

Project Name:	Notes:	Date:	Type:
---------------	--------	-------	-------



PT-A-MSH-00-D

On/Off Microwave Motion Sensor

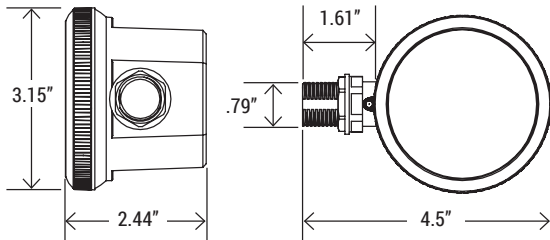
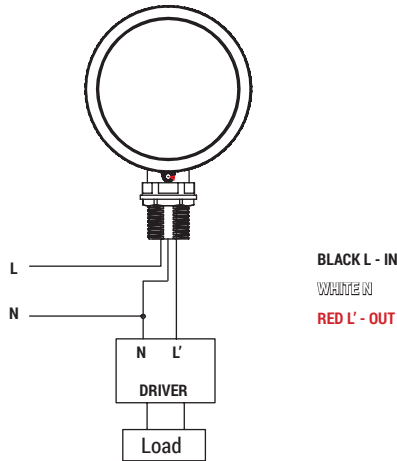
DESCRIPTION

When a straightforward On/Off motion sensor is what you need, Portor has you covered! Hold time and detection sensitivity are programmed by remote control. The Type D sensor is commonly used with Portor's Linear High bays and Strip Lights.

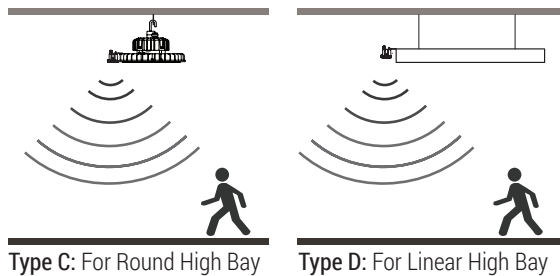
TECHNICAL SPECIFICATION

OPERATING VOLTAGE	120-277VAC, 50Hz/60Hz
SWITCHING CAPACITY	Max 3.0A@120VAC / Max. 2.0A@277VAC
STAND-BY POWER	≤1W
DETECTION AREA	25%/50%/75%/100%
HOLD TIME	5s/30s/1min/3min/5min/10min/20min/30min
DAYLIGHT THRESHOLD	2Lux/10Lux/30Lux/50Lux 80Lux/120Lux/Disable
MICROWAVE FREQUENCY	5.8GHz±75MHz
MICROWAVE POWER	<0.3mW
MOUNTING HEIGHT	Max. 52 ft
DETECTION RANGE	Max. Radius: 49 ft
OPERATING TEMPERATURE	-31°F~+140°F
IP RATING	IP65
DETECTION ANGLE	30°-150°

**Note: To fully customize motion sensor settings, please refer to remote control*



INSTALLATION METHOD



Type C: For Round High Bay

Type D: For Linear High Bay

DEFAULT SETTING

SENSITIVITY


Range at which the motion sensor will activate or de-activate. Recommended sensitivity range is 50% for low-level ceilings, and 75% for high-level ceilings.

50%

HOLD TIME

The time at which the fixture will stay illuminated at 100% after no motion is detected.

5 mins



*PT-A-MSH-RC

Motion Sensor Remote Control

(For use when customization of sensor is needed.)