

Project Name:	Notes:	Date:	Type:
---------------	--------	-------	-------

DESCRIPTION

Portor's 4-foot T8 Type B (ballast bypass) tubes are constructed to work with single-ended or double-ended wiring schemes, which saves time, labor, and money!

Ideal use for office spaces, warehouses, hotels, restaurants, and schools.



CONSTRUCTION

High-quality polycarbonate lens Diffuser with aluminum backing.
100% Mercury Free and 100% Lead Free.

ELECTRICAL

Type B—(ballast removal) AC line input. Luminaire is built with the highest quality 100- 277VAC internal drivers.

RETROFIT EASILY

Bypass the ballast with Portor's 4' LED T8 tube, able to work with both single-ended and double ended wiring systems. Produces uniform light output that is consistent from end-to-end.

DIMMING

Non-dimmable and not compatible with ballast.

CERTIFICATION

ETL Listed, FCC, RoHS, CE

TECHNICAL SPECIFICATION

WATTAGE	12W
LUMENS	(1,820 lumens) (1,830 lumens)
EFFICACY	145 lm/W
VOLTAGE	AC100-277V
POWER FREQUENCY	50/60 Hz
CCT	(4000K) (5000K)
CRI	Ra>80
BEAM ANGLE	180°
LENS TYPE	Frosted
WORKING TEMP.	-40°F - +122°F
STORAGE TEMP.	-40°F - +158°F
IP RATING	IP40 Suitable for damp locations
DIMMABLE	Non-dimmable
POWER FACTOR	>0.95
THD	≤20%
WARRANTY	5 year limited
PORTOR CAT#	PT-T8-4FB-12W

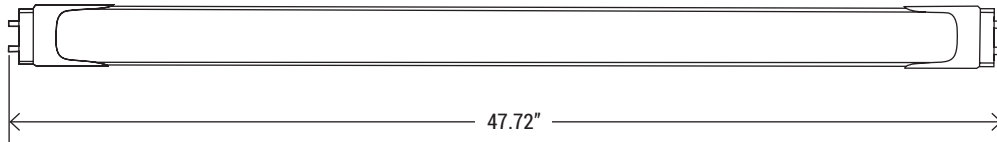
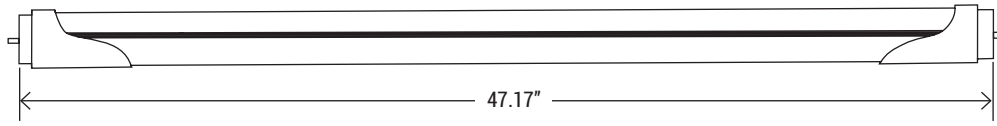


MODEL NUMBER(S)

MODEL#	WATTS	LUMENS	LM/WATT	CCT	CRI	LENS	VOLTAGE
PT-T8-4FB-12W	12W	1,820	145	4000K	>80	Frosted	AC 100/277V
		1,830	145	5000K	>80	Frosted	AC 100/277V



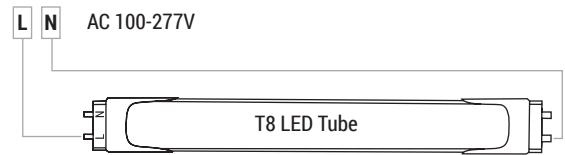
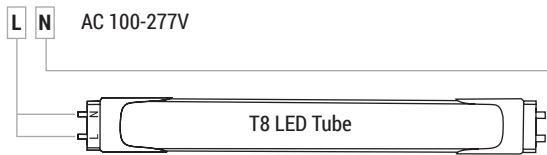
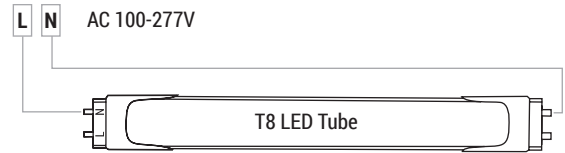
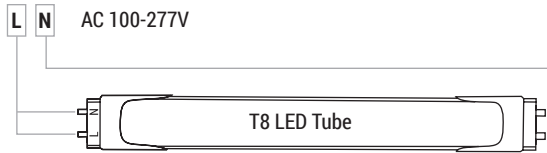
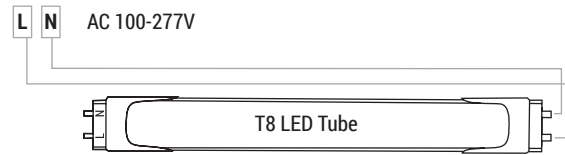
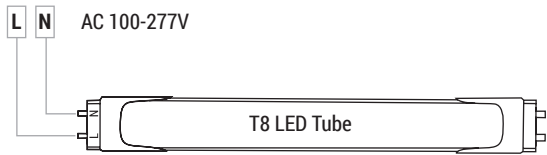
Project Name:	Notes:	Date:	Type:
---------------	--------	-------	-------

DIMENSION



INSTALLATION DIAGRAM

You can choose any of the following 8 ways to wire/rewire and install the LED tube.



1. Switch off power
2. Remove fluorescent tube
3. Bypass the ballast
4. Install LED tube
5. Switch on power