

Catalog Number:	Project Name:	Note:	Date:	Type:
-----------------	---------------	-------	-------	-------



The HBU3 Round High Bay fixture is efficient, durable and designed to withstand harsh conditions with its remarkable heat dissipation, dust-tight body and resistance to water. HBU3 is wattage and color selectable, and can be programmed with a CCT of 4000K or 5000K, eliminating the need to stock multiple color temperatures.

Premium quality provides excellent solution for high-ceiling mount applications, especially in warehouse, storage, gymnasiums, retail spaces and convention centers.

CONSTRUCTION

Die-cast aluminum heat sink provides superior thermal transfer to extend lifespan of the luminaire. Built rugged to withstand harsh conditions, IP65 rated. Fixture comes standard with J-hook for suspended mounting.

ELECTRICAL

Luminaire is built with the highest quality driver that is Universal Voltage (120-277V), uses long lasting, high-efficient LED packages.

LENS

Clear PC lens.

SENSOR READY

Motion sensor ready (optional).

ENERGY SAVINGS

Over 50% energy savings than traditionally fluorescent fixtures, low heat productions requires less maintenance and operation cost.

LISTING

UL Listed, DLC Premium Listed, FCC, RoHS, CE, IP65 rated

WARRANTY

5 year Limited Warranty, Rated for 50,000 hours. See Warranty documentation for details.

WATTAGE	DELIVERED LUMENS	EFFICACY
100W/120W/150W	22,067	135 lm/W
180W/200W/240W	34,301	135 lm/W

Based on highest wattage setting @ 5000K. Actual lumens may vary.

TECHNICAL SPECIFICATION

CCT	4000K/5000K
CRI	80
DIMMABLE	0-10V dimming
BEAM ANGLE	90°
VOLTAGE	120V - 277V, 347-480V
POWER FREQUENCY	50/60 Hz
POWER FACTOR	>0.9
THD	≤15%
WORKING TEMPERATURE	-40°F ~ 122°F
STORAGE TEMPERATURE	-40°F ~ 176°F
IP RATING	IP65 Wet Location
WARRANTY	5 year limited

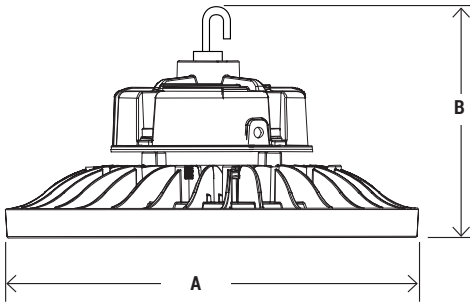


ORDERING SAMPLE: - - - - - - -

Series	Size	CCT/Wattage	Voltage	Accessories/Options (Sold separately)			
PT-HBU3 Round High Bay with CCT and Wattage Selector	10D (12.5" dia.)	23CP (4000K/5000K) (100W/120W/150W)	LV (120-277V) HV (347-480V)	Mounting	EM Battery	Sensor	Reflector
	14D (14.5" dia.)	23CP (4000K/5000K) (180W/200W/240W)		Blank (Standard J-hook) UB-HBU3-SM UB-HBU3-LG	Blank (No option) PT-A-EMU-25W PT-A-EMU-40W	Blank (No option) MS-UNI-PR	Blank (No option) RFL-PC-HBU3 RFL-PC-BC-HBU3 RFL-AL-HBU3

Catalog Number:	Project Name:	Note:	Date:	Type:
-----------------	---------------	-------	-------	-------

DIMENSION



MODEL#	A	B
PT-HBU3-10D-23CP	12.5"	6.61"
PT-HBU3-14D-23CP	14.75"	7.32"

MOUNTING OPTION



UB-HBU3-SM (10D)
U-Bracket Mounting



UB-HBU3-LG (14D)
U-Bracket Mounting

REFLECTOR OPTION



RFL-PC-HBU3
PC Reflector for HBU3



RFL-PC-BC-HBU3
PC Reflector Bottom Cover for HBU3



RFL-AL-HBU3
Aluminum Reflector for HBU3

EM BATTERY OPTION



PT-A-EMU-25W / PT-A-EMU-40W
Emergency LED Driver For Round High Bay

SENSOR OPTION

(Remote control required, no factory installation required)



MS-UNI-PR
Dimmable Motion Sensor

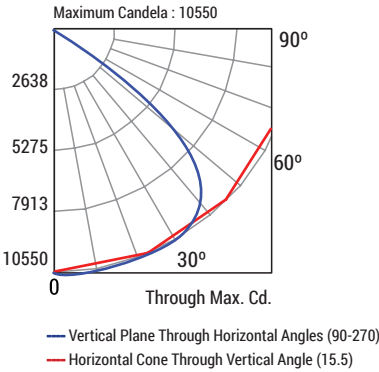


MSH-RC2
Remote Control

Catalog Number:	Project Name:	Note:	Date:	Type:
-----------------	---------------	-------	-------	-------

PHOTOMETRICS DATA

PT-HBU3-10D-23CP	<i>Wattage: 150W</i>	<i>Delivered lumens: 20067</i>	<i>Efficacy: 135 lm/W</i>	<i>CCT: 5000K</i>	<i>CRI: 80</i>
-------------------------	----------------------	--------------------------------	---------------------------	-------------------	----------------

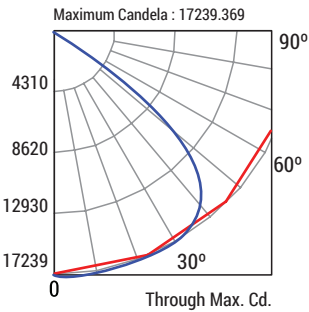


pfc	Coefficients of Utilization											
	20%											
	80%				70%				50%			
pcc	70%	50%	30%	10%	70%	50%	30%	10%	50%	30%	10%	
pw	0	119	119	119	119	116	116	116	116	111	111	111
	1	111	108	104	101	109	105	102	100	101	99	97
	2	103	97	91	87	101	95	90	86	92	88	84
	3	96	87	81	75	94	86	80	75	83	78	74
	4	89	79	72	66	87	78	71	66	76	70	65
	5	83	72	64	59	81	71	64	58	69	63	58
	6	77	66	58	52	76	65	58	52	63	57	52
	7	72	60	53	47	71	60	52	47	58	52	47
	8	68	56	48	43	66	55	48	43	54	47	42
	9	63	51	44	39	62	51	44	39	50	43	39
	10	60	48	40	36	58	47	40	36	46	40	35

CP Summary		
	0°	90°
0°	10519.0	10519.0
5°	10514.0	10515.0
15°	10502.0	10549.0
25°	9516.2	10269.0
35°	7535.7	8556.0
45°	4454.6	4940.8
55°	2433.6	2343.4
65°	1018.1	954.03
75°	314.55	340.22
85°	116.22	5.086
90°	17.063	2.591

Zonal Lumen Summary		
	Lumens	%Fixture
0° - 20°	3965.49	19.00
0° - 30°	8513.16	40.90
0° - 40°	13486.68	64.70
0° - 60°	13360.51	92.90
0° - 80°	20747.88	99.60
0° - 90°	20838.08	100.00

PT-HBU3-14D-23CP	<i>Wattage: 240W</i>	<i>Delivered lumens: 34301</i>	<i>Efficacy: 135 lm/W</i>	<i>CCT: 5000K</i>	<i>CRI: 80</i>
-------------------------	----------------------	--------------------------------	---------------------------	-------------------	----------------



pfc	Coefficients of Utilization											
	20%											
	80%				70%				50%			
pcc	70%	50%	30%	10%	70%	50%	30%	10%	50%	30%	10%	
pw	0	119	119	119	119	116	116	116	116	111	111	111
	1	111	108	104	101	109	106	103	100	101	99	97
	2	104	97	92	87	101	95	90	86	92	88	84
	3	96	88	81	76	94	86	80	75	83	78	74
	4	89	79	72	67	87	78	71	66	76	70	65
	5	83	72	65	59	81	71	64	59	69	63	58
	6	77	66	58	52	76	65	58	52	63	57	52
	7	72	61	53	48	71	60	53	47	58	52	47
	8	68	56	48	43	66	55	48	43	54	47	43
	9	64	52	44	39	62	51	44	39	50	44	39
	10	60	48	41	36	59	47	41	36	46	40	36

CP Summary		
	0°	90°
0°	17175.930	17175.930
5°	17160.471	17157.811
15°	17129.570	17153.900
25°	15623.490	16939.900
35°	12429.370	14417.660
45°	7535.230	7902.330
55°	3943.690	3542.280
65°	1611.170	1497.360
75°	537.670	544.300
85°	188.940	49.560
90°	14.580	8.040

Zonal Lumen Summary		
	Lumens	%Fixture
0° - 20°	6466.83	19.10
0° - 30°	13939.47	41.30
0° - 40°	22163.1	65.60
0° - 60°	31462.75	93.10
0° - 80°	33635.07	99.50
0° - 90°	33788.06	100.00



DLC LISTING

CATALOG NUMBER	WATTAGE	DELIVERED LUMENS	EFFICACY	DLC PRODUCT ID	CLASSIFICATION
PT-HBU3-10D-23CP-LV	100W/120W/150W	22,067 @ 5000K	137 lm/W	PL6SQDV6XJBI	PREMIUM
PT-HBU3-14D-23CP-LV	180W/200W/240W	34,301 @ 5000K	135 lm/W	PLID1C9NISX5	PREMIUM
PT-HBU3-10D-23CP-HV	100W/120W/150W	21,616 @ 4000K	144 lm/W	PLQUSN6ZFQ10	PREMIUM
PT-HBU3-14D-23CP-HV	180W/200W/240W	33,777 @ 4000K	140 lm/W	PLDVJ13B203K	PREMIUM