

Project Name:	Notes:	Date:	Type:
---------------	--------	-------	-------

DESCRIPTION

Our new PT-SDT-RHB-325 is a step-down auto-transformer for Round High Bay are designed to convert high voltage, low current power into low voltage, high current power. It has a maximum power rating of 325VA, which makes it suitable for use in a variety of applications, such as electrical power transmission, distribution, and electronic devices.


325VA TRANSFORMER-A TYPE

INPUT VOLTAGE:

- 480Vac $\pm 10\%$
- 347Vac $\pm 10\%$
- 277Vac $\pm 10\%$

OUTPUT VOLTAGE:

- 208Vac @ 480Vac
- 150Vac @ 347Vac
- 120Vac @ 277Vac



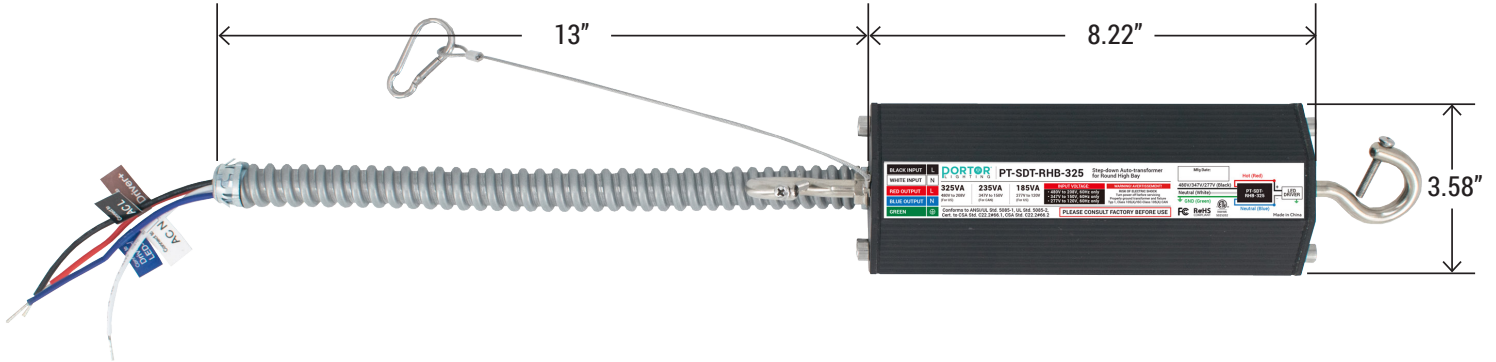
PLEASE CONSULT FACTORY BEFORE USE

ELECTRICAL SPECIFICATION

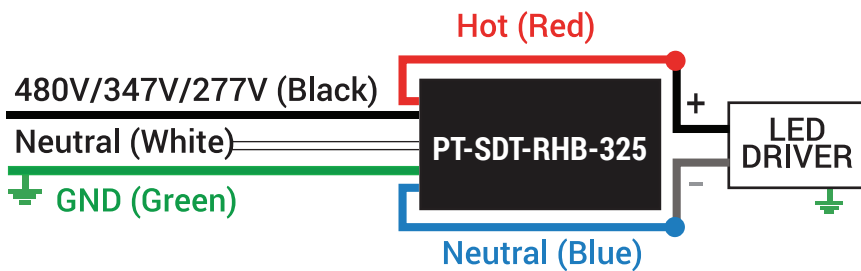
PARAMETER	SYMBOL	CONDITIONS	US	CAN	US2	
INPUT VOLTAGE	V Input		480	347	277	V
OUTPUT VOLTAGE	V Output	Inflection Rated Voltage	208	150	120	V
INPUT CURRENT	A Input	Inflection Rated Voltage		0.75		A
OUTPUT CURRENT	A Output	Inflection Rated Voltage		1.56		A
OUTPUT WATTS	VA Output	Inflection Rated Voltage	325	240	185	VA
POWER FACTOR	PF	Nominal	0.96			
THD (PRIMARY LAMP TYPE)		Inflection Rated Voltage			10	%
2ND HARMONIC		Rated Voltage / Frequency			2	%
3ND HARMONIC		Rated Voltage / Frequency			30	%
5ND HARMONIC		Rated Voltage / Frequency			10	%
7ND HARMONIC		Rated Voltage / Frequency			7	%
9ND HARMONIC		Rated Voltage / Frequency			5	%
TEMPERATURE RISE OF BALLAST WINDING		Rated Voltage / Frequency			55	K
MAX CASING TEMPERATURE		Faulty Status			105	C
14AWG LEAD LENGTHS			200	210	220	MM

Project Name:	Notes:	Date:	Type:
---------------	--------	-------	-------

DIMENSION



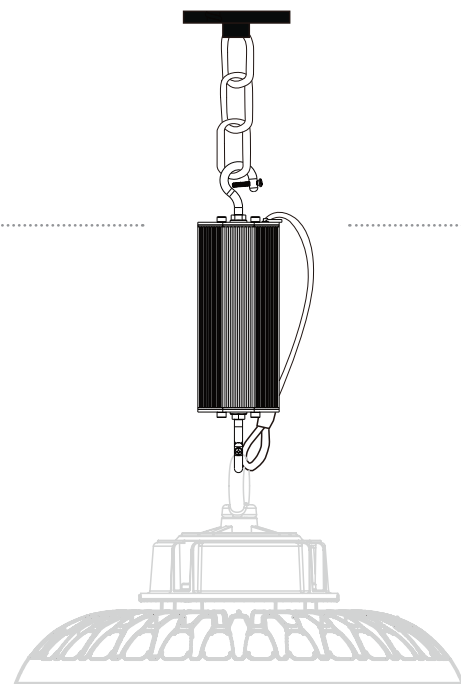
WIRING DIAGRAM



BLACK INPUT	L
WHITE INPUT	N
RED OUTPUT	L
BLUE OUTPUT	N

INSTALLATION

- Turn off the AC power before installing
- Assembling the transformer with the Safety Rope with the chain link connector
- Select the appropriate wiring diagram to connect the transformer to the AC driver.



(Round High Bay is not included)