

Catalog Number:	Project Name:	Note:	Date:	Type:
-----------------	---------------	-------	-------	-------

6th Generation Flat Panel

Portor's 6th Generation BLP6 series produce industry-leading performance with deep energy savings and continuous dimming. The compact, slick profile produces uniform and glare free lumen output.

Perfect application for retail stores, schools, offices, markets and restaurant.



CONSTRUCTION

Durable solid frame, prefabricated paint with matte white finished. Slim profile design. Integrated T-Bar mounting clips built in onto the fixture for easy installation.

ELECTRICAL

Luminaire is built with the highest quality driver that is Universal Voltage (120V-277V), uses long lasting, highly-efficient LED packages.

DRIVER

Driver is fixed on the back of the panel or side to prevent mis-handling during shipment.

OPTICAL SYSTEM

Back-lit optics produces uniform light output, diffuser lens reduces glare and improve overall energy efficiency.

DIMMING

Continuous dimming (0-10V) comes standard.

ENERGY SAVINGS

Over 50% energy savings than traditionally fluorescent fixtures, low heat productions requires less maintenance and operation cost.

LISTING

ETL Listed, DLC listed, FCC, RoHS, CE

WARRANTY

5 Years Limited Warranty, Rated for 50,000 hours (See Warranty documentation for details).

WATTAGE	DELIVERED LUMENS	EFFICACY
30W	3,432 @ 3500K	119 lm/W
	3,742 @ 4000K	136 lm/W
	3,620 @ 5000K	127 lm/W
40W	4,693 @ 3500K	118 lm/W
	4,965 @ 4000K	131 lm/W
	4,746 @ 5000K	120 lm/W
50W	5,594 @ 3500K	113 lm/W
	5,940 @ 4000K	127 lm/W
	5,618 @ 5000K	114 lm/W

Lumens are based on IES test results.

TECHNICAL SPECIFICATION

CCT	3500K/4000K/5000K
CRI	80+
DIMMABLE	0-10V dimming
VOLTAGE	120V-277V
POWER FREQUENCY	50/60 Hz
POWER FACTOR	>0.9
THD	≤20%
DRIVER EFFICIENCY	>85%
RATING	IP40, Suitable for damp locations
WARRANTY	5 year limited



ORDERING SAMPLE: - -

-

Series	Size	CCT/Wattage	Accessories/Options	
PT-BLP6 LED Back-Lit Flat Panel with CCT and Wattage Selector Series	24 - (2' x 4')	3CP (CCT: 3500K/4000K/5000K) (Wattage: 30W/40W/50W)	EM Battery	Other
			___ Blank EM PT-EMG-15W	___ Blank SMK-BLP-24 FK-24

Catalog Number:	Project Name:	Note:	Date:	Type:
-----------------	---------------	-------	-------	-------

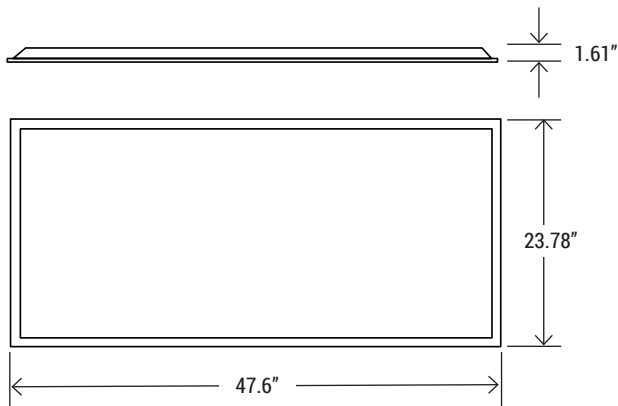


Front



Back

DIMENSION



QTY/CARTON



PIECES

Maintenance-free optical module sealed for life; no internal cleaning required.

EM BATTERY OPTION



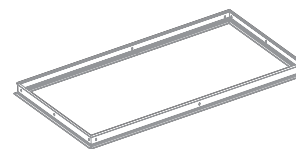
EM (PT-EMG-8W) Standard

PT-EMG-15W
Low Voltage EM Battery (Additional cost)

OTHER



SMK-BLP-24
Surface mount kit for the 2x4 panel



FK-24
Flange kit for the 2x4 panel



DLC LISTING

CATALOG NUMBER	WATTAGE	DELIVERED LUMENS	EFFICACY	DLC PRODUCT ID	CLASSIFICATION
PT-BPL6-24-3CP	50W	5,550 @ 3500K	111 lm/W	S-NERPV8	REGULAR

Catalog Number:	Project Name:	Note:	Date:	Type:
-----------------	---------------	-------	-------	-------

MOTION SENSORS



PT-BTN
Bluetooth Node



PT-MS-21-BT-JB
Bluetooth Dual Tech
Ceiling Sensor


CONTROLLERS




PT-BT-6
Bluetooth Fixture Sensor



PT-BTC-EM
Bluetooth EM Controller



PT-RTC-D-BT
Bluetooth Real Time Clock/
Energy Monitoring USB-A
Dongle



PT-GTB-D-BT
Bluetooth Gateway Bridge
USB-A Dongle



WALL SWITCHES



PT-5WS-BT-B
Battery 5 Button Wall Switch



PT-3WS-BT-B
Battery 3 Button Wall Switch



PT-3WS-BT-A
AC 3 Button Wall Switch



PT-1WS-MS-BT-A
PIR Sensor Wall Switch