

Catalog Number:	Project Name:	Note:	Date:	Type:
-----------------	---------------	-------	-------	-------

**DESCRIPTION**

Portor's Wraparound series is designed to save energy and meet lost light regress requirements. Our 9" wraparound is wattage adjustable (30W/35W/40W) and color tunable (35K/40K/50K).

Ideal use for offices, hallways, stairwells, bathrooms and conference rooms.



**CONSTRUCTION**

Sleek slim design wraparound with durable and solid form factor frame. Made out of quality aluminum alloy body with white finish.

**ELECTRICAL**

Luminaire is built with high efficacy LED package 120V-277V universal drivers.

**OPTICAL SYSTEM**

High performance light output perfect for high ceiling. Optic lens designed to reduce glare and improve light distribution through precision lens optics.

**ENERGY SAVINGS**

Over 50% energy savings compare to fluorescent fixtures. Low heat production from LED technology will require overall less maintenance and operating cost.

**DIMMING**

Equipped with 1-10V continuous dimming.

**MOUNTING**

Comes standard with V-Hooks and chains, Option available for Pendant Mount.

**CONTROLS**

Option available for dimmers, occupancy sensors and daylight harvesting to maximize energy savings.

**LISTING**

UL Listed. DLC Premium Listed.

**WARRANTY**

5 Years Limited Warranty, Rated for 50,000 hours (See Warranty documentation for details).

WATTAGE	DELIVERED LUMENS	EFFICACY
40W	4050 @ 3500K	130 lm/W
	5200 @ 4000K	
	5280 @ 5000K	

Based on the higher wattage @ 3500K/4000K/5000K setting. Actual lumens may vary.

**TECHNICAL SPECIFICATION**

WATTAGE	30W/35W/40W
CCT	3500K/4000K/5000K
CRI	82
DIMMABLE	0-10V dimming
BEAM ANGLE	120°
VOLTAGE	120V-277V
POWER FREQUENCY	50/60 Hz
POWER FACTOR	>0.9
THD	≤10%
WORKING TEMPERATURE	-40°F ~ 122°F
STORAGE TEMPERATURE	-40°F ~ 158°F
IP RATING	IP40, Suitable for damp locations
WARRANTY	5 year limited

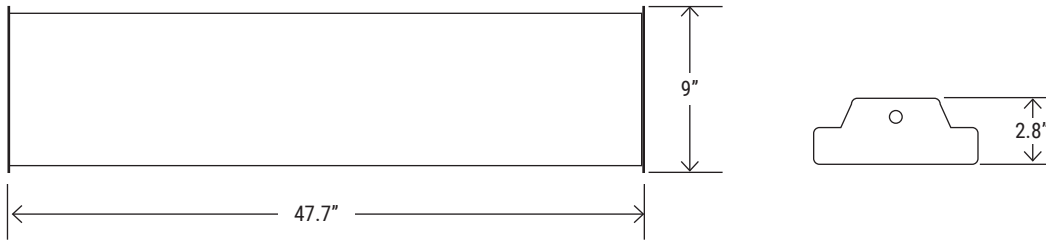


ORDERING SAMPLE:  -  -  -  -  -

Series	Size	CCT	Accessories/Options		
PT-WAFA LED Wraparound Field-Adjustable Series	4F9I (4 ft / 9 in width)	3CCT (35K/40K/50K)	EM Battery	Sensor	Mounting
			___ Blank PT-EMN-08W-050	___ Blank PT-UNI2-SP-PR ELB-UNI (Required) MSH-RC2 PT-UNI-35-NDP ELB-UNI-35 (Required) MSS-RC-100	___ Blank A-CBL

Catalog Number:	Project Name:	Note:	Date:	Type:
-----------------	---------------	-------	-------	-------

**DIMENSION**



**EM BATTERY OPTION**



PT-EMN-08W-050  
LED Emergency Driver

**SUSPENDED MOUNTING**



A-CBL  
Hanging wire for strip light w/ V-hook

**SENSOR OPTION**



PT-UNI2-SP-PR  
Dimmable PIR  
Motion Sensor  
with Daylight  
Harvesting



ELB-UNI  
Elbow for  
UNI2-SP-PR  
(Required)



MSH-RC2  
Intelligent  
Control Unit



PT-UNI-35-NDP  
Dimmable PIR  
Motion Sensor



ELB-UNI-35  
Elbow for  
UNI-35-NDP  
(Required)



MSS-RC-100  
Intelligent  
Control Unit

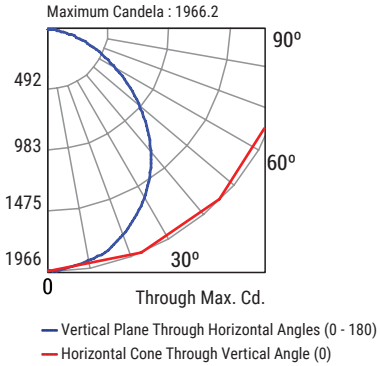


**DLC LISTING**

CATALOG NUMBER	WATTAGE	DELIVERED LUMENS	EFFICACY	DLC PRODUCT ID	CLASSIFICATION
PT-WAFA-4F9I-3CCT	40W (Default Watt)	4050@3500K	130 lm/W	PLO4Y02TWL2B	PREMIUM
		5200@4000K			
		5280@5000K			

Catalog Number:	Project Name:	Note:	Date:	Type:
-----------------	---------------	-------	-------	-------

<b>PT-WAFA</b>	<b>Wattage: 40W</b>	<b>Delivered lumens: 4050</b>	<b>Efficacy: 130 lm/W</b>	<b>CCT: 3500K</b>	<b>CRI: 80</b>
----------------	---------------------	-------------------------------	---------------------------	-------------------	----------------

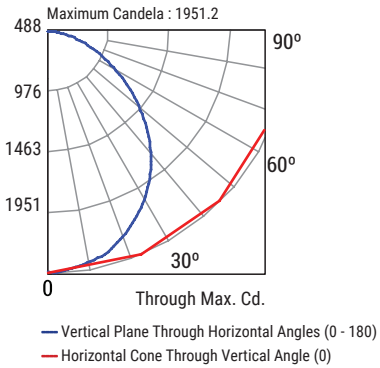


		Coefficients of Utilization											
		80%				70%				50%			
pf <sub>c</sub>	pcc												
	pw	70%	50%	30%	10%	70%	50%	30%	10%	50%	30%	10%	
RCR	0	118	118	118	118	114	114	114	114	108	108	108	
	1	107	102	98	94	104	99	95	92	94	91	88	
	2	97	89	82	77	94	87	81	75	82	77	73	
	3	89	78	70	64	86	76	69	63	73	66	61	
	4	82	70	61	55	79	68	60	54	65	58	53	
	5	75	63	54	47	73	61	53	47	58	51	46	
	6	70	57	48	41	67	55	47	41	53	46	40	
	7	65	51	43	37	63	50	42	36	48	41	36	
	8	60	47	39	33	58	46	38	33	44	37	32	
	9	56	43	35	30	55	42	35	29	41	34	29	
	10	53	40	32	27	51	39	32	27	38	31	26	

CP Summary		
	0°	90°
0°	1966.2	1966.2
5°	1953.4	1954.1
15°	1852.2	1850.6
25°	1657.7	1646.7
35°	1388.5	1382.3
45°	1085.3	1091.0
55°	781.0	815.0
65°	506.5	578.7
75°	273.2	375.9
85°	74.0	191.4
90°	0.0	121.5

Zonal Lumen Summary			
	Lumens	%Lamp	%Fixture
0° - 20°	706.75	13.40	13.40
0° - 30°	1468.23	27.80	27.80
0° - 40°	2336.91	44.20	44.20
0° - 60°	3903.80	73.80	73.80
0° - 80°	4805.66	90.90	90.90
0° - 90°	4967.21	93.90	93.90

<b>PT-WAFA</b>	<b>Wattage: 40W</b>	<b>Delivered lumens: 5280</b>	<b>Efficacy: 130 lm/W</b>	<b>CCT: 5000K</b>	<b>CRI: 80</b>
----------------	---------------------	-------------------------------	---------------------------	-------------------	----------------



		Coefficients of Utilization											
		80%				70%				50%			
pf <sub>c</sub>	pcc												
	pw	70%	50%	30%	10%	70%	50%	30%	10%	50%	30%	10%	
RCR	0	117	117	117	117	114	114	114	114	107	107	107	
	1	107	102	97	93	103	99	95	91	93	90	87	
	2	97	89	82	76	94	86	80	75	82	76	72	
	3	89	78	70	64	86	76	69	63	72	66	61	
	4	81	70	61	54	79	68	60	53	64	57	52	
	5	75	62	53	47	72	61	52	46	58	51	45	
	6	69	56	47	41	67	55	47	41	52	45	40	
	7	64	51	42	36	62	50	42	36	48	41	35	
	8	60	47	38	33	58	46	38	32	44	37	32	
	9	56	43	35	29	54	42	34	29	40	33	29	
	10	53	40	32	27	51	39	31	27	37	31	26	

CP Summary		
	0°	90°
0°	1951.2	1951.2
5°	1939.0	1939.9
15°	1839.5	1842.2
25°	1648.5	1653.0
35°	1383.0	1393.9
45°	1079.8	1115.4
55°	780.2	847.8
65°	504.6	613.8
75°	275.0	418.2
85°	75.2	237.1
90°	0.0	152.8

Zonal Lumen Summary			
	Lumens	%Lamp	%Fixture
0° - 20°	701.49	13.10	13.10
0° - 30°	1457.72	27.20	27.20
0° - 40°	2321.21	43.40	43.40
0° - 60°	3885.85	73.60	73.60
0° - 80°	4801.94	89.80	89.80
0° - 90°	4977.83	93.00	93.00

Catalog Number:	Project Name:	Note:	Date:	Type:
-----------------	---------------	-------	-------	-------

### MOTION SENSORS



**PT-MS-35-BT**  
Bluetooth Audiojack Sensor



**PT-BTN**  
Bluetooth Node



**PT-A-EMS-MW**  
Microwave Eco Sensor



**PT-MS-21-BT-JB**  
Bluetooth Dual Tech Ceiling Sensor

### CONTROLLERS



**PT-BT-6**  
Bluetooth Fixture Sensor



**PT-BTC-EM**  
Bluetooth EM Controller



**PT-RTC-D-BT**  
Bluetooth Real Time Clock/  
Energy Monitoring USB-A  
Dongle



**PT-GTB-D-BT**  
Bluetooth Gateway Bridge  
USB-A Dongle



### WALL SWITCHES



**PT-5WS-BT-B**  
Battery 5 Button Wall Switch



**PT-3WS-BT-B**  
Battery 3 Button Wall Switch



**PT-3WS-BT-A**  
AC 3 Button Wall Switch



**PT-1WS-MS-BT-A**  
PIR Sensor Wall Switch