

Catalog Number:	Project Name:	Note:	Date:	Type:
-----------------	---------------	-------	-------	-------

This RHBE economically designed round high bay ensures both functionality and versatility, catering to your specific lighting needs with ease. Upgrade your lighting experience with a product that combines innovation, efficiency, and adaptability for a brighter environment.

Premium quality provides excellent solution for high-ceiling mount applications, especially in warehouse, storage, gymnasiums, retail spaces and convention centers.



**CONSTRUCTION**

Die-cast aluminum heat sink provides superior thermal transfer to extend lifespan of the luminaire. Built rugged to withstand harsh conditions, IP65 rated. Fixture comes standard with O-ring for suspended mounting.

**ELECTRICAL**

Luminaire is built with the highest quality driver that is Universal Voltage (120-277V), uses long lasting, high-efficient LED packages.

**LENS**

Clear PC lens.

**SENSOR READY**

Motion sensor ready (optional).

**ENERGY SAVINGS**

Over 50% energy savings than traditionally metal halide fixtures, low heat productions requires less maintenance and operation cost.

**LISTING**

UL Listed, DLC Premium Listed, RoHS, IP65 rated

**WARRANTY**

5 year Limited Warranty

WATTAGE	DELIVERED LUMENS	EFFICACY
PT-RHBE-150W-50K	21,900	149 lm/W
PT-RHBE-240W-50K	35,040	153 lm/W

*Based on 5000K, 80 CRI. Actual lumens may vary.*

**TECHNICAL SPECIFICATION**

CCT	5000K
CRI	80
DIMMABLE	0-10V dimmable
VOLTAGE	120V - 277V, 50/60 Hz
POWER FACTOR	>0.9
THD	≤20%
WORKING TEMPERATURE	-40°F ~ 122°F
STORAGE TEMPERATURE	-40°F ~ 176°F
IP RATING	IP65 Wet Location
FINISH COLOR	Black
WARRANTY	5 year limited



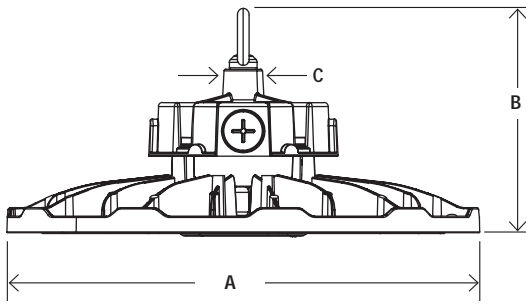
**ORDERING SAMPLE:**

[ ] - [ ] - [ ] - [ ] - [ ] - [ ] - [ ] - [ ]

Series	Wattage	CCT	Voltage	Accessories/Options (Sold separately)			
PT-RHBE Economy Round High Bay	150W (10" dia.) 240W (13" dia.)	50K	Blank (120-277V)	Mounting	EM Battery	Sensor	Wire guard
				Blank (Standard J-hook) UB-RHBE	Blank (No option) PT-EMU3-25W PT-EMU3-40W	Blank (No option) MS-UNI2-SP-PR MS-UNI2-SP-MW MSH-RC2	Blank (No option) WG-RHBE-150 WG-RHBE-240

Catalog Number:	Project Name:	Note:	Date:	Type:
-----------------	---------------	-------	-------	-------

**DIMENSION**



MODEL#	A	B	C (THREAD SIZE)
PT-RHBE-150W-50K	10.24"	6"	.5"
PT-RHBE-240W-50K	13.4"	6.5"	

QTY/BOX




**MOUNTING OPTION**

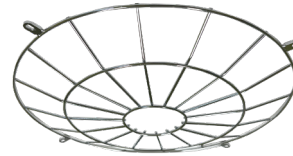


UB-RHBE  
U-Bracket Mounting  
for RHBE-150W/240W

**WIRE GUARD OPTION**



WG-RHBE-150  
Wire guard for RHBE-150W



WG-RHBE-240  
Wire guard for RHBE-240W

**EM BATTERY OPTION**



PT-EMU3-25W (150W)  
PT-EMU3-40W (240W)  
Emergency LED Driver For  
Round High Bay

**SENSOR OPTION**

(Remote control required, no factory  
installation required)



MS-UNI2-SP-PR  
MS-UNI2-SP-MW  
Universal Short Pin  
Motion Sensor



MSH-RC2  
Remote Control



DLC LISTING

CATALOG NUMBER	WATTAGE	DELIVERED LUMENS	EFFICACY	DLC PRODUCT ID	CLASSIFICATION
PT-RHBE-150W-50K	150W	21,900	148 lm/W	S-7QG06H	PREMIUM
PT-RHBE-150W-50K	240W	34,040	153 lm/W	S-C49F72	PREMIUM

