


Catalog Number:	Project Name:	Note:	Date:	Type:
-----------------	---------------	-------	-------	-------

Portor's **Sensor Ready BLP** luminaire, combined with TEELIO's PT-MS-BT sensor, offers seamless integration for a fully smart bluetooth lighting system. Effortlessly control fixtures right from your hand. The Sensor Ready BLP luminaire features wattage and CCT selectability, eliminating the need to stock multiple color temperatures.

Ideal use for retail stores, schools, offices, markets and restaurant.



CONSTRUCTION

Cold-rolled steel and extruded aluminum frame, prefabricated paint with matte white finished. Slim profile design. Integrated T-Bar mounting clips built in onto the fixture. Easy installation

ELECTRICAL

Luminaire is built with the highest quality driver that is Universal Voltage (120V-27V), uses long lasting, highly-efficient LED packages.

DRIVER

Driver is fixed on the back of the panel or side to prevent mis-handling during shipment.

OPTICAL SYSTEM

Back-lit optics produces uniform light output, diffuser lens reduces glare and improve overall energy efficiency.

LISTING

UL Listed, DLC Listed



Scan the QR code to download the TEELIO app and unlock the full experience of being in complete control. Start enjoying seamless, intuitive management at your fingertips.



WATTAGE	DELIVERED LUMENS	EFFICACY
25W	3,128	up to 123 lm/W
30W	3,721	
40W	4,766	

Based on actual IES results @ 4000K setting. Actual lumens may vary.

TECHNICAL SPECIFICATION

CCT	3500K/4000K/5000K
CRI	80
DIMMABLE	0-10V dimmable
VOLTAGE	120V-277V, 50/60 Hz
MAX CURRENT (A)	0.33mA
POWER FACTOR	>0.9
THD	≤20%
LIFETIME	L70 > 100,000 hours
WORKING TEMPERATURE	-40°F ~ 122°F
IP RATING	IP 40, Suitable for damp locations
WARRANTY	5 year limited warranty
DLC PRODUCT ID	XXX

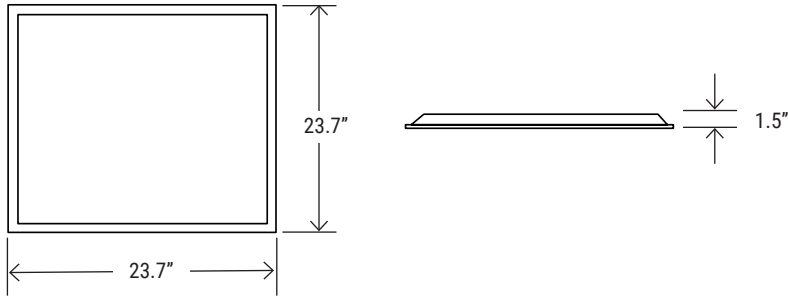


ORDERING SAMPLE: - - - - - - - -

Series	Size	CCT/ Wattage	Capability	Accessories/Options (Sold separately)				
				Sensor	EM Battery	Mounting Kit	Pendant Cable	MC Cable
PT-BLP	22 (2' x 2')	3CP (3500K/4000K/5000K) (25W/30W/40W)	SR (Sensor Ready)	PT-MS-BT	___ blank PT-EMG-8W PT-EMG-15W	___ blank SMK-BLP-22 FK-22	___ blank A-CBL-BLP-224	___ blank JP-BPL MC-5W-SC-6F MC-6W-SC-6F MC-5W-SN-HD3-6F MC-6W-SN-HD3-6F

Catalog Number:	Project Name:	Note:	Date:	Type:
-----------------	---------------	-------	-------	-------

DIMENSION



QTY/CARTON



PIECES

Net Weight: **3.5 lbs**

Gross Weight: **4.3 lbs**

MOTION SENSOR




PT-MS-BT
Bluetooth Motion Sensor

SURFACE MOUNT/FLANGE KIT



SMK-BLP-22
Surface mount kit for the 2x2 panel



FK-22
Flange kit for the 2x2 panel

EM BATTERY OPTION



PT-EMG-8W / PT-EMG-15W
Low Voltage EM Battery

PENDANT CABLE



A-CB-BLP-224
5' Aircraft Cable

JUNCTION BOX



JB-BPL
Junction box
(Field installation)

OTHER




MC-5W-SC-6F / MC-6W-SC-6F (Screw-in)
MC-5W-SN-6HD3F / MC-6W-SN-6HD3F (Snap-in)
MC series metal flex whip

PERFORMANCE

WATTAGE	DELIVERED LUMENS	EFFICACY
25W	2,984 @ 3500K	122 lm/W
	3,128 @ 4000K	134 lm/W
	3,001 @ 5000K	123 lm/W
30W	3,521 @ 3500K	110 lm/W
	3,721 @ 4000K	131 lm/W
	3,539 @ 5000K	119 lm/W
40W	4,439 @ 3500K	111 lm/W
	4,766 @ 4000K	127 lm/W
	4,508 @ 5000K	112 lm/W

WATTAGE AND CCT SELECTOR

DEFAULT SETTING: 40W @ 5000K



Easily flip the switch for desired Wattage and CCT.

