

Catalog Number:	Project Name:	Note:	Date:	Type:
-----------------	---------------	-------	-------	-------

DESCRIPTION

Portor's Vaportight series offers an industry-leading performance with deep energy savings and continuous dimming. This fixture is manufactured and designed using a gasketed enclosure to protect against dust, humidity and liquid spray. Suitable for damp and wet location. The compact, slick profile produces uniform and glare free lumen output. Easy installation for both surface-mount and suspended mount.

Perfect application for carports, parking structure lot, hallway and corridor.



CONSTRUCTION

Durable solid frame, lens and clips offer protection against dust, humidity and water spray. Pre-fabricated paint with matte white finished. Slim profile design makes it easy for installation.

ELECTRICAL

Luminaire is built with the highest quality driver that is universal voltage (120-277V), uses highly-efficient LED packages to ensure cool temperatures for long lasting life span.

OPTICAL SYSTEM

Diffuser lens reduces glare and improves overall energy efficiency.

DIMMING

Continuous dimming (0-10V) comes standard. Compatible with dimmers, sensors and controls for deeper energy-savings.

ENERGY SAVINGS

Over 50% energy savings than traditionally fluorescent fixtures, low heat productions requires less maintenance and operation cost.

LISTING

UL Listed, RoHS, DLC Premium Listed, LM70 TM-21 @ 158°F

WARRANTY

5 year Limited Warranty, Rated for 50,000 hours.
See Warranty documentation for details.

	WATTAGE	DELIVERED LUMENS	EFFICACY
4'	45W	6120 @ 4000K	136 lm/W
		6165 @ 5000K	137 lm/W
8'	75W	10200 @ 4000K	137 lm/W
		10275 @ 5000K	137 lm/W

TECHNICAL SPECIFICATION

CCT	4000K, 5000K
CRI	80+
DIMMABLE	0-10V dimming
BEAM ANGLE	110°
VOLTAGE	120V-277V
POWER FREQUENCY	50/60 Hz
POWER FACTOR	>0.9
THD	≤10%
TEMPERATURE RATED	-49°F ~ 113°F
IP RATING	IP65
WARRANTY	5 year limited

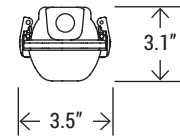
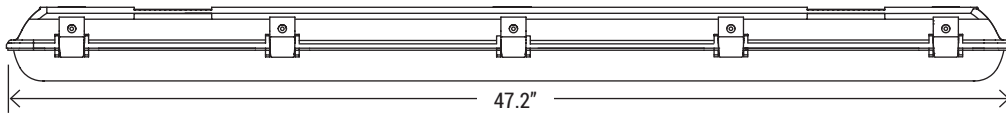


ORDERING SAMPLE: - - - - -

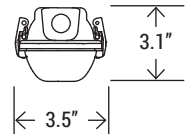
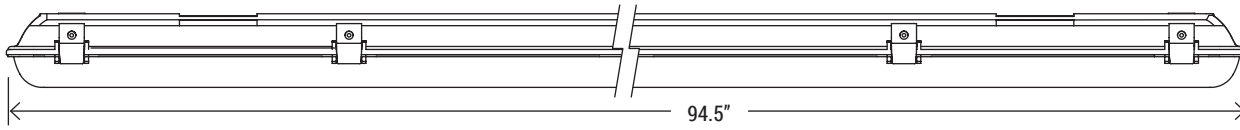
Series	Size	Wattage	CCT	Accessories/Options	
				Mounting	Other
PT-VT1 LED Vaportight Series	4F (4-footer)	45W (for 4-footer)	40K (4000K)	<input type="checkbox"/> Blank (Standard surface mount) <input type="checkbox"/> V-HOOK	A-CBL
	8F (8-footer)	75W (for 8-footer)	50K (5000K)		

Catalog Number:	Project Name:	Note:	Date:	Type:
-----------------	---------------	-------	-------	-------

DIMENSION



4' PT-VT1-45W




8' PT-VT1-75W

MOUNTING OPTION



SM
Surface mount



V-HOOK
Suspended Mount



A-CBL
Aircraft Cable



DLC LISTING

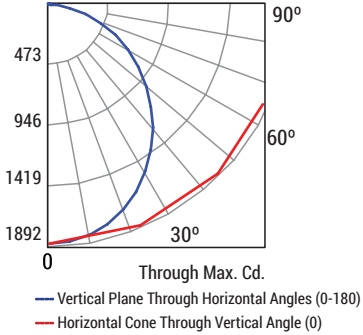
CATALOG NUMBER	WATTAGE	DELIVERED LUMENS	EFFICACY	DLC PRODUCT ID	CLASSIFICATION
PT-VT1-4F-45W-40K	45W	6120	136 lm/W	PLFYTJSFZ2L8	PREMIUM
PT-VT1-4F-45W-50K		6165	137 lm/W	PLZ5EQ368U01	
PT-VT1-8F-75W-40K	75W	10200	137 lm/W	PLDH3XJKDVR	PREMIUM
PT-VT1-8F-75W-50K		10275	137 lm/W	PLKFYAH8GZNI	

Catalog Number:	Project Name:	Note:	Date:	Type:
-----------------	---------------	-------	-------	-------

PHOTOMETRY

PT-VT1-4FT	Wattage: 45W	Delivered lumens: 5799	Efficacy: 131 lm/W	CCT: 4000K	CRI: 80
-------------------	---------------------	-------------------------------	---------------------------	-------------------	----------------

Maximum Candela : 1892



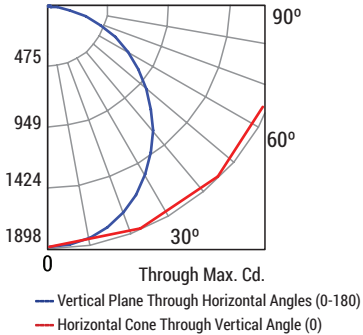
RCR	Coefficients of Utilization											
	20%											
	80%			70%			50%			30%		
0	10%	20%	30%	40%	50%	60%	70%	80%	90%	100%	110%	120%
0	118	118	118	118	115	115	115	115	108	108	108	108
1	106	101	96	92	103	98	94	90	93	89	86	86
2	96	88	80	74	93	85	79	73	77	72	68	68
3	88	77	68	61	85	75	67	60	71	64	59	59
4	80	68	59	52	77	66	58	51	63	56	50	50
5	74	60	51	44	71	59	50	44	56	49	43	43
6	68	54	45	39	66	53	45	38	51	43	38	38
7	63	49	40	34	61	48	40	34	46	39	33	33
8	59	45	36	30	57	44	36	30	42	35	29	29
9	55	41	33	27	53	41	33	27	39	32	27	27
10	51	38	30	25	50	37	30	25	36	29	24	24

CP Summary	0°		90°	
	0°	90°	0°	90°
0°	1892.000	1892.000	1892.000	1892.000
5°	1882.100	1883.400	1883.400	1883.400
15°	1794.700	1815.200	1815.200	1815.200
25°	1631.900	1673.400	1673.400	1673.400
35°	1405.700	1486.900	1486.900	1486.900
45°	1143.500	1271.600	1271.600	1271.600
55°	864.300	1050.100	1050.100	1050.100
65°	576.000	819.300	819.300	819.300
75°	297.700	591.600	591.600	591.600
85°	64.000	384.900	384.900	384.900
90°	14.400	304.200	304.200	304.200

Zonal Lumen Summary			
	Lumens	%Lamp	%Fixture
0° - 20°	686.06	11.80	11.80
0° - 30°	1443.27	24.90	24.90
0° - 40°	2340.30	40.40	40.40
0° - 60°	4101.80	70.70	70.70
0° - 80°	5248.53	90.50	90.50
0° - 90°	5508.31	95.00	95.00

PT-VT1-4FT	Wattage: 45W	Delivered lumens: 5824	Efficacy: 131 lm/W	CCT: 5000K	CRI: 80
-------------------	---------------------	-------------------------------	---------------------------	-------------------	----------------

Maximum Candela : 1898.2



RCR	Coefficients of Utilization											
	20%											
	80%			70%			50%			30%		
0	10%	20%	30%	40%	50%	60%	70%	80%	90%	100%	110%	120%
0	118	118	118	118	115	115	115	115	108	108	108	108
1	106	101	96	92	103	98	94	90	93	89	86	86
2	96	88	80	74	93	85	79	73	81	75	70	70
3	88	77	68	61	85	75	67	60	71	64	59	59
4	80	68	59	52	77	66	58	51	63	56	50	50
5	74	60	51	44	71	59	50	44	56	49	43	43
6	68	54	45	39	66	53	45	38	51	43	38	38
7	63	49	40	34	61	48	40	34	46	39	33	33
8	59	45	36	30	57	44	36	30	42	35	30	30
9	55	41	33	27	53	41	33	27	39	32	27	27
10	51	38	30	25	50	37	30	25	36	29	24	24

CP Summary	0°		90°	
	0°	90°	0°	90°
0°	1898.200	1898.200	1898.200	1898.200
5°	1885.100	1887.500	1887.500	1887.500
15°	1799.600	1816.000	1816.000	1816.000
25°	1636.600	1674.000	1674.000	1674.000
35°	1411.700	1485.600	1485.600	1485.600
45°	1147.700	1268.200	1268.200	1268.200
55°	868.600	1040.900	1040.900	1040.900
65°	581.700	810.800	810.800	810.800
75°	300.800	579.700	579.700	579.700
85°	69.800	374.200	374.200	374.200
90°	18.400	294.300	294.300	294.300

Zonal Lumen Summary			
	Lumens	%Lamp	%Fixture
0° - 20°	688.21	11.80	11.80
0° - 30°	1448.59	24.90	24.90
0° - 40°	2349.84	40.30	40.30
0° - 60°	4120.78	70.80	70.80
0° - 80°	5273.34	90.50	90.50
0° - 90°	5533.85	95.00	95.00