

Catalog Number:	Project Name:	Note:	Date:	Type:
-----------------	---------------	-------	-------	-------

Portor's **Sensor Ready BLP** luminaire, combined with TEELIO's **PT-MS-BT** sensor, offers seamless integration for a fully smart bluetooth lighting system. Effortlessly control fixtures right from your hand. The Sensor Ready BLP luminaire features wattage and CCT selectability, eliminating the need to stock multiple color temperatures.

Ideal use for retail stores, schools, offices, markets and restaurant.



CONSTRUCTION

Cold-rolled steel and extruded aluminum frame, prefabricated paint with matte white finished. Slim profile design. Integrated T-Bar mounting clips built in onto the fixture. Easy installation

ELECTRICAL

Luminaire is built with the highest quality driver that is Universal Voltage (120V-27V), uses long lasting, highly-efficient LED packages.

DRIVER

Driver is fixed on the back of the panel or side to prevent mis-handling during shipment.

OPTICAL SYSTEM

Back-lit optics produces uniform light output, diffuser lens reduces glare and improve overall energy efficiency.

LISTING

UL Listed, DLC Listed



Scan the QR code to download the TEELIO app and unlock the full experience of being in complete control. Start enjoying seamless, intuitive management at your fingertips.



WATTAGE	DELIVERED LUMENS	EFFICACY
30W	3,652	up to 129 lm/W
40W	4,756	
50W	6,026	

Based on actual IES results @ 4000K setting. Actual lumens may vary.

TECHNICAL SPECIFICATION

CCT	3500K/4000K/5000K
CRI	80
DIMMABLE	0-10V dimmable
VOLTAGE	120V-277V, 50/60 Hz
MAX CURRENT (A)	0.42mA
POWER FACTOR	>0.9
THD	≤20%
LIFETIME	L70 > 100,000 hours
WORKING TEMPERATURE	-40°F ~ 122°F
IP RATING	IP 40, Suitable for damp locations
WARRANTY	5 year limited warranty
DLC PRODUCT ID	XXX

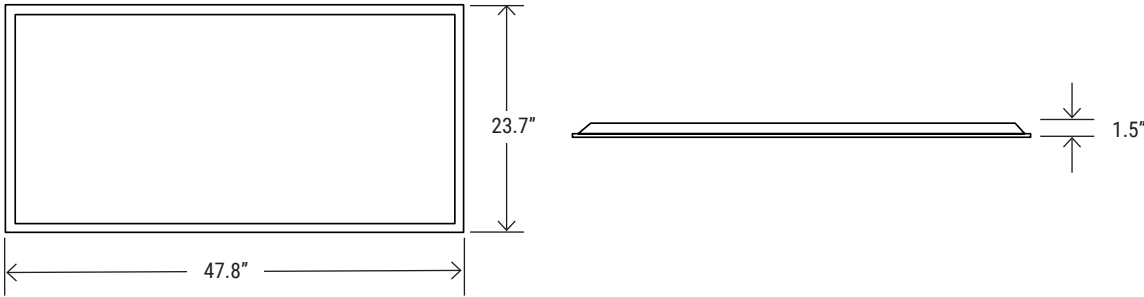


ORDERING SAMPLE: - - - - - - - -

Series	Size	CCT/ Wattage	Capability	Accessories/Options (Sold separately)				
				Sensor	EM Battery	Mounting Kit	Pendant Cable	MC Cable
PT-BLP	24 (2' x 4')	3CP (3500K/4000K/5000K) (30W/40W/50W)	SR (Sensor Ready)	PT-MS-BT	___ blank PT-EMG-8W PT-EMG-15W	___ blank SMK-BLP-24 FK-24	___ blank A-CBL-BLP-224	___ blank JP-BPL MC-5W-SC-6F MC-6W-SC-6F MC-5W-SN-HD3-6F MC-6W-SN-HD3-6F

Catalog Number:	Project Name:	Note:	Date:	Type:
-----------------	---------------	-------	-------	-------

DIMENSION



QTY/CARTON



PIECES

Net Weight: **7.4 lbs**

Gross Weight: **8.8 lbs**

MOTION SENSOR

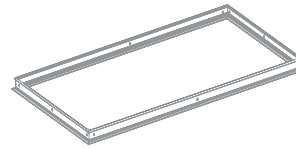


PT-MS-BT
Bluetooth Motion Sensor

SURFACE MOUNT/FLANGE KIT



SMK-BLP-24
Surface mount kit for the 2x4 panel



FK-24
Flange kit for the 2x4 panel

EM BATTERY OPTION



PT-EMG-8W / PT-EMG-15W
Low Voltage EM Battery

PENDANT CABLE



A-CB-BLP-224
5' Aircraft Cable

JUNCTION BOX



JB-BPL
Junction box
(Field installation)

OTHER




MC-5W-SC-6F / MC-6W-SC-6F (Screw-in)
MC-5W-SN-6HD3F / MC-6W-SN-6HD3F (Snap-in)
MC series metal flex whip

PERFORMANCE

WATTAGE	DELIVERED LUMENS	EFFICACY
30W	3,534 @ 3500K	120 lm/W
	3,652 @ 4000K	129 lm/W
	3,569 @ 5000K	121 lm/W
40W	4,466 @ 3500K	115 lm/W
	4,756 @ 4000K	126 lm/W
	4,609 @ 5000K	116 lm/W
50W	5,521 @ 3500K	109 lm/W
	6,026 @ 4000K	121 lm/W
	5,848 @ 5000K	110 lm/W

WATTAGE AND CCT SELECTOR

DEFAULT SETTING: **50W @ 5000K**



Easily flip the switch for desired Wattage and CCT.

