


Catalog Number:	Project Name:	Note:	Date:	Type:
-----------------	---------------	-------	-------	-------

TEELIO Ready

Portor's **Sensor Ready TRO** luminaire, combined with TEELIO's **PT-MS-BT** sensor, offers seamless integration for a fully smart bluetooth lighting system. Effortlessly control fixtures right from your hand. The Sensor Ready TRO luminaire features wattage and CCT selectability, eliminating the need to stock multiple color temperatures.

Ideal use for office spaces, walkways, schools/campuses, shopping centers, hospitality and health care industry.



CONSTRUCTION

Constructed of one-piece ribbed unitized housing and corners that interlock, preventing damage to luminaire. All sides and corners are turned in and hemmed, removing sharp edges for safe handling and installation.

OPTICS

The back-lit Frosted Polystyrene lens ensure uniform light distribution, while the diffuser lens minimizes glare and enhances overall energy efficiency.

ELECTRICAL

Luminaire is built with the highest quality driver that is Universal Voltage (120V-27V). Long life, high-efficacy, micro-power LEDs. Continuous dimming (0-10V) comes standard.

MOUNTING

Recessed ceiling mount ready. Surface mount with optional accessories.

CONTROLS

Options available for occupancy sensors with daylight harvesting function, TEELIO Bluetooth lighting controls.

LISTING

UL Listed, DLC Listed, IC rated

LIFESPAN

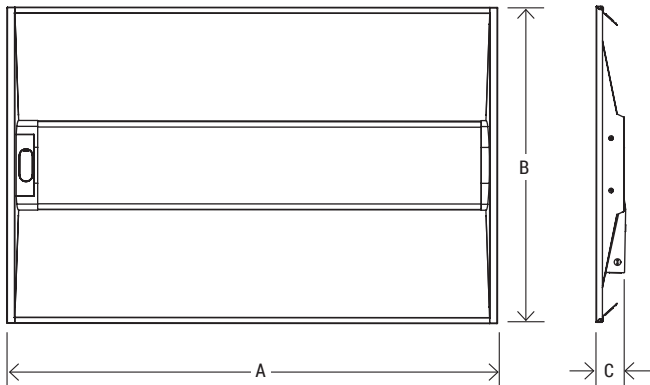
L70 > 100,000 hours

TECHNICAL SPECIFICATION

CCT	3500K/4000K/5000K
CRI	80+
DIMMING	1-10V dimming
VOLTAGE	120V-277V, 50/60 Hz
BEAM ANGLE	120°
CURRENT	0.9 - 0.33A
POWER FACTOR	>0.9
THD	≤20%
WORKING TEMPERATURE	-4°F ~ 122°F
IP RATING	IP40, For damp location
WARRANTY	5 year limited (Standard)





DIMENSION





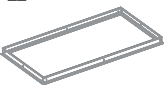



CATALOG NO.	PT-TRO-24-3CP-SR	PT-TRO-22-3CP-SR	PT-TRO-14-3CP-SR
A	47.8"	23.7"	47.8"
B	23.7"	23.7"	11.75"
C	2.76"	2.76"	2.76"
Net Weight	8.23 lbs	5.3 lbs	6.1 lbs
Gross Weight	10.34 lbs	6.4 lbs	7.28 lbs

Catalog Number:	Project Name:	Note:	Date:	Type:
-----------------	---------------	-------	-------	-------

ORDERING SAMPLE: **PT-TRO2-24-3CP-SR-PT-BTC-6-PT-BTN-PT-EMG-8-MC-5W-SC-6F**

PT-TR02	-		-	3CP	-	SR	-		-	
Fixture				Controls/Sensors ³			Add-On ³			
Series	Size	CCT/Wattage	Compatibility	TEELIO ¹			EM Battery			
PT-TRO	14 (1' X 4')	3CP (25W/30W/35W) (35K/40K/50K)	SR (Sensor Ready)	__ Blank 			__ Blank 			
	22 (2' X 2')	3CP (25W/30W/35W) (35K/40K/50K)		PT-MS-BT Bluetooth 4pin Sensor			PT-EMG-8W 8W AC EM Battery Pack			
	24 (2' X 4')	3CP (34W/38W/45W) (35K/40K/50K)		PT-EMG-15W 15W AC EM Battery Pack						

	-		-		-	
Mounting ³		Fixture Add-on ³			Other Option ³	
Surface Mount Kit		Transformer ²	Junction Box	Whips	Warranty	
_ Blank  SMK-UNI-14 1'x4' Surface Mount Kit SMK-UNI-22 2'x2' Surface Mount Kit SMK-UNI-24 2'x4' Surface Mount Kit		_ Blank  PT-SDT-325 325 VA Step down Transformer	_ Blank  JB-BLP Extension Junction Box for 2x2 and 2x4 panel	_ Blank  MC-5W-SC-6F 6ft 5-wire MC Whip with Screw-in Connector MC-6W-SC-6F 6ft 6-wire MC Whip with Screw-in Connector MC-5W-SN-HD-6F 6ft 5-wire MC Whip with Snap-in Head Connector MC-6W-SN-HD-6F 6ft 6-wire MC Whip with Snap-in Head Connector	_ Blank (5 year standard) 7YR 7-year Limited Warranty 10YR 10-year Limited Warranty	
Pendant Mounting Kit _ Blank  FK-14 1'x4' Flange Kit FK-22 2'x2' Flange Kit FK-24 2'x4' Flange Kit						
Aircraft Cable _ Blank  A-CBL-BLP-14 5' Aircraft Cable for 1x4 A-CBL-BLP-224 5' Aircraft Cable for 1x4, 2x2, 2x4						

¹ DOWNLOAD THE **TEELIO** APP



² TRANSFORMER


PT-SDT-325 is a step-down auto-transformer designed to convert high voltage, low current power into low voltage, high current power. It has a maximum power rating of 325VA, which makes it suitable for use in a variety of applications, such as electrical power transmission, distribution, and electronic devices.


³ SOLD SEPARATELY


Catalog Number:	Project Name:	Note:	Date:	Type:
-----------------	---------------	-------	-------	-------

LUMEN PACKAGES

(Delivered lumens are based on the actual IES results)

CATALOG NUMBER	WATTAGE	CCT	DELIVERED LUMENS	EFFICACY (LM/W)	DLC ID
 PT-TRO-14-3CP-SR	25W	3500K	3,378	135	S-6B21SL
		4000K	3,511	145	
		5000K	3,475	138	
	30W	3500K	3,973	131	
		4000K	4,150	143	
		5000K	4,086	135	
	35W	3500K	4,543	128	
		4000K	4,753	140	
		5000K	4,654	131	

CATALOG NUMBER	WATTAGE	CCT	DELIVERED LUMENS	EFFICACY (LM/W)	DLC ID
 PT-TRO-22-3CP-SR	25W	3500K	3,382	133	S-M36310
		4000K	3,563	145	
		5000K	3,442	135	
	30W	3500K	3,925	128	
		4000K	4,169	141	
		5000K	3,991	131	
	35W	3500K	4,336	125	
		4000K	4,628	139	
		5000K	4,393	127	

CATALOG NUMBER	WATTAGE	CCT	DELIVERED LUMENS	EFFICACY (LM/W)	DLC ID
 PT-TRO-24-3CP-SR	34W	3500K	4,469	136	S-CFS0CQ
		4000K	4,675	146	
		5000K	4,615	140	
	38W	3500K	4,998	134	
		4000K	5,208	145	
		5000K	5,115	137	
	45W	3500K	5,826	131	
		4000K	6,189	144	
		5000K	5,940	133	



WHAT'S IN THE BOX?

- Fixture
- Installation sheet

QTY/CARTON

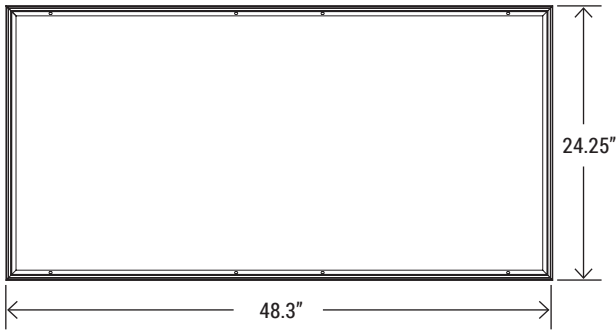
2
PIECES

Catalog Number:	Project Name:	Note:	Date:	Type:
-----------------	---------------	-------	-------	-------

DESCRIPTION

- Made of 22 ga cold rolled steel
- Painted in white after fabrication
- Easily convert recessed troffer/panel to surface mount
- Available in 2'x4', 1'x4', 2'x2'

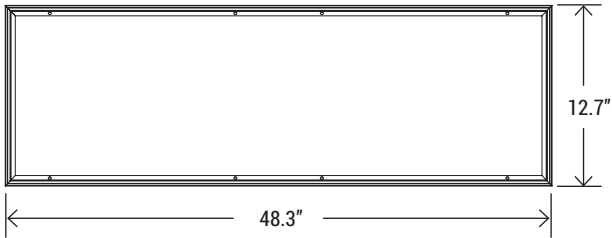
2' X 4'



SMK-UNI-24

2' x 4' Surface Mount Kit for Troffer/Flat Panel

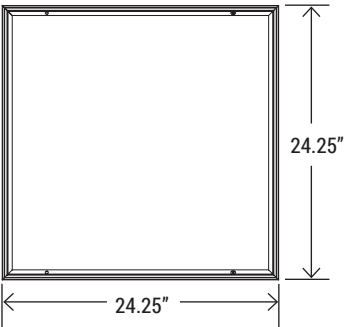
1' X 4'



SMK-UNI-14

1' x 4' Surface Mount Kit for Troffer/Flat Panel

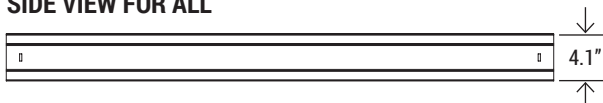
2' X 2'



SMK-UNI-22

2' x 2' Surface Mount Kit for Troffer/Flat Panel

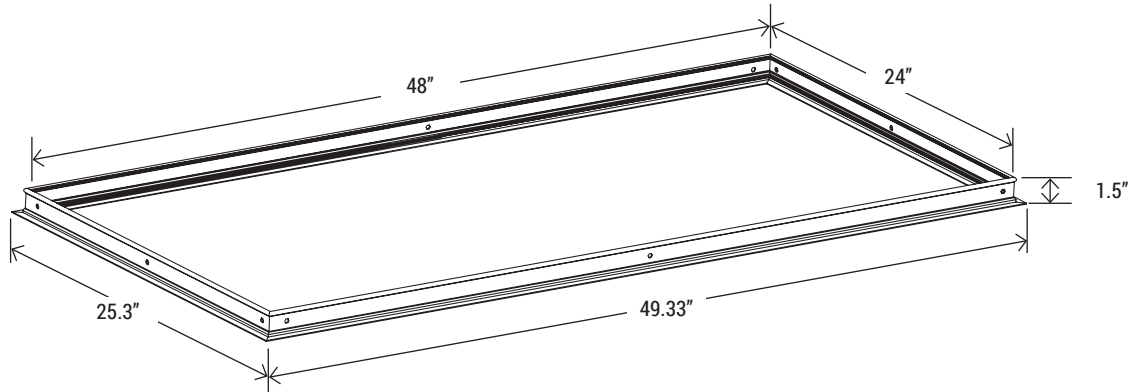
SIDE VIEW FOR ALL



Catalog Number:	Project Name:	Note:	Date:	Type:
-----------------	---------------	-------	-------	-------

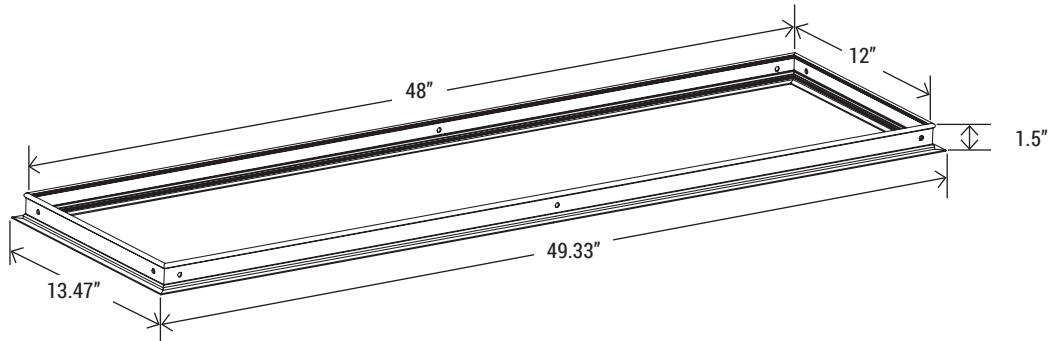
FK-24

2' x 4' Flange Kit



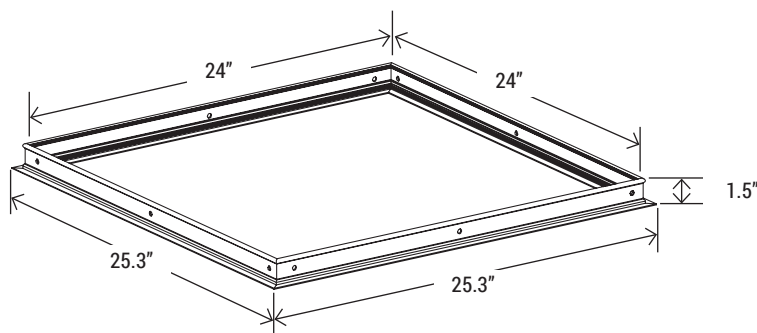
FK-14

1' x 4' Flange Kit



FK-22

2' x 2' Flange Kit



Catalog Number:

Project Name:


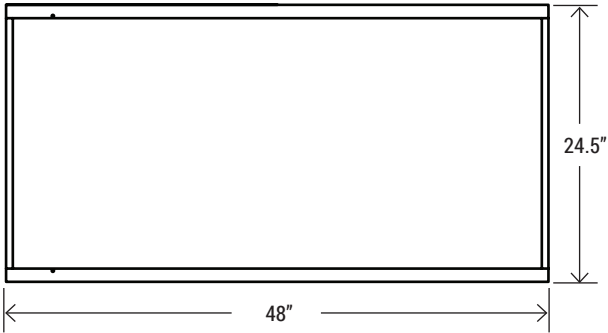
Note:

Date:

Type:

LIMITED STOCK

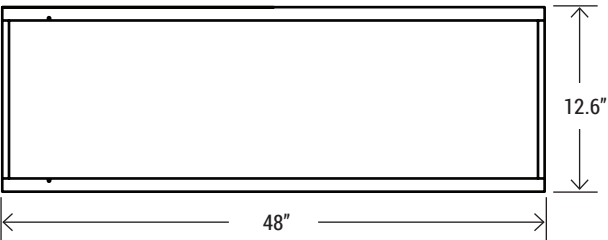
2' X 4'



SMK-TRO-24

2' x 4' Surface Mount Kit for Flat Panel


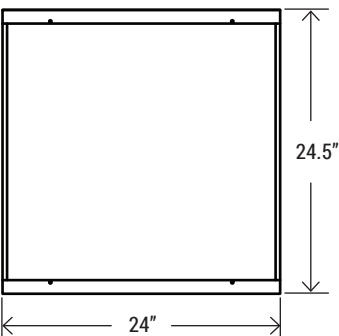
1' X 4'



SMK-TRO-14

1' x 4' Surface Mount Kit for Flat Panel

2' X 2'



SMK-TRO-22

2' x 2' Surface Mount Kit for Flat Panel

SIDE VIEW FOR ALL

