

Catalog Number:	Project Name:	Note:	Date:	Type:
-----------------	---------------	-------	-------	-------

DESCRIPTION

Portor's BLP3 series produce industry-leading performance with deep energy savings and continuous dimming. The compact, slick profile produces uniform and glare free lumen output.

Perfect application for retail stores, schools, offices, markets and restaurant.



CONSTRUCTION

Durable solid frame, prefabricated paint with matte white finished. Slim profile design. Integrated T-Bar mounting clips built in onto the fixture. Easy installation.

ELECTRICAL

Luminaire is built with the highest quality driver that is Universal Voltage (120V-27V), uses long lasting, highly-efficient LED packages.

DRIVER

Driver is fixed on the back of the panel or side to prevent mis-handling during shipment.

OPTICAL SYSTEM

Back-lit optics produces uniform light output, diffuser lens reduces glare and improve overall energy efficiency.

DIMMING

Continuous dimming (0-10V) comes standard.

ENERGY SAVINGS

Over 50% energy savings than traditionally fluorescent fixtures, low heat productions requires less maintenance and operation cost.

LISTING

ETL Listed, FCC, RoHS, DLC Listed

WARRANTY

5 Years Limited Warranty, Rated for 50,000 hours

WATTAGE	DELIVERED LUMENS	EFFICACY
25W	2975	119 lm/W
30W	3480	116 lm/W
40W	4480	110 lm/W

Based on 3500K, 80 CRI. Actual lumens may vary.

TECHNICAL SPECIFICATION

CCT	3500K/4000K/5000K
CRI	80+
DIMMABLE	0-10V dimming
VOLTAGE	120V-277V
POWER FREQUENCY	50/60 Hz
POWER FACTOR	>0.9
THD	≤20%
DRIVER EFFICIENCY	>85%
RATING	Suitable for damp locations
WARRANTY	5 year limited



ORDERING SAMPLE: - -

-

Series	Size	CCT/Wattage	Accessories/Options	
PT-BLP3 LED Back-Lit Flat Panel with CCT and Wattage Selector Series	14 - (1' x 4')	3CP (CCT: 3500K/4000K/5000K) (Wattage: 25W/30W/40W)	EM Battery	Other
			___ Blank PT-EMG-8W PT-EMG-15W	___ Blank SMK-BLP1-14

Catalog Number:	Project Name:	Note:	Date:	Type:
-----------------	---------------	-------	-------	-------

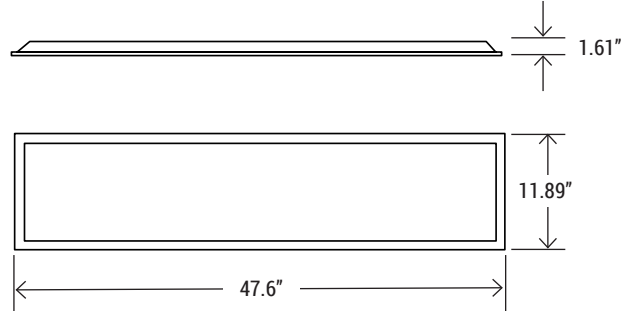


Front



Back

DIMENSION



Maintenance-free optical module sealed for life; no internal cleaning required.

EM BATTERY OPTION



PT-EMG-8W / PT-EMG-15W
Low Voltage EM Battery

OTHER



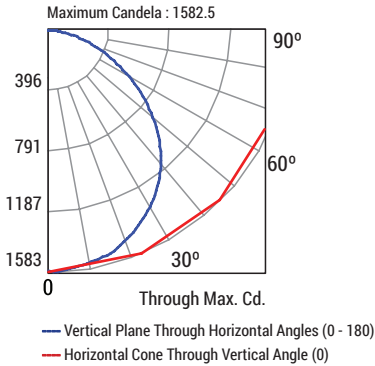
SMK-BLP1-14
Surface mount kit for the 2x4 panel



CATALOG NUMBER	WATTAGE	DELIVERED LUMENS	EFFICACY	DLC PRODUCT ID	CLASSIFICATION
PT-BLP3-14-3CP	25W	2975	110 lm/W	P0023ZR8	STANDARD
	30W	3480			
	40W	4480			

Catalog Number:	Project Name:	Note:	Date:	Type:
-----------------	---------------	-------	-------	-------

PT-BLP3-14-3CP	Wattage: 40W	Delivered lumens: 4564	Efficacy: 109 lm/W	CCT: 3500K	CRI: 80
-----------------------	---------------------	-------------------------------	---------------------------	-------------------	----------------

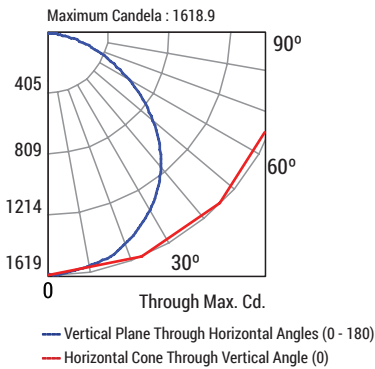


R/Cr	Coefficients of Utilization											
	p/c	20%										
		80%				70%				50%		
p/c	70%	50%	30%	10%	70%	50%	30%	10%	50%	30%	10%	
0	119	119	119	119	116	116	116	116	111	111	111	
1	109	104	100	96	106	102	98	94	97	94	91	
2	99	90	84	78	96	88	82	77	85	80	75	
3	90	79	71	64	87	78	70	64	75	68	63	
4	82	70	61	54	80	69	61	54	66	59	53	
5	76	63	54	47	73	61	53	47	59	52	46	
6	70	56	47	41	68	55	47	41	53	46	40	
7	65	51	42	36	63	50	42	36	49	41	36	
8	60	46	38	32	59	46	38	32	44	37	32	
9	56	43	34	29	55	42	34	29	41	34	29	
10	53	39	31	26	51	39	31	26	38	31	26	

CP Summary		
	0°	90°
0°	1582.5	1582.5
5°	1577.1	1579.8
15°	1526.8	1528.8
25°	1427.9	1426.0
35°	1279.3	1277.1
45°	1086.3	1081.6
55°	855.3	845.6
65°	594.6	584.6
75°	318.9	313.8
85°	77.8	83.2
90°	0.0	0.0

Zonal Lumen Summary			
	Lumens	%Lamp	%Fixture
0° - 20°	579.64	12.70	12.70
0° - 30°	1232.94	27.00	27.00
0° - 40°	2023.71	44.30	44.30
0° - 60°	3591.38	78.70	78.70
0° - 80°	4475.46	98.10	98.10
0° - 90°	4560.98	99.90	99.90

PT-BLP3-14-3CP	Wattage: 40W	Delivered lumens: 4566	Efficacy: 113 lm/W	CCT: 5000K	CRI: 80
-----------------------	---------------------	-------------------------------	---------------------------	-------------------	----------------



R/Cr	Coefficients of Utilization											
	p/c	20%										
		80%				70%				50%		
p/c	70%	50%	30%	10%	70%	50%	30%	10%	50%	30%	10%	
0	119	119	119	119	116	116	116	116	111	111	111	
1	109	104	100	96	106	102	98	94	97	94	91	
2	99	90	84	78	96	88	82	77	85	80	75	
3	90	79	71	64	87	78	70	64	75	68	63	
4	82	70	61	55	80	69	61	54	66	59	53	
5	76	63	54	47	73	61	53	46	59	52	46	
6	70	56	47	41	68	55	47	41	53	46	40	
7	65	51	42	36	63	50	42	36	49	41	36	
8	60	47	38	32	59	46	38	32	44	37	32	
9	56	43	34	29	55	42	34	29	41	34	29	
10	53	39	31	26	51	39	31	26	38	31	26	

CP Summary		
	0°	90°
0°	1618.8	1618.8
5°	1613.2	1614.3
15°	1560.5	1563.6
25°	1457.5	1455.8
35°	1307.4	1304.4
45°	1108.5	1106.1
55°	872.0	867.1
65°	604.6	599.8
75°	322.8	321.1
85°	77.6	86.8
90°	0.0	5.8

Zonal Lumen Summary			
	Lumens	%Lamp	%Fixture
0° - 20°	592.62	12.70	12.70
0° - 30°	1260.46	27.00	27.00
0° - 40°	2068.76	44.30	44.30
0° - 60°	3671.49	78.70	78.70
0° - 80°	4575.13	98.00	98.00
0° - 90°	4662.85	99.90	99.90