

Catalog Number:	Project Name:	Note:	Date:	Type:
-----------------	---------------	-------	-------	-------

DESCRIPTION

Portor's TRO is field-adjustable, and can be programmed with a CCT of 3500K, 4000K, or 5000K, eliminating the need to stock multiple color temperatures.

Ideal use for office spaces, walkways, schools/campuses, shopping centers, hospitality and health care industry.



CONSTRUCTION

Constructed of one-piece ribbed unitized housing and corners that interlock, preventing damage to luminaire. All sides and corners are turned in and hemmed, removing sharp edges for safe handling and installation.

ELECTRICAL

Luminaire is built with the highest quality 120-277VAC drivers.

OPTICAL SYSTEM

Designed to reduce glare and improve light distribution through precision formed lens optics.

DIMMING

0-10V dimmable standard

LISTING

UL Listed, DLC Premium Listed

WATTAGE	DELIVERED LUMENS	EFFICACY
30W	3985 @ 3500K	125 lm/W
	3987 @ 4000K	126 lm/W
	3991 @ 5000K	127 lm/W

Based on 30W @ 3500K/4000K/5000K setting. Actual lumens may vary.

TECHNICAL SPECIFICATION

WATTAGE	25W/30W/35W
CCT	3500K/4000K/5000K
CRI	82
DIMMABLE	0-10V dimming
BEAM ANGLE	120°
VOLTAGE	120V-277V
POWER FREQUENCY	50/60 Hz
POWER FACTOR	>0.9
THD	≤10%
WORKING TEMPERATURE	-40°F ~ 122°F
STORAGE TEMPERATURE	-40°F ~ 158°F
IP RATING	IP44, Suitable for damp locations
WARRANTY	5 year limited


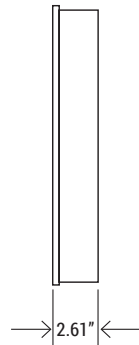
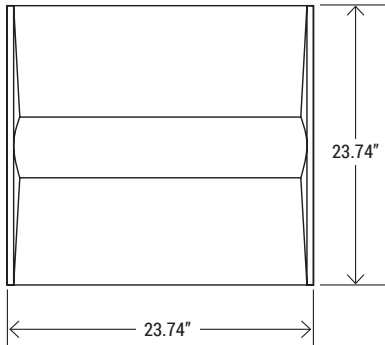


ORDERING SAMPLE: - - - -

Series	Size	CCT/ Wattage	Accessories/Options	
PT-TRO LED Troffer	22 (2' x 2')	3CP (3500K/4000K/5000K) (25W/30W/35W)	Sensor	EM Battery
			MS or blank	EM or blank

Catalog Number:	Project Name:	Note:	Date:	Type:
-----------------	---------------	-------	-------	-------

DIMENSION



MOTION SENSOR




MS
Motion Sensor

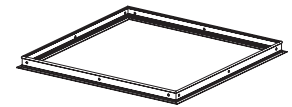
OPTIONS



EM
LED Emergency Driver



SMK-TRO-22
2'x2' Troffer Surface Mount Kit



FK-22
2'x2' Flange Kit



DLC LISTING

CATALOG NUMBER	WATTAGE	DELIVERED LUMENS	EFFICACY	DLC PRODUCT ID	CLASSIFICATION
PT-TRO-22-3CP	30W	3985 @ 3500K	125 lm/W	PLFZUSDTK5BJ	PREMIUM
		3987 @ 4000K	126 lm/W	PLVQJFE6ZERZ	
		3991 @ 5000K	127 lm/W	PLVTCYZEEHXC	

Based on 30W @ 3500K/5000K setting. Actual lumens may vary.

Catalog Number:	Project Name:	Note:	Date:	Type:
-----------------	---------------	-------	-------	-------

MOTION SENSORS



PT-BTN
Bluetooth Node



PT-A-EMS-MW
Microwave Eco Sensor



PT-MS-21-BT-JB
Bluetooth Dual Tech Ceiling Sensor


CONTROLLERS




PT-BT-6
Bluetooth Fixture Sensor



PT-BTC-EM
Bluetooth EM Controller



PT-RTC-D-BT
Bluetooth Real Time Clock/
Energy Monitoring USB-A
Dongle



PT-GTB-D-BT
Bluetooth Gateway Bridge
USB-A Dongle



WALL SWITCHES



PT-5WS-BT-B
Battery 5 Button Wall Switch



PT-3WS-BT-B
Battery 3 Button Wall Switch



PT-3WS-BT-A
AC 3 Button Wall Switch



PT-1WS-MS-BT-A
PIR Sensor Wall Switch