

Catalog Number:	Project Name:	Note:	Date:	Type:
-----------------	---------------	-------	-------	-------

Portor's new Linear High Bay Lighting with Twin Lens – the smart choice for efficient illumination without compromise. Designed to provide exceptional performance at a cost-effective value, these high bays deliver bright and even lighting for your industrial and commercial spaces. Illuminate your workspace with energy-saving brilliance, meeting your lighting needs while being budget-conscious.

Ideal use for commercial and industrial application such as large warehouse, parking/storage garage, gymnasium and retail stores with high ceiling.



CONSTRUCTION

Galvanized cold-rolled steel housing. Post painted with an environment-friendly white powder coated finish.

ELECTRICAL

Luminaire is built with high efficacy LED package 120V-277V universal drivers.

OPTICAL SYSTEM

High performance light output perfect for high ceiling. PC matte lens designed to reduce glare and improve light distribution through precision lens optics.

ENERGY SAVINGS

Over 50% energy savings compare to fluorescent fixtures. Low heat production from LED technology will require overall less maintenance and operating cost.

MOUNTING

Comes standard with V-Hooks.

CONTROLS

Option available for dimmers and occupancy sensors (consult factory) to maximize energy savings.

LISTING

UL Listed, DLC Premium Listed, RoHS



	WATTAGE	DELIVERED LUMENS	EFFICACY
2'	170W	26,702	up to 157 lm/W
3'	255W	39,659	up to 155 lm/W
4'	400W	61,842	up to 154 lm/W

Based on IES results with higher wattage @4500K.

TECHNICAL SPECIFICATION

CCT	4000K/4500K/5000K
CRI	82
DIMMABLE	0-10V dimmable
VOLTAGE	120V-277V, 50/60 Hz
POWER FACTOR	0.9
THD	10%
WORKING TEMPERATURE	-40°F ~ 122°F
IP RATING	Suitable for damp locations
LIFESPAN	100,000-hour L70 lumen maintenance and L90 to meet DLC 5.1 Premium
WARRANTY	5 year limited

ORDERING SAMPLE:

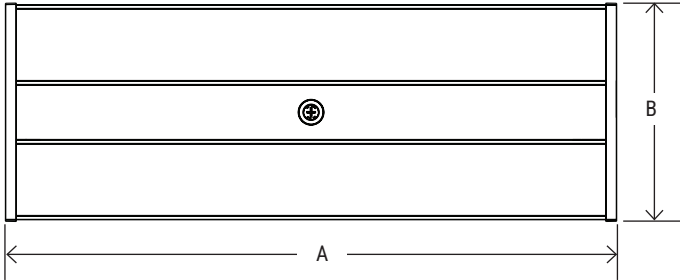
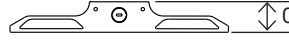
- - - - -

Series	Size	CCT/Wattage	Voltage	Finish
PT-LHTL Linear High Bay Twin Lens	LW (2')	3CP (40K/45K/50K) (130W/155W/170W)	Blank (120-277V)	White
	MW (3')	3CP (40K/45K/50K) (170W/210W/255W)		
	HW (4')	3CP (40K/45K/50K) (225W/310W/400W)		

Accessories/Options (Sold separately)
Sensor
Blank (No option) PT-UNI-SP-PR PT-UNI-SP-MW MSH-RC2

Catalog Number:	Project Name:	Note:	Date:	Type:
-----------------	---------------	-------	-------	-------

DIMENSION



Model No.	A LENGTH	B WIDTH	C HEIGHT
PT-LHTL-LW-3CP	23.74"	12.64"	1.7"
PT-LHTL-MW-3CP	35.35"		
PT-LHTL-HW-3CP	47.36"		

QTY/CARTON



PIECE

SENSOR OPTION



PT-UNI2-SP-PR
PT-UNI2-SP-MW
12VDC Sensor




MSH-RC2 (Required)
Remote Control Unit



ADP-35-SP
Audiojack - 3 Pin Adapter

MOUNTING STANDARD



V-HOOK
V-hooks comes standard

2' PT-LHTL-LW-3CP

WATTAGE	DELIVERED LUMENS	EFFICACY
130W	19,662 @ 4000K	151 lm/W
	21,361 @ 4500K	154 lm/W
	20,148 @ 5000K	154 lm/W
155W	22,575 @ 4000K	145 lm/W
	25,002 @ 4500K	161 lm/W
	23,006 @ 5000K	148 lm/W
170W	24,274 @ 4000K	142 lm/W
	26,702 @ 4500K	157 lm/W
	25,002 @ 5000K	147 lm/W



S-RJ60WC

3' PT-LHTL-MW-3CP

WATTAGE	DELIVERED LUMENS	EFFICACY
170W	25,959 @ 4000K	152 lm/W
	26,702 @ 4500K	157 lm/W
	26,319 @ 5000K	154 lm/W
210W	31,006 @ 4000K	147 lm/W
	34,251 @ 4500K	163 lm/W
	31,727 @ 5000K	151 lm/W
255W	36,054 @ 4000K	141 lm/W
	39,659 @ 4500K	155 lm/W
	36,975 @ 5000K	145 lm/W



S-W0WRH6

4' PT-LHTL-HW-3CP

WATTAGE	DELIVERED LUMENS	EFFICACY
225W	37,328 @ 4000K	146 lm/W
	41,228 @ 4500K	161 lm/W
	37,825 @ 5000K	148 lm/W
310W	44,013 @ 4000K	141 lm/W
	49,028 @ 4500K	158 lm/W
	45,128 @ 5000K	145 lm/W
400W	55,713 @ 4000K	139 lm/W
	61,842 @ 4500K	154 lm/W
	56,827 @ 5000K	142 lm/W



S-RT80WW

Catalog Number:	Project Name:	Note:	Date:	Type:
-----------------	---------------	-------	-------	-------

MOTION SENSORS



PT-MS-35-BT
Bluetooth Audiojack Sensor
*ADP-35-SP Required



PT-BTN
Bluetooth Node



PT-A-EMS-MW
Microwave Eco Sensor



PT-MS-21-BT-JB
Bluetooth Dual Tech Ceiling Sensor

CONTROLLERS



PT-BT-6
Bluetooth Fixture Sensor



PT-BTC-EM
Bluetooth EM Controller



PT-RTC-D-BT
Bluetooth Real Time Clock/
Energy Monitoring USB-A
Dongle



PT-GTB-D-BT
Bluetooth Gateway Bridge
USB-A Dongle



WALL SWITCHES



PT-5WS-BT-B
Battery 5 Button Wall Switch



PT-3WS-BT-B
Battery 3 Button Wall Switch



PT-3WS-BT-A
AC 3 Button Wall Switch



PT-1WS-MS-BT-A
PIR Sensor Wall Switch