

Catalog Number:	Project Name:	Note:	Date:	Type:
-----------------	---------------	-------	-------	-------


**BAFFLE FINISH**

Portor's can-less recessed downlight with remote junction box, makes installation quick and easy. No recessed housing or junction box required. Available in 6" and featuring color selectable technology that lets the user choose between 2700K, 3000K, 3500K, 4000K, or 5000K.

Ideal use for residential housings, high-rise condominiums, the healthcare industry, universities/campuses, shopping centers and hospitality.



**CCT SELECTOR**



Easily flip the switch for desired CCT. It's that simple!

NOMINAL WATTAGE	DELIVERED LUMENS	EFFICACY
15W	1151 LM @ 2700K	up to 88 lm/W
	1254 LM @ 3000K	
	1331 LM @ 3500K	
	1326 LM @ 4000K	
	1198 LM @ 5000K	

*Actual lumens may vary.*

**CONSTRUCTION**

PC driver housing and aluminum baffle trim with architectural white finish. Standard gasket included to ensure proper seal.

**ELECTRICAL**

Luminaire is built with the highest quality 120V drivers, ensuring energy efficiency.

**ENERGY SAVINGS**

80% more energy savings than traditional lamps. Low heat production requires less air-conditioning requirements, further increasing energy cost savings.

**DIMMING**

Triac dimmable. Compatible with most major brands of dimmers.

**LISTING**

ETL Listed, FCC, RoHS, CE & Energy Star Listed

**TECHNICAL SPECIFICATION**

VOLTAGE	120V
POWER FREQUENCY	60 Hz
CRI	90
CCT	2700K   3000K   3500K   4000K   5000K
BEAM ANGLE	100°
IP RATING	Suitable for wet locations
DIMMABLE	Triac dimming
POWER FACTOR	>0.9
OPERATING TEMP.	-4°F ~ 113°F (-20°C ~ 45°C)
WARRANTY	5 year limited



**ORDERING SAMPLE: PT-DLR-C-6I-15W-5CCT**

Series	Aperture	Wattage	CCT (Selectable)	Finished	*Options/Accessories				
<b>PT-DLR-C</b> Can-less Downlight with Remote J-Box	<b>6I</b> (6")	<b>15W</b>	<b>5CCT</b> (2700K / 3000K / 3500K / 4000K / 5000K)	<b>White</b> (Standard)	<table border="1"> <tr> <td>EM Battery</td> <td>Mounting</td> </tr> <tr> <td><b>Blank (no EM)</b> PT-EMG-25W</td> <td><b>Blank (no option)</b> UNI-DLS RP-DLS-4I</td> </tr> </table>	EM Battery	Mounting	<b>Blank (no EM)</b> PT-EMG-25W	<b>Blank (no option)</b> UNI-DLS RP-DLS-4I
EM Battery	Mounting								
<b>Blank (no EM)</b> PT-EMG-25W	<b>Blank (no option)</b> UNI-DLS RP-DLS-4I								

Catalog Number:	Project Name:	Note:	Date:	Type:
-----------------	---------------	-------	-------	-------

**Direct Mounting**

NO RECESSED HOUSING NEEDED

• For Retrofit or New Construction Installation •

These spring-action clips push up easily and fit securely for both retrofit and new construction installations.



2700K | 3000K | 3500K | 4000K | 5000K

QTY/CARTON

**24**

PIECES

**MOUNTING OPTIONS**



**UNI-DLS**  
4 5/8" Universal Housing  
for New Construction

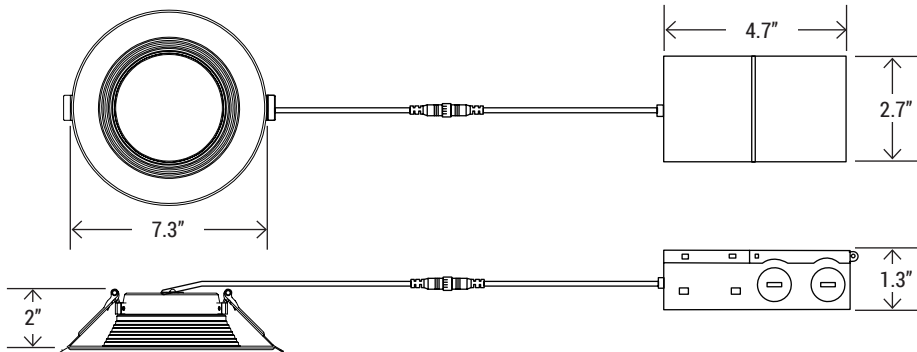


**RP-DLS-6I**  
6" Rough plate

Sealing gasket standard

Change color temperature with the simple flip of a switch

**DIMENSION**

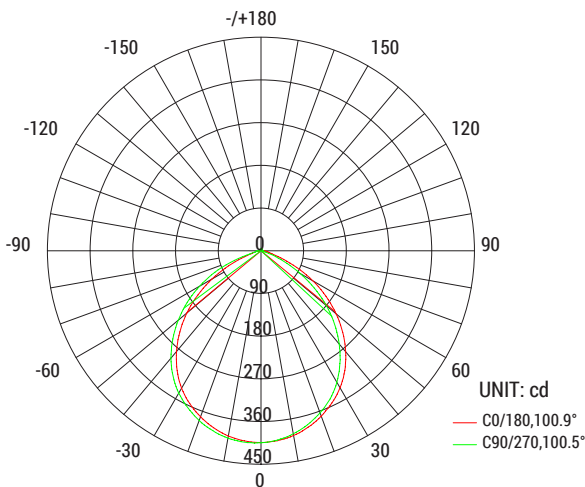


**EM OPTION**



**PT-EMG-25W**  
Universal Voltage  
LED Emergency Back-up Driver

**PHOTOMETRY** For complete IES files, please visit our website.



Average Beam Angle (50%): 100.7

**COMPATIBLE DIMMERS**

LUTRON	LEVITON
<ul style="list-style-type: none"> <li>• TG-600PR-WH</li> <li>• S-600PR-WH</li> <li>• CTCL-153PDH-WH</li> <li>• SCL-153PH-WH</li> <li>• GT-600P</li> <li>• DVCL-153P</li> <li>• TGCL-153PH-LA</li> <li>• SLV-600P-AL</li> <li>• DV-600PR-WH</li> <li>• RNL06</li> <li>• MSCL-OP153M</li> <li>• IPL06</li> <li>• MACL-153M//MA-R</li> </ul>	<ul style="list-style-type: none"> <li>• 6672</li> <li>• 6674</li> <li>• DSL06</li> <li>• PD-6WCL</li> </ul>