

Catalog Number:	Project Name:	Note:	Date:	Type:
-----------------	---------------	-------	-------	-------

Upgrades existing fluorescent troffers or louvers to LED with our reliable LED troffer retrofit kit fully assembled within the frame. Together with Portor's **Sensor Ready TRO** luminaire, combined with TEELIO's PT-MS-BT sensor, offers seamless integration for a fully smart bluetooth lighting system. Effortlessly control fixtures right from your hand. The Sensor Ready TRO luminaire features wattage and CCT selectability, eliminating the need to stock multiple color temperatures.

Ideal use for office spaces, walkways, schools/campuses, shopping centers, hospitality and health care industry.



### CONSTRUCTION

Constructed of one-piece ribbed unitized housing and corners that interlock, preventing damage to luminaire. All sides and corners are turned in and hemmed, removing sharp edges for safe handling and installation.

### ELECTRICAL

Luminaire is built with the highest quality 120-277VAC drivers.

### OPTICAL SYSTEM

Designed to reduce glare and improve light distribution through precision formed lens optics.

### CONTROLS

Sensor ready fixture (consult factory) to maximize energy savings.

### LISTING

UL Listed, DLC Premium Listed, RoHS



Scan the QR code to download the TEELIO app and unlock the full experience of being in complete control. Start enjoying seamless, intuitive management at your fingertips.



WATTAGE	DELIVERED LUMENS	EFFICACY
34W	4,832	up to 148 lm/W
38W	5,348	
45W	6,199	

*Based on actual IES results @ 4000K setting. Actual lumens may vary.*

### TECHNICAL SPECIFICATION

CCT	3500K/4000K/5000K
CRI	80
DIMMABLE	0-10V dimmable
BEAM ANGLE	120°
VOLTAGE	120V-277V, 50/60 Hz
MAX. CURRENT (A)	0.38mA
POWER FACTOR	>0.9
THD	≤20%
LIFETIME	L70 > 100,000 hours
WORKING TEMPERATURE	-40°F ~ 122°F
IP RATING	Suitable for damp locations
WARRANTY	5 year limited warranty
DLC PRODUCT ID	S-FRQ7M5

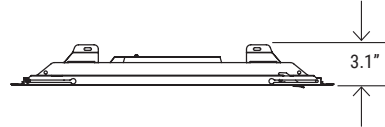
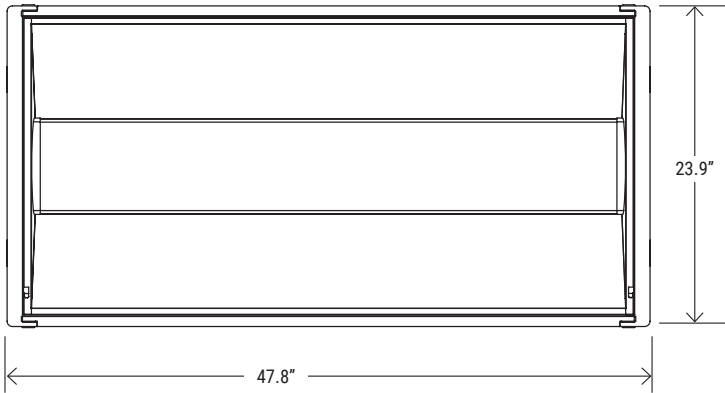


ORDERING SAMPLE:  -  -  -  -  -  -  -  -  -

Series	Size	CCT/ Wattage	Style	Capability	Accessories/Options (Sold separately)			
PT-TRO	22 (2' x 4')	3CP (3500K/4000K/5000K) (34W/38W/45W)	RTK (Retrofit Kit)	SR (Sensor Ready)	Sensor PT-MS-BT	EM Battery ____ blank PT-EM1-15W	Mounting Kit SMK-TRO-24 FK-24	MC Cable MC-5W-SC-6F MC-6W-SC-6F

Catalog Number:	Project Name:	Note:	Date:	Type:
-----------------	---------------	-------	-------	-------

## DIMENSION



QTY/CARTON

**2**

PIECE

Net Weight: **8.2 lbs**

Gross Weight: **10.3 lbs**

## MOTION SENSOR



PT-MS-BT  
Bluetooth  
Motion Sensor

## EM OPTION



PT-EM1-15W  
LED Emergency Driver

## MOUNTING KIT



SMK-TRO-24  
2'x4' Troffer Surface Mount Kit



FK-24  
2'x4' Flange Kit

## MC CABLES




MC-5W-SC-6F  
MC-6W-SC-6F  
MC Cables

## PERFORMANCE

WATTAGE	DELIVERED LUMENS	EFFICACY
34W	4,651 @ 3000K	138 lm/W
	4,832 @ 4000K	148 lm/W
	4,760 @ 5000K	141 lm/W
38W	5,151 @ 3000K	136 lm/W
	5,348 @ 4000K	146 lm/W
	5,258 @ 5000K	138 lm/W
45W	5,965 @ 3000K	132 lm/W
	6,199 @ 4000K	143 lm/W
	6,054 @ 5000K	135 lm/W

## WATTAGE AND CCT SELECTOR

DEFAULT SETTING: **45W @ 5000K**



Easily flip the switch for desired Wattage and CCT.

