

Catalog Number:	Project Name:	Note:	Date:	Type:
-----------------	---------------	-------	-------	-------

**DESCRIPTION**

The HBU2 Round High Bay fixture is efficient, durable and designed to withstand harsh conditions with its remarkable heat dissipation, dust-tight body and resistance to water.

Premium quality provides excellent solution for high-ceiling mount applications, especially in warehouse, storage, gymnasiums, retail spaces and convention centers.



**CONSTRUCTION**

Die-cast aluminum heat sink provides superior thermal transfer to extend lifespan of the luminaire. Built rugged to withstand harsh conditions, IP65 rated. Fixture comes standard with J-hook for suspended mounting.

**ELECTRICAL**

Luminaire is built with the highest quality driver that is Universal Voltage (100-277V), uses long lasting, high-efficient LED packages.

**LENS**

Flat clear PC lens.

**SENSOR READY**

Motion sensor and daylight harvesting sensor available.

**ENERGY SAVINGS**

Over 50% energy savings than traditionally metal halide fixtures, low heat productions requires less maintenance and operation cost.

**LISTING**

UL Listed, DLC Premium Listed, FCC, RoHS, CE, IP65 rated

**WARRANTY**

5 year Limited Warranty, Rated for 50,000 hours. See Warranty documentation for details.

WATTAGE	DELIVERED LUMENS	EFFICACY
150W	20,877	139 lm/W
240W	34,103	142 lm/W

**TECHNICAL SPECIFICATION**

CCT	5000K
CRI	84
DIMMABLE	0-10V dimming
BEAM ANGLE	90°
VOLTAGE	100V - 277V
POWER FREQUENCY	50/60 Hz
POWER FACTOR	>0.9
THD	≤15%
WORKING TEMPERATURE	-40°F ~ 122°F
STORAGE TEMPERATURE	-40°F ~ 176°F
IP RATING	IP65 Wet Location
WARRANTY	5 year limited



ORDERING SAMPLE:

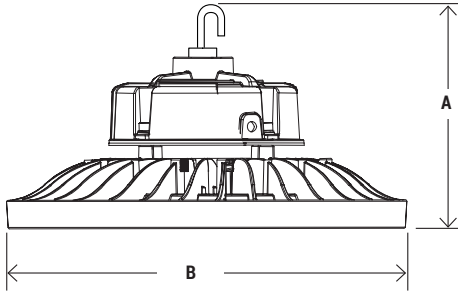
-  -  -  -  -  -

Series	Wattage	CCT	Voltage
PT-HBU2 LED UFO High Bay Series	150W 240W	50K (5000K)	(100V/277V)

Accessories/Options (Sold separately)		
Sensor	EM Battery	Mounting
Blank (No option) MSU	Blank (No option) EMU-25W EMU-40W	Blank (Standard J-hook) UB-HBU2-SM UB-HBU2-LG

Catalog Number:	Project Name:	Note:	Date:	Type:
-----------------	---------------	-------	-------	-------

**DIMENSION**



MODEL#	A	B
PT-HBU2-150W-50K	7.6"	11.5"
PT-HBU2-240W-50K	8"	14.5"

QTY/BOX



**ADDITIONAL MOUNTING OPTION**



UB-HBU2-SM  
Small U-Bracket  
Mounting (150W)

UB-HBU2-LG  
Large U-Bracket  
Mounting (240W)

**EM BATTERY OPTION**



PT-EMU-25W / PT-EMU-40W  
Emergency LED Driver For Round  
High Bay

**SENSOR OPTION**



MSU  
Integrated Dimmable  
Microwave Motion Sensor

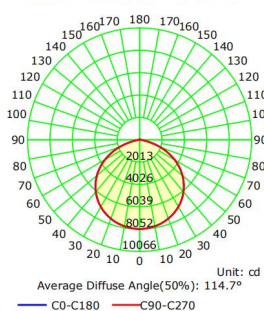


DLC LISTING

CATALOG NUMBER	WATTAGE	DELIVERED LUMENS	EFFICACY	DLC PRODUCT ID	CLASSIFICATION
PT-HBU2-150W-50K	150W	20,877	139 lm/W	PL88M577Q9IA	PREMIUM
PT-HBU2-240W-50K	240W	34,103	142 lm/W	PLHE8S1GDS24	PREMIUM

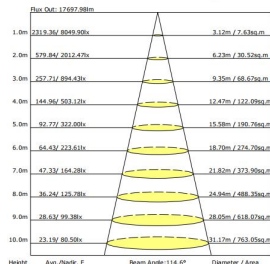
**PHOTOMETRICS DATA**

Luminous Intensity Distribution Curve

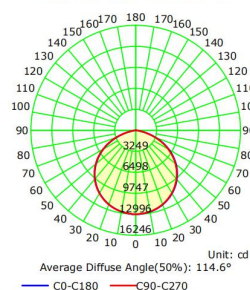


PT-HBU2-150W

The Average Illuminance Effective Figure



Luminous Intensity Distribution Curve



PT-HBU2-240W

The Average Illuminance Effective Figure

