# LUMINAIRE PHOTOMETRIC TEST REPORT

| Test:U:120.7V I:0.1760A P:21.07W PF:0.9918 Lamp Flux:2169.32x1 lm | | |
|---|---|---|
| NAME: | TYPE: | WEIGHT: |
| SPEC.: | DIM.: | SERIAL No.: |
| MFR.: | SUR.: | Shielding Angle: |

| DATA OF LAMP | | PHOTOMETRIC DATA Eff: 102.98 lm/W | | | |
|---|---|---|---|---|---|
| MODEL: PT-CDL-S38-DD-5C3P-4-22w-2700k | | Imax(cd) | 865.6 | S/MH(C0/180) | 1.24 |
| NOMINAL POWER(W) | 22 | LOR(%) | 100.0 | S/MH(C90/270) | 1.22 |
| RATED VOLTAGE(V) | 120 | TOTAL FLUX(lm) | 2169.3 | η UP,DN(C0-180) | 0.0,50.8 |
| NOMINAL FLUX(lm) | 2169.32 | CIE CLASS | DIRECT | η UP,DN(C180-360) | 0.0,49.1 |
| LAMPS INSIDE | 1 | η up(%) | 0.1 | CIBSE SHR NOM | 1.25 |
| TEST VOLTAGE(V) | 120 | η down(%) | 99.9 | CIBSE SHR MAX | 1.35 |

LUMINOUS INTENSITY DISTRIBUTION DIAGRAM

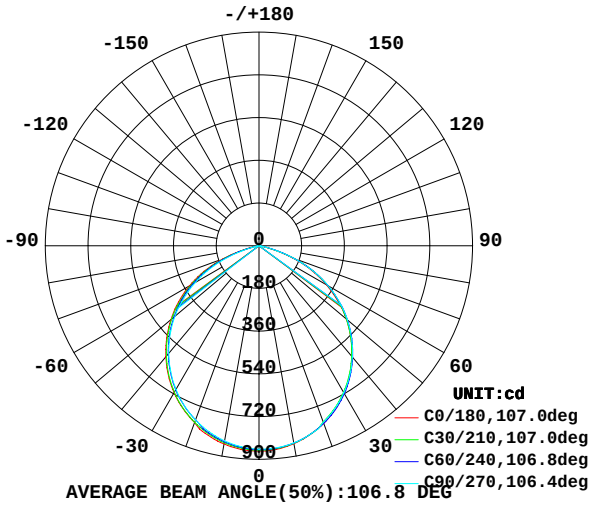


AVERAGE BEAM ANGLE(50%):106.8 DEG

C0 PLANE ISOLUX DIAGRAM (UNIT:lx)

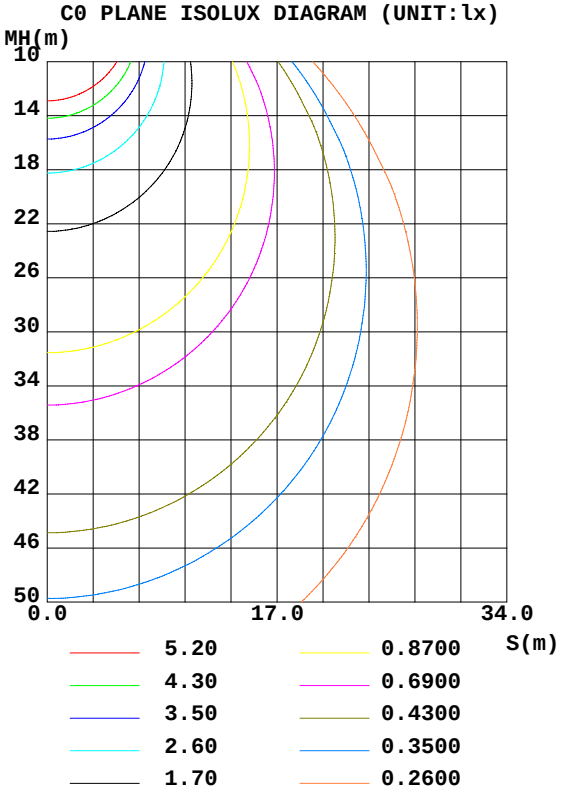


C Range: 0 - 360DEG
C Interval: 30.0DEG
Test Speed: HIGH
Temperature:25.3DEG
Operators:
Test Date:23 September 2026

γ Range: 0 - 180DEG
γ Interval: 1.0DEG
Test System:EVERFINE GO-2000A_V1 SYSTEM V2.0.295
Humidity:65.0%
Test Distance:14.200m [K=1.0000]
Remarks:

# ZONAL FLUX DIAGRAM

ZONAL FLUX DIAGRAM:

| γ | C0 | C45 | C90 | C135 | C180 | C225 | C270 | C315 | γ | Φ zone | Φ total | %lum,lamp |
|---|---|---|---|---|---|---|---|---|---|---|---|---|
| 10 | 847.2 | 844.6 | 843.8 | 840.5 | 847.9 | 840.8 | 834.8 | 833.0 | 0- 10 | 81.12 | 81.12 | 3.74,3.74 |
| 20 | 796.5 | 793.5 | 791.4 | 791.3 | 793.3 | 786.5 | 781.5 | 777.7 | 10- 20 | 231.1 | 312.2 | 14.4,14.4 |
| 30 | 716.8 | 716.2 | 715.4 | 716.1 | 715.2 | 707.2 | 699.7 | 696.4 | 20- 30 | 346.7 | 659.0 | 30.4,30.4 |
| 40 | 609.6 | 610.8 | 611.8 | 613.4 | 610.8 | 601.0 | 591.7 | 589.1 | 30- 40 | 412.7 | 1072 | 49.4,49.4 |
| 50 | 480.6 | 484.1 | 485.8 | 488.9 | 484.7 | 473.8 | 462.9 | 461.2 | 40- 50 | 418.7 | 1490 | 68.7,68.7 |
| 60 | 327.3 | 334.4 | 336.1 | 341.9 | 338.5 | 325.3 | 310.3 | 311.6 | 50- 60 | 361.5 | 1852 | 85.4,85.4 |
| 70 | 152.0 | 159.7 | 155.6 | 167.4 | 162.5 | 150.4 | 132.4 | 137.2 | 60- 70 | 240.5 | 2092 | 96.5,96.5 |
| 80 | 9.999 | 12.32 | 13.48 | 15.58 | 13.05 | 11.06 | 8.077 | 8.300 | 70- 80 | 72.19 | 2165 | 99.8,99.8 |
| 90 | 0 | 0 | 0 | 0 | 0 | 0 | 0 | 0 | 80- 90 | 2.722 | 2167 | 99.9,99.9 |
| 100 | 0 | 0 | 0 | 0 | 0 | 0 | 0 | 0 | 90-100 | 0 | 2167 | 99.9,99.9 |
| 110 | 0 | 0 | 0 | 0 | 0 | 0 | 0 | 0 | 100-110 | 0 | 2167 | 99.9,99.9 |
| 120 | 0 | 0 | 0 | 0 | 0 | 0 | 0 | 0 | 110-120 | 0 | 2167 | 99.9,99.9 |
| 130 | 0 | 0 | 0 | 0 | 0 | 0 | 0 | 0 | 120-130 | 0 | 2167 | 99.9,99.9 |
| 140 | 0.6558 | 0.4350 | 0.3220 | 0.3215 | 0.2819 | 0.3815 | 0.4946 | 0.4145 | 130-140 | 0.0745 | 2167 | 99.9,99.9 |
| 150 | 1.392 | 1.204 | 1.126 | 1.105 | 1.072 | 1.131 | 1.217 | 1.151 | 140-150 | 0.4903 | 2168 | 99.9,99.9 |
| 160 | 1.927 | 1.807 | 1.767 | 1.700 | 1.727 | 1.754 | 1.847 | 1.767 | 150-160 | 0.6768 | 2169 | 100,100 |
| 170 | 2.329 | 2.256 | 2.209 | 2.182 | 2.289 | 2.269 | 2.289 | 2.242 | 160-170 | 0.5677 | 2169 | 100,100 |
| 180 | 2.530 | 2.530 | 2.503 | 2.483 | 2.570 | 2.523 | 2.503 | 2.476 | 170-180 | 0.2253 | 2169 | 100,100 |
| DEG | LUMINOUS INTENSITY:cd | | | | | | | | | UNIT:lm | | |

C Range: 0 - 360DEG
C Interval: 30.0DEG
Test Speed: HIGH
Temperature:25.3DEG
Operators:
Test Date:23 September 2026

γ Range: 0 - 180DEG
γ Interval: 1.0DEG
Test System:EVERFINE GO-2000A_V1 SYSTEM V2.0.295
Humidity:65.0%
Test Distance:14.200m [K=1.0000]
Remarks:

# CU AND LUMINAIRE BUDGETARY ESTIMATE DIAGRAM

| Test:U:120.7V I:0.1760A P:21.07W PF:0.9918 Lamp Flux:2169.32x1 lm | | |
|---|---|---|
| NAME: | TYPE: | WEIGHT: |
| SPEC.: | DIM.: | SERIAL No.: |
| MFR.: | SUR.: | Shielding Angle: |

| ρcc | 80% | | | 70% | | | 50% | | | 30% | | | 10% | | | 0 |
|---|---|---|---|---|---|---|---|---|---|---|---|---|---|---|---|---|
| ρw | 50% | 30% | 10% | 50% | 30% | 10% | 50% | 30% | 10% | 50% | 30% | 10% | 50% | 30% | 10% | 0 |
| ρfc | 20% | | | 20% | | | 20% | | | 20% | | | 20% | | | 0 |
| RCR | RCR:Room Cavity Ratio | | | Coefficients of Utilization(CU) | | | | | | | | | | | | |
| 0.0 | 1.19 | 1.19 | 1.19 | 1.16 | 1.16 | 1.16 | 1.11 | 1.11 | 1.11 | 1.06 | 1.06 | 1.06 | 1.02 | 1.02 | 1.02 | .00 |
| 1.0 | 1.06 | 1.02 | .99 | 1.04 | 1.00 | .97 | .00 | .97 | .94 | .96 | .93 | .91 | .92 | .90 | .89 | .87 |
| 2.0 | .93 | .87 | .82 | .92 | .86 | .81 | .88 | .83 | .79 | .85 | .81 | .77 | .82 | .79 | .76 | .74 |
| 3.0 | .83 | .75 | .69 | .81 | .74 | .68 | .78 | .72 | .67 | .75 | .70 | .66 | .73 | .68 | .65 | .63 |
| 4.0 | .73 | .65 | .59 | .72 | .64 | .58 | .70 | .63 | .58 | .67 | .62 | .57 | .65 | .60 | .56 | .54 |
| 5.0 | .66 | .57 | .51 | .65 | .57 | .51 | .63 | .55 | .50 | .61 | .54 | .49 | .59 | .53 | .49 | .47 |
| 6.0 | .59 | .51 | .45 | .58 | .50 | .44 | .57 | .49 | .44 | .55 | .48 | .44 | .53 | .48 | .43 | .41 |
| 7.0 | .54 | .45 | .39 | .53 | .45 | .39 | .52 | .44 | .39 | .50 | .44 | .39 | .49 | .43 | .38 | .36 |
| 8.0 | .49 | .41 | .35 | .48 | .41 | .35 | .47 | .40 | .35 | .46 | .39 | .35 | .45 | .39 | .34 | .33 |
| 9.0 | .45 | .37 | .32 | .45 | .37 | .32 | .43 | .36 | .31 | .42 | .36 | .31 | .41 | .35 | .31 | .29 |
| 10.0 | .42 | .34 | .29 | .41 | .34 | .29 | .40 | .33 | .29 | .39 | .33 | .28 | .38 | .33 | .28 | .27 |

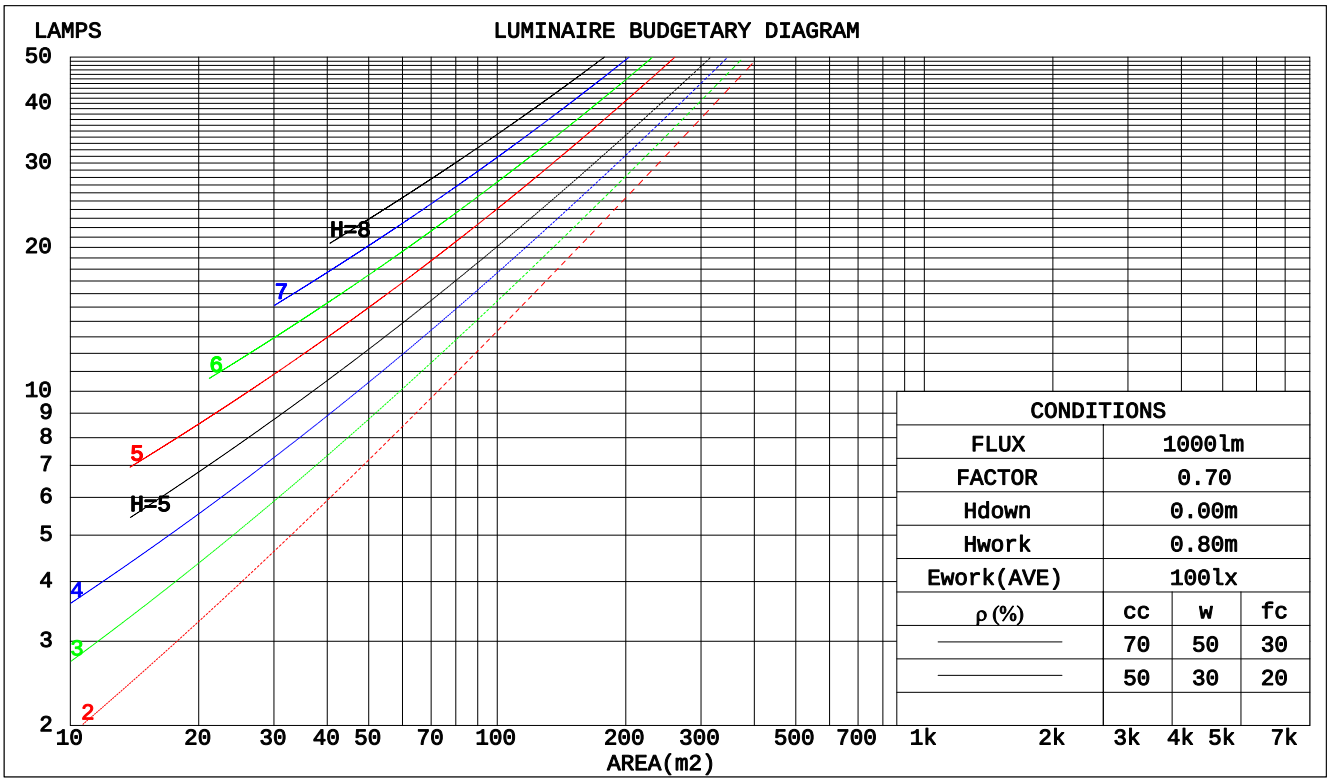


C Range: 0 - 360DEG
C Interval: 30.0DEG
Test Speed: HIGH
Temperature:25.3DEG
Operators:
Test Date:23 September 2026

γ Range: 0 - 180DEG
γ Interval: 1.0DEG
Test System:EVERFINE GO-2000A_V1 SYSTEM V2.0.295
Humidity:65.0%
Test Distance:14.200m [K=1.0000]
Remarks:

# WEC AND CCEC

| Test:U:120.7V I:0.1760A P:21.07W PF:0.9918 Lamp Flux:2169.32x1 lm | | |
|---|---|---|
| NAME: | TYPE: | WEIGHT: |
| SPEC.: | DIM.: | SERIAL No.: |
| MFR.: | SUR.: | Shielding Angle: |

| ρcc | 80% | | | 70% | | | 50% | | | 30% | | | 10% | | | 0 |
|---|---|---|---|---|---|---|---|---|---|---|---|---|---|---|---|---|
| ρw | 50% | 30% | 10% | 50% | 30% | 10% | 50% | 30% | 10% | 50% | 30% | 10% | 50% | 30% | 10% | 0 |
| ρfc | 20% | | | 20% | | | 20% | | | 20% | | | 20% | | | 0 |
| RCR | RCR:Room Cavity Ratio | | | | | | Wall Exitance Coeffcients(WEC) | | | | | | | | | |
| 0.0 | | | | | | | | | | | | | | | | |
| 1.0 | .269 | .153 | .049 | .262 | .150 | .048 | .249 | .143 | .046 | .237 | .137 | .044 | .226 | .131 | .042 | |
| 2.0 | .263 | .144 | .044 | .257 | .142 | .044 | .246 | .137 | .042 | .235 | .132 | .041 | .225 | .128 | .040 | |
| 3.0 | .249 | .133 | .040 | .244 | .131 | .039 | .234 | .127 | .039 | .225 | .123 | .038 | .216 | .119 | .037 | |
| 4.0 | .234 | .122 | .036 | .229 | .120 | .035 | .220 | .117 | .035 | .212 | .114 | .034 | .204 | .111 | .034 | |
| 5.0 | .219 | .111 | .032 | .214 | .110 | .032 | .206 | .107 | .032 | .199 | .105 | .031 | .192 | .103 | .031 | |
| 6.0 | .204 | .102 | .029 | .201 | .101 | .029 | .193 | .099 | .029 | .187 | .097 | .029 | .181 | .095 | .028 | |
| 7.0 | .191 | .095 | .027 | .188 | .094 | .027 | .182 | .092 | .026 | .176 | .090 | .026 | .170 | .088 | .026 | |
| 8.0 | .180 | .088 | .025 | .177 | .087 | .025 | .171 | .085 | .024 | .166 | .084 | .024 | .160 | .082 | .024 | |
| 9.0 | .169 | .082 | .023 | .166 | .081 | .023 | .161 | .080 | .023 | .156 | .078 | .022 | .152 | .077 | .022 | |
| 10.0 | .159 | .076 | .021 | .157 | .076 | .021 | .152 | .075 | .021 | .148 | .073 | .021 | .144 | .072 | .021 | |

| ρcc | 80% | | | 70% | | | 50% | | | 30% | | | 10% | | | 0 |
|---|---|---|---|---|---|---|---|---|---|---|---|---|---|---|---|---|
| ρw | 50% | 30% | 10% | 50% | 30% | 10% | 50% | 30% | 10% | 50% | 30% | 10% | 50% | 30% | 10% | 0 |
| ρfc | 20% | | | 20% | | | 20% | | | 20% | | | 20% | | | 0 |
| RCR | RCR:Room Cavity Ratio | | | | | | Ceiling Cavity Exitance Coefficients(CCEC) | | | | | | | | | |
| 0.0 | .191 | .191 | .191 | .163 | .163 | .163 | .112 | .112 | .112 | .064 | .064 | .064 | .020 | .020 | .020 | |
| 1.0 | .178 | .157 | .138 | .152 | .135 | .119 | .104 | .093 | .082 | .060 | .054 | .048 | .019 | .017 | .015 | |
| 2.0 | .169 | .133 | .102 | .145 | .114 | .088 | .099 | .079 | .062 | .057 | .046 | .036 | .018 | .015 | .012 | |
| 3.0 | .161 | .115 | .078 | .138 | .099 | .068 | .095 | .069 | .047 | .055 | .040 | .028 | .018 | .013 | .009 | |
| 4.0 | .154 | .101 | .061 | .132 | .088 | .053 | .091 | .061 | .038 | .053 | .036 | .022 | .017 | .012 | .007 | |
| 5.0 | .147 | .091 | .050 | .126 | .079 | .043 | .087 | .055 | .030 | .050 | .032 | .018 | .016 | .011 | .006 | |
| 6.0 | .140 | .082 | .041 | .120 | .071 | .036 | .083 | .050 | .025 | .048 | .029 | .015 | .016 | .010 | .005 | |
| 7.0 | .133 | .075 | .035 | .115 | .065 | .030 | .079 | .046 | .022 | .046 | .027 | .013 | .015 | .009 | .004 | |
| 8.0 | .127 | .070 | .030 | .109 | .060 | .026 | .076 | .042 | .019 | .044 | .025 | .011 | .014 | .008 | .004 | |
| 9.0 | .121 | .065 | .027 | .105 | .056 | .023 | .072 | .040 | .016 | .042 | .023 | .010 | .014 | .008 | .003 | |
| 10.0 | .116 | .061 | .024 | .100 | .053 | .021 | .069 | .037 | .015 | .040 | .022 | .009 | .013 | .007 | .003 | |

C Range: 0 - 360DEG
C Interval: 30.0DEG
Test Speed: HIGH
Temperature:25.3DEG
Operators:
Test Date:23 September 2026

γ Range: 0 - 180DEG
γ Interval: 1.0DEG
Test System:EVERFINE GO-2000A_V1 SYSTEM V2.0.295
Humidity:65.0%
Test Distance:14.200m [K=1.0000]
Remarks:

# UGR(Unified Glare Rating) Table

| Test:U:120.7V I:0.1760A P:21.07W PF:0.9918 Lamp Flux:2169.32x1 lm | | |
|---|---|---|
| NAME: | TYPE: | WEIGHT: |
| SPEC.: | DIM.: | SERIAL No.: |
| MFR.: | SUR.: | Shielding Angle: |

| ceiling/cavity | | 0.7 | 0.7 | 0.5 | 0.5 | 0.3 | 0.7 | 0.7 | 0.5 | 0.5 | 0.3 |
|---|---|---|---|---|---|---|---|---|---|---|---|
| walls | | 0.5 | 0.3 | 0.5 | 0.3 | 0.3 | 0.5 | 0.3 | 0.5 | 0.3 | 0.3 |
| working plane | | 0.2 | 0.2 | 0.2 | 0.2 | 0.2 | 0.2 | 0.2 | 0.2 | 0.2 | 0.2 |
| Room dimensions | | Viewed crosswise | | | | | Viewed endwise | | | | |
| x = 2H | y = 2H | 30.9 | 32.4 | 31.2 | 32.6 | 32.8 | 31.0 | 32.5 | 31.3 | 32.7 | 32.9 |
| | 3H | 31.9 | 33.2 | 32.2 | 33.5 | 33.7 | 32.0 | 33.3 | 32.3 | 33.6 | 33.8 |
| | 4H | 32.0 | 33.3 | 32.3 | 33.5 | 33.8 | 32.1 | 33.4 | 32.4 | 33.6 | 33.9 |
| | 6H | 31.9 | 33.1 | 32.3 | 33.4 | 33.7 | 32.1 | 33.2 | 32.4 | 33.5 | 33.8 |
| | 8H | 31.9 | 33.0 | 32.2 | 33.3 | 33.6 | 32.0 | 33.1 | 32.3 | 33.4 | 33.7 |
| | 12H | 31.8 | 32.9 | 32.2 | 33.2 | 33.5 | 32.0 | 33.1 | 32.3 | 33.3 | 33.6 |
| 4H | 2H | 31.4 | 32.7 | 31.7 | 32.9 | 33.2 | 31.5 | 32.8 | 31.8 | 33.0 | 33.3 |
| | 3H | 32.5 | 33.6 | 32.9 | 33.9 | 34.2 | 32.6 | 33.7 | 32.9 | 34.0 | 34.3 |
| | 4H | 32.7 | 33.7 | 33.0 | 34.0 | 34.3 | 32.7 | 33.7 | 33.1 | 34.1 | 34.4 |
| | 6H | 32.6 | 33.5 | 33.0 | 33.8 | 34.2 | 32.7 | 33.6 | 33.1 | 33.9 | 34.3 |
| | 8H | 32.6 | 33.4 | 33.0 | 33.7 | 34.1 | 32.7 | 33.5 | 33.1 | 33.8 | 34.2 |
| | 12H | 32.5 | 33.3 | 32.9 | 33.6 | 34.0 | 32.6 | 33.4 | 33.0 | 33.7 | 34.1 |
| 8H | 4H | 32.7 | 33.5 | 33.1 | 33.8 | 34.2 | 32.7 | 33.6 | 33.2 | 33.9 | 34.3 |
| | 6H | 32.6 | 33.3 | 33.1 | 33.7 | 34.1 | 32.7 | 33.4 | 33.2 | 33.8 | 34.2 |
| | 8H | 32.6 | 33.2 | 33.0 | 33.6 | 34.0 | 32.7 | 33.3 | 33.1 | 33.7 | 34.1 |
| | 12H | 32.6 | 33.0 | 33.0 | 33.5 | 34.0 | 32.7 | 33.1 | 33.1 | 33.6 | 34.1 |
| 12H | 4H | 32.6 | 33.4 | 33.0 | 33.7 | 34.1 | 32.7 | 33.4 | 33.1 | 33.8 | 34.2 |
| | 6H | 32.6 | 33.2 | 33.0 | 33.6 | 34.0 | 32.7 | 33.3 | 33.1 | 33.7 | 34.1 |
| | 8H | 32.6 | 33.0 | 33.0 | 33.5 | 34.0 | 32.7 | 33.1 | 33.1 | 33.6 | 34.1 |
| Variations with the observer position at spacings: | | | | | | | | | | | |
| S = 1.0H | | + 0.3 / - 0.4 | | | | | + 0.3 / - 0.4 | | | | |
| 1.5H | | + 0.3 / - 0.5 | | | | | + 0.3 / - 0.5 | | | | |
| 2.0H | | + 0.5 / - 0.5 | | | | | + 0.5 / - 0.6 | | | | |

CIE Pub.117 Corrected 2169 lm Total Lamp Luminous Flux.(8log(F/F0) = 2.7)

C Range: 0 - 360DEG
C Interval: 30.0DEG
Test Speed: HIGH
Temperature:25.3DEG
Operators:
Test Date:23 September 2026

γ Range: 0 - 180DEG
γ Interval: 1.0DEG
Test System:EVERFINE GO-2000A_V1 SYSTEM V2.0.295
Humidity:65.0%
Test Distance:14.200m [K=1.0000]
Remarks:

# UTILIZATION FACTORS TABLE

| Test:U:120.7V I:0.1760A P:21.07W PF:0.9918 Lamp Flux:2169.32x1 lm | | |
|---|---|---|
| NAME: | TYPE: | WEIGHT: |
| SPEC.: | DIM.: | SERIAL No.: |
| MFR.: | SUR.: | Shielding Angle: |

| REFLECTANCE | | | | | | | | | | |
|---|---|---|---|---|---|---|---|---|---|---|
| Ceiling | 0.8 | 0.8 | 0.8 | 0.7 | 0.7 | 0.7 | 0.5 | 0.5 | 0.5 | 0 |
| Walls | 0.7 | 0.5 | 0.3 | 0.7 | 0.5 | 0.3 | 0.7 | 0.5 | 0.3 | 0 |
| Working plane | 0.2 | 0.2 | 0.2 | 0.2 | 0.2 | 0.2 | 0.2 | 0.2 | 0.2 | 0 |
| ROOM INDEX | UTILIZATION FACTORS(PERCENT) k(RI) x RCR = 5 | | | | | | | | | |
| k = 0.60 | 60 | 49 | 42 | 59 | 48 | 42 | 58 | 48 | 42 | 35 |
| 0.80 | 70 | 59 | 52 | 69 | 59 | 52 | 68 | 58 | 52 | 45 |
| 1.00 | 79 | 69 | 62 | 78 | 68 | 62 | 76 | 69 | 61 | 54 |
| 1.25 | 86 | 76 | 70 | 85 | 76 | 69 | 82 | 74 | 69 | 62 |
| 1.50 | 91 | 82 | 76 | 89 | 81 | 75 | 87 | 79 | 74 | 67 |
| 2.00 | 98 | 90 | 84 | 96 | 89 | 83 | 93 | 87 | 82 | 75 |
| 2.50 | 101 | 94 | 89 | 99 | 93 | 88 | 96 | 90 | 86 | 78 |
| 3.00 | 104 | 98 | 93 | 102 | 97 | 92 | 98 | 94 | 90 | 82 |
| 4.00 | 108 | 103 | 99 | 106 | 101 | 98 | 102 | 98 | 95 | 86 |
| 5.00 | 110 | 106 | 102 | 108 | 104 | 101 | 103 | 100 | 98 | 89 |
| ROOM INDEX | UF(total) | | | | | | | | | Direct |
| According to DIN EN 13032-2 2004 | | | | Suspended | | | | | SHRNOM = 1.25 | |

C Range: 0 - 360DEG
C Interval: 30.0DEG
Test Speed: HIGH
Temperature:25.3DEG
Operators:
Test Date:23 September 2026

γ Range: 0 - 180DEG
γ Interval: 1.0DEG
Test System:EVERFINE GO-2000A_V1 SYSTEM V2.0.295
Humidity:65.0%
Test Distance:14.200m [K=1.0000]
Remarks:

# ISOCANDELA DIAGRAM

| Test:U:120.7V I:0.1760A P:21.07W PF:0.9918 Lamp Flux:2169.32x1 lm | | |
|---|---|---|
| NAME: | TYPE: | WEIGHT: |
| SPEC.: | DIM.: | SERIAL No.: |
| MFR.: | SUR.: | Shielding Angle: |

Conical surface Flux(90deg):
1284.2 lm
%lum = 59.2%
%lamp = 59.2%

Conical surface Flux(120deg):
1851.9 lm
%lum = 85.4%
%lamp = 85.4%

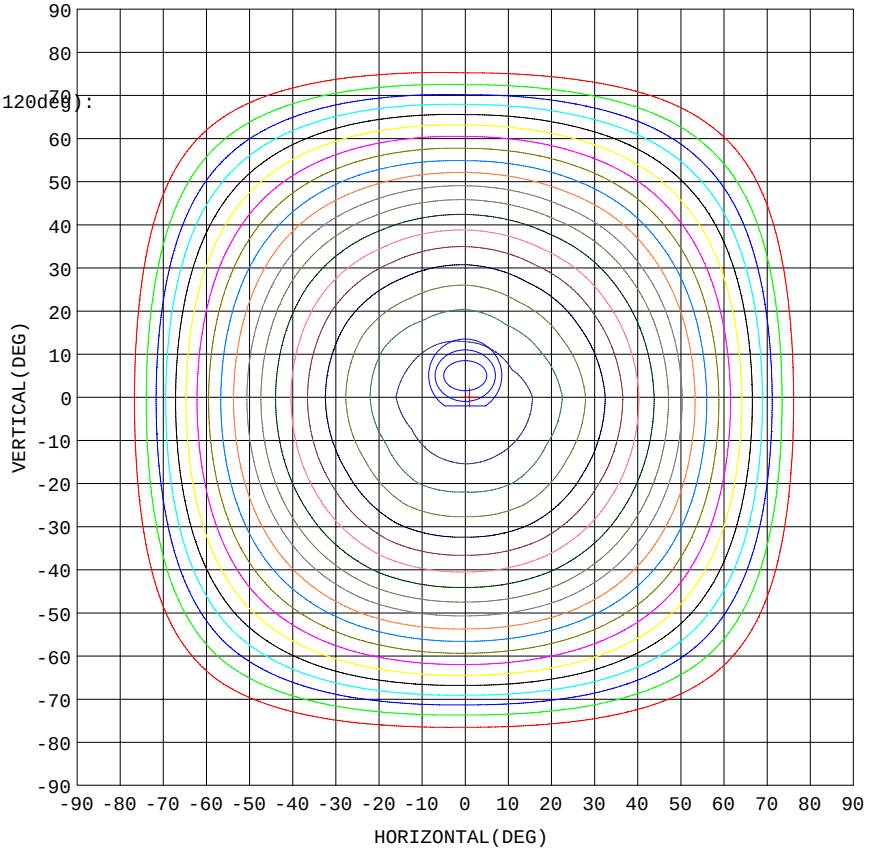


5% 43.28
10% 86.56
15% 129.8
20% 173.1
25% 216.4
30% 259.7
35% 303.0
40% 346.2
45% 389.5
50% 432.8
55% 476.1
60% 519.4
65% 562.6
70% 605.9
75% 649.2
80% 692.5
85% 735.8
90% 779.0
95% 822.3

1. AVG=848.8,MIN=839.8
2. AVG=847.6,MIN=830.8
3. AVG=845.1,MIN=819.2

Imax:865.6(H1.0,V0.0)
(At:C=0.0,Gamma=1.0)
UNIT: cd

C Range: 0 - 360DEG
C Interval: 30.0DEG
Test Speed: HIGH
Temperature:25.3DEG
Operators:
Test Date:23 September 2026

γ Range: 0 - 180DEG
γ Interval: 1.0DEG
Test System:EVERFINE GO-2000A_V1 SYSTEM V2.0.295
Humidity:65.0%
Test Distance:14.200m [K=1.0000]
Remarks:

## AAI Figure

| Test:U:120.7V I:0.1760A P:21.07W PF:0.9918 Lamp Flux:2169.32x1 lm | | |
|---|---|---|
| NAME: | TYPE: | WEIGHT: |
| SPEC.: | DIM.: | SERIAL No.: |
| MFR.: | SUR.: | Shielding Angle: |

Flux out:1608 lm

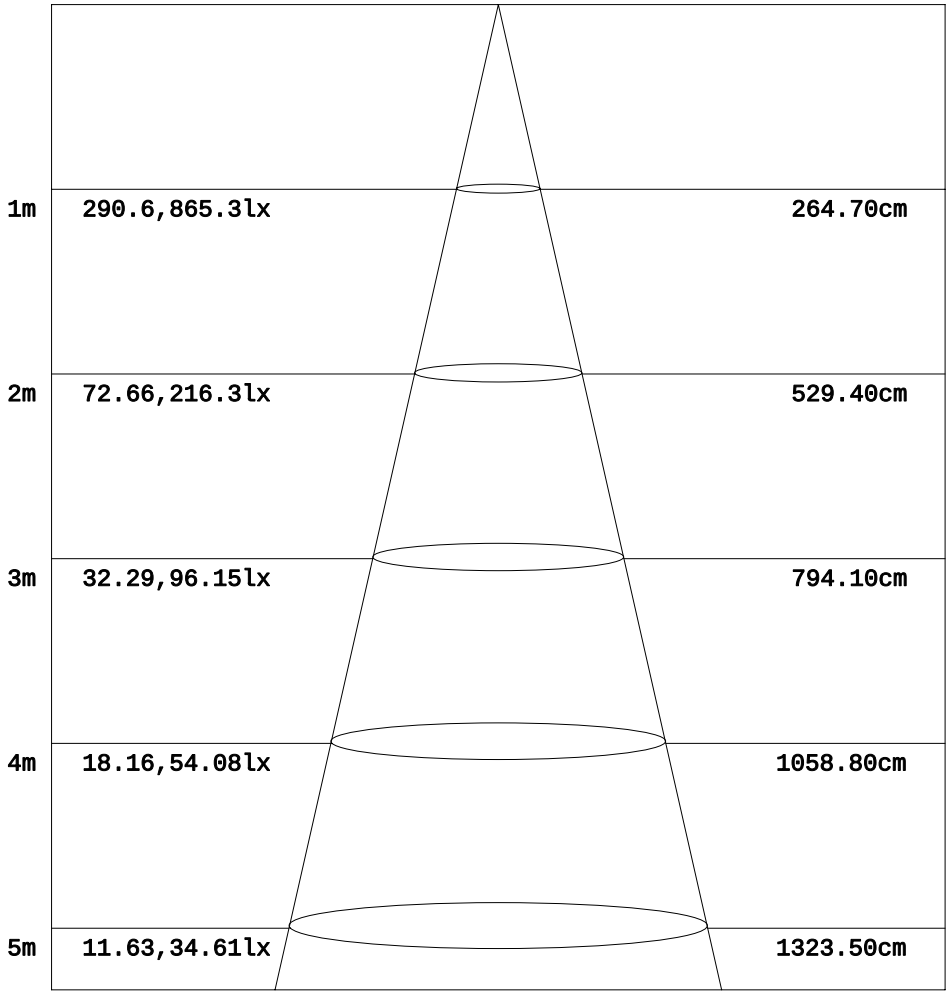


Height Eavg,Emax Angle:105.85deg Diameter

Note:The Curves indicate the illuminated area and the average illumination when the luminaire is at different distance.

C Range: 0 - 360DEG
C Interval: 30.0DEG
Test Speed: HIGH
Temperature:25.3DEG
Operators:
Test Date:23 September 2026

γ Range: 0 - 180DEG
γ Interval: 1.0DEG
Test System:EVERFINE GO-2000A_V1 SYSTEM V2.0.295
Humidity:65.0%
Test Distance:14.200m [K=1.0000]
Remarks:

# ISOLUX DIAGRAM

| Test:U:120.7V I:0.1760A P:21.07W PF:0.9918 Lamp Flux:2169.32x1 lm | | |
|---|---|---|
| NAME: | TYPE: | WEIGHT: |
| SPEC.: | DIM.: | SERIAL No.: |
| MFR.: | SUR.: | Shielding Angle: |

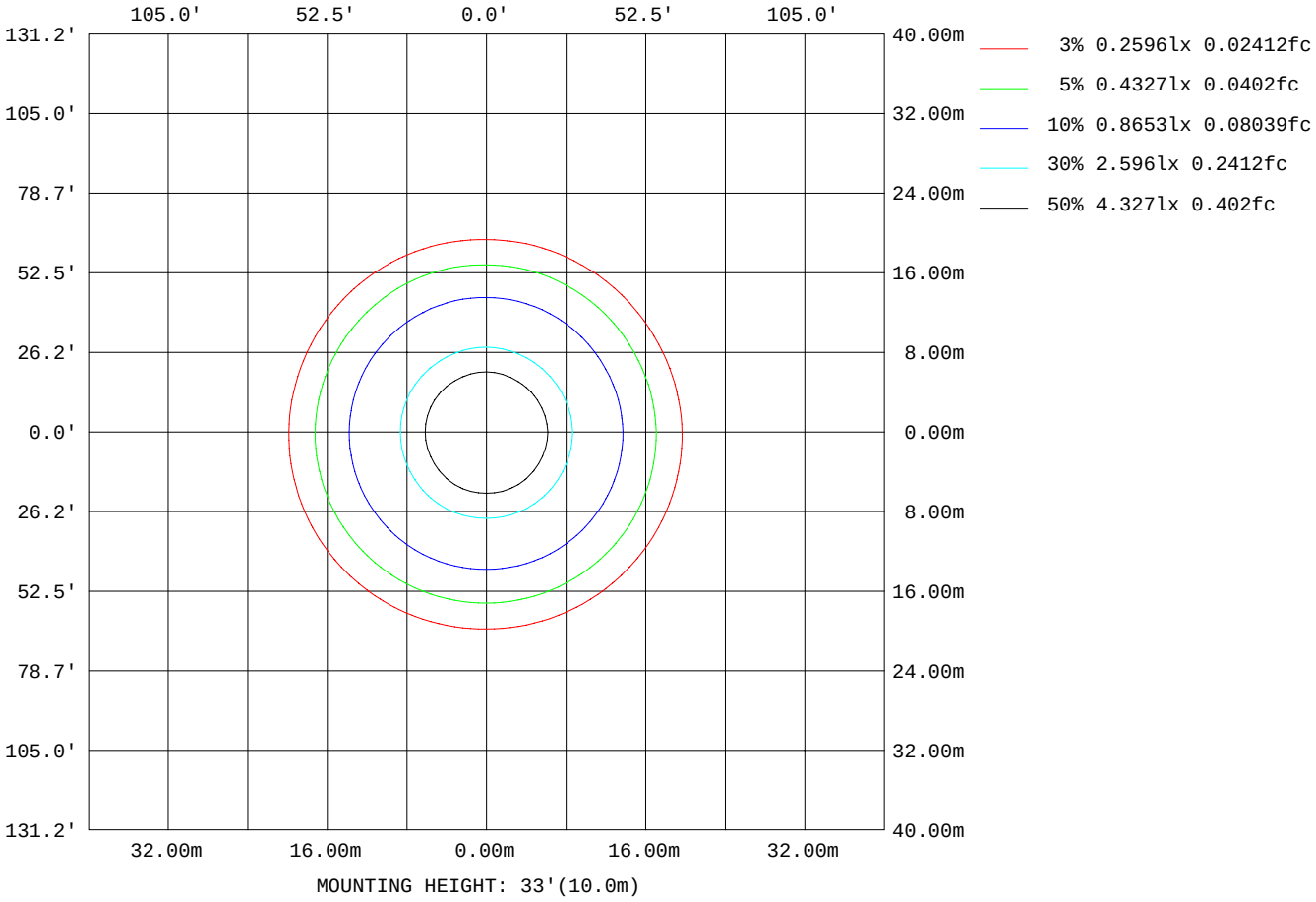


C Range: 0 - 360DEG
C Interval: 30.0DEG
Test Speed: HIGH
Temperature:25.3DEG
Operators:
Test Date:23 September 2026

γ Range: 0 - 180DEG
γ Interval: 1.0DEG
Test System:EVERFINE GO-2000A_V1 SYSTEM V2.0.295
Humidity:65.0%
Test Distance:14.200m [K=1.0000]
Remarks:

# LED Avg.L Report

| Test:U:120.7V I:0.1760A P:21.07W PF:0.9918 Lamp Flux:2169.32x1 lm | | |
|---|---|---|
| NAME: | TYPE: | WEIGHT: |
| SPEC.: | DIM.: | SERIAL No.: |
| MFR.: | SUR.: | Shielding Angle: |

| AvgL | cd/m2 |
|---|---|
| L_0~180(65)av | 147717 |
| L_0~180(75)av | 61961 |
| L_0~180(85)av | 1663 |
| L_90~270(65)av | 140851 |
| L_90~270(75)av | 53356 |
| L_90~270(85)av | 3363 |
| L_45(65)av | 145439 |
| L_45(75)av | 60547 |
| L_45(85)av | 3003 |

Standard: GB/T 29293-2012

C Range: 0 - 360DEG
C Interval: 30.0DEG
Test Speed: HIGH
Temperature:25.3DEG
Operators:
Test Date:23 September 2026

γ Range: 0 - 180DEG
γ Interval: 1.0DEG
Test System:EVERFINE GO-2000A_V1 SYSTEM V2.0.295
Humidity:65.0%
Test Distance:14.200m [K=1.0000]
Remarks:

## Planar Illuminance Curve

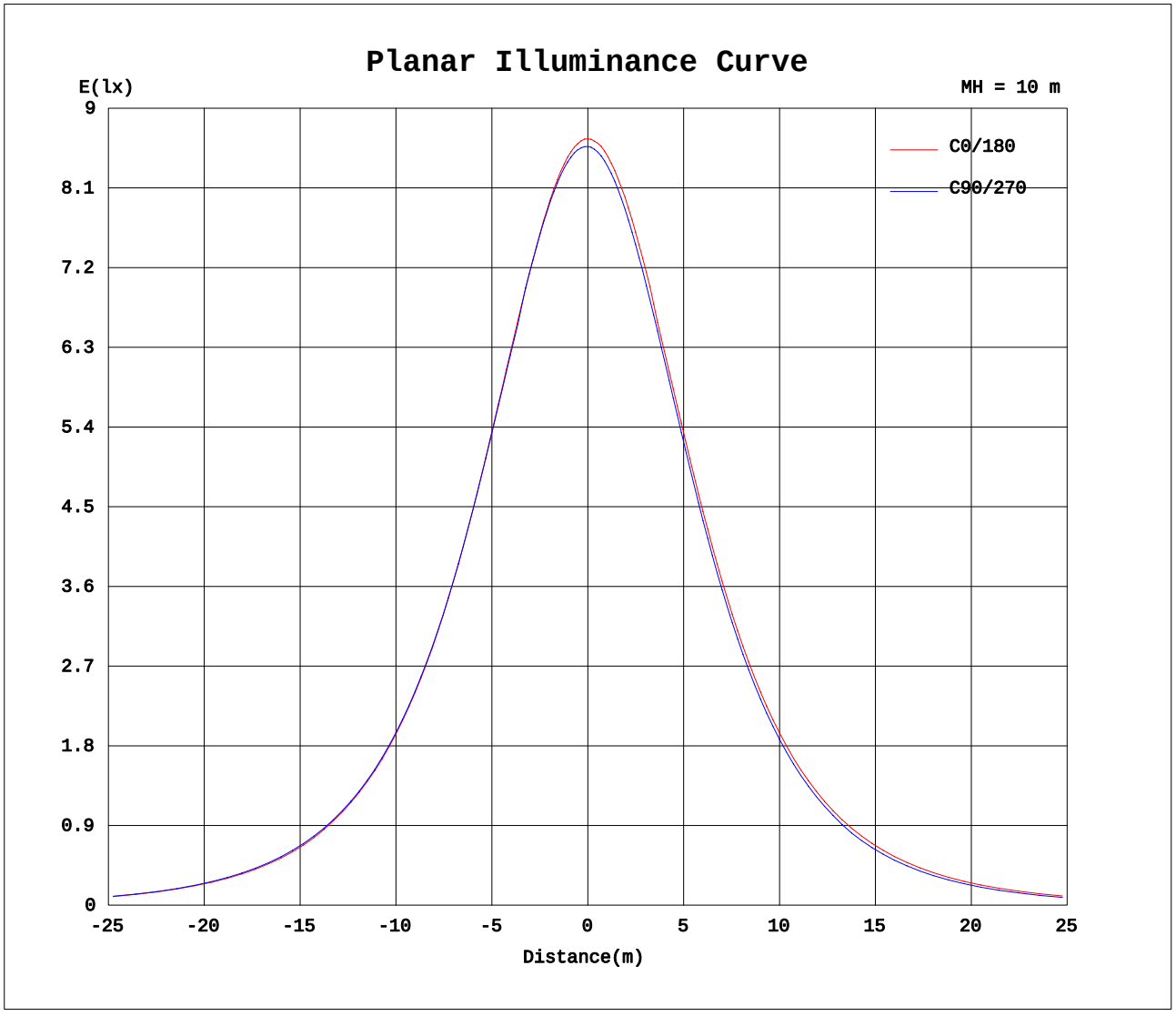


C Range: 0 - 360DEG
C Interval: 30.0DEG
Test Speed: HIGH
Temperature:25.3DEG
Operators:
Test Date:23 September 2026

γ Range: 0 - 180DEG
γ Interval: 1.0DEG
Test System:EVERFINE GO-2000A_V1 SYSTEM V2.0.295
Humidity:65.0%
Test Distance:14.200m [K=1.0000]
Remarks:

# LUMINOUS DISTRIBUTION INTENSITY DATA

| Test:U:120.7V I:0.1760A P:21.07W PF:0.9918 Lamp Flux:2169.32x1 lm | | |
|---|---|---|
| NAME: | TYPE: | WEIGHT: |
| SPEC.: | DIM.: | SERIAL No.: |
| MFR.: | SUR.: | Shielding Angle: |

Table--1 UNIT: cd

| γ (DEG) \ C(DEG) | 0 | 30 | 60 | 90 | 120 | 150 | 180 | 210 | 240 | 270 | 300 | 330 |
|---|---|---|---|---|---|---|---|---|---|---|---|---|
| 0 | 865 | 862 | 859 | 857 | 856 | 854 | 865 | 862 | 859 | 857 | 856 | 854 |
| 5 | 861 | 858 | 856 | 855 | 853 | 851 | 862 | 857 | 853 | 850 | 849 | 847 |
| 10 | 847 | 845 | 844 | 844 | 842 | 839 | 848 | 843 | 839 | 835 | 833 | 833 |
| 15 | 825 | 825 | 824 | 824 | 823 | 820 | 827 | 821 | 817 | 812 | 811 | 810 |
| 20 | 797 | 790 | 797 | 791 | 796 | 787 | 793 | 792 | 781 | 781 | 774 | 781 |
| 25 | 760 | 755 | 762 | 758 | 762 | 753 | 758 | 756 | 745 | 744 | 737 | 744 |
| 30 | 717 | 713 | 719 | 715 | 720 | 712 | 715 | 713 | 701 | 700 | 693 | 700 |
| 35 | 666 | 663 | 670 | 667 | 672 | 664 | 666 | 664 | 651 | 648 | 642 | 650 |
| 40 | 610 | 608 | 614 | 612 | 617 | 610 | 611 | 607 | 595 | 592 | 586 | 593 |
| 45 | 547 | 547 | 553 | 552 | 557 | 550 | 550 | 546 | 534 | 530 | 524 | 531 |
| 50 | 481 | 481 | 487 | 486 | 492 | 486 | 485 | 480 | 468 | 463 | 458 | 465 |
| 55 | 404 | 410 | 414 | 414 | 419 | 417 | 414 | 405 | 397 | 387 | 386 | 390 |
| 60 | 327 | 334 | 335 | 336 | 341 | 343 | 339 | 330 | 321 | 310 | 310 | 314 |
| 65 | 244 | 251 | 252 | 250 | 258 | 262 | 255 | 247 | 238 | 226 | 227 | 231 |
| 70 | 152 | 159 | 160 | 156 | 165 | 170 | 162 | 155 | 146 | 132 | 135 | 140 |
| 75 | 60.0 | 65.9 | 67.7 | 64.5 | 72.0 | 75.8 | 68.3 | 62.6 | 56.1 | 46.0 | 47.4 | 51.3 |
| 80 | 10.00 | 11.7 | 12.9 | 13.5 | 15.2 | 15.9 | 13.1 | 11.8 | 10.3 | 8.08 | 8.04 | 8.56 |
| 85 | 0.54 | 0.82 | 1.03 | 1.39 | 1.42 | 1.20 | 0.62 | 1.00 | 1.23 | 0.95 | 0.82 | 0.71 |
| 90 | 0.00 | 0.00 | 0.00 | 0.00 | 0.00 | 0.00 | 0.00 | 0.00 | 0.00 | 0.00 | 0.00 | 0.00 |
| 95 | 0.00 | 0.00 | 0.00 | 0.00 | 0.00 | 0.00 | 0.00 | 0.00 | 0.00 | 0.00 | 0.00 | 0.00 |
| 100 | 0.00 | 0.00 | 0.00 | 0.00 | 0.00 | 0.00 | 0.00 | 0.00 | 0.00 | 0.00 | 0.00 | 0.00 |
| 105 | 0.00 | 0.00 | 0.00 | 0.00 | 0.00 | 0.00 | 0.00 | 0.00 | 0.00 | 0.00 | 0.00 | 0.00 |
| 110 | 0.00 | 0.00 | 0.00 | 0.00 | 0.00 | 0.00 | 0.00 | 0.00 | 0.00 | 0.00 | 0.00 | 0.00 |
| 115 | 0.00 | 0.00 | 0.00 | 0.00 | 0.00 | 0.00 | 0.00 | 0.00 | 0.00 | 0.00 | 0.00 | 0.00 |
| 120 | 0.00 | 0.00 | 0.00 | 0.00 | 0.00 | 0.00 | 0.00 | 0.00 | 0.00 | 0.00 | 0.00 | 0.00 |
| 125 | 0.00 | 0.00 | 0.00 | 0.00 | 0.00 | 0.00 | 0.00 | 0.00 | 0.00 | 0.00 | 0.00 | 0.00 |
| 130 | 0.00 | 0.00 | 0.00 | 0.00 | 0.00 | 0.00 | 0.00 | 0.00 | 0.00 | 0.00 | 0.00 | 0.00 |
| 135 | 0.20 | 0.08 | 0.00 | 0.00 | 0.00 | 0.00 | 0.00 | 0.00 | 0.00 | 0.04 | 0.03 | 0.00 |
| 140 | 0.66 | 0.51 | 0.36 | 0.32 | 0.28 | 0.36 | 0.28 | 0.35 | 0.42 | 0.49 | 0.46 | 0.37 |
| 145 | 1.04 | 0.91 | 0.76 | 0.75 | 0.71 | 0.79 | 0.70 | 0.74 | 0.79 | 0.87 | 0.84 | 0.75 |
| 150 | 1.39 | 1.26 | 1.15 | 1.13 | 1.07 | 1.14 | 1.07 | 1.10 | 1.17 | 1.22 | 1.19 | 1.11 |
| 155 | 1.69 | 1.54 | 1.46 | 1.46 | 1.39 | 1.46 | 1.42 | 1.42 | 1.49 | 1.58 | 1.51 | 1.43 |
| 160 | 1.93 | 1.83 | 1.78 | 1.77 | 1.67 | 1.73 | 1.73 | 1.73 | 1.78 | 1.85 | 1.82 | 1.71 |
| 165 | 2.16 | 2.08 | 2.02 | 2.01 | 1.93 | 1.97 | 2.02 | 2.03 | 2.08 | 2.09 | 2.09 | 1.97 |
| 170 | 2.33 | 2.28 | 2.24 | 2.21 | 2.17 | 2.20 | 2.29 | 2.26 | 2.28 | 2.29 | 2.29 | 2.19 |
| 175 | 2.46 | 2.45 | 2.42 | 2.40 | 2.38 | 2.40 | 2.45 | 2.44 | 2.44 | 2.41 | 2.44 | 2.36 |
| 180 | 2.53 | 2.56 | 2.50 | 2.50 | 2.49 | 2.48 | 2.57 | 2.52 | 2.53 | 2.50 | 2.49 | 2.46 |

C Range: 0 - 360DEG
C Interval: 30.0DEG
Test Speed: HIGH
Temperature:25.3DEG
Operators:
Test Date:23 September 2026

γ Range: 0 - 180DEG
γ Interval: 1.0DEG
Test System:EVERFINE GO-2000A_V1 SYSTEM V2.0.295
Humidity:65.0%
Test Distance:14.200m [K=1.0000]
Remarks: