LUMINAIRE PHOTOMETRIC TEST REPORT

Test:U:120.7V I:0.1722A P:20.61W PF:0.9918 Lamp Flux:2256.41x1 lm		
NAME:	TYPE:	WEIGHT:
SPEC.:	DIM.:	SERIAL No.:
MFR.:	SUR.:	Shielding Angle:

DATA OF LAMP		PHOTOMETRIC DATA Eff: 109.48 lm/W			
MODEL: PT-CDL-S38-DD-5C3P-4-22w-3000k		Imax(cd)	894.0	S/MH(C0/180)	1.24
NOMINAL POWER(W)	22	LOR(%)	100.0	S/MH(C90/270)	1.22
RATED VOLTAGE(V)	120	TOTAL FLUX(lm)	2256.4	η UP,DN(C0-180)	0.1,50.9
NOMINAL FLUX(lm)	2256.41	CIE CLASS	DIRECT	η UP,DN(C180-360)	0.1,49.0
LAMPS INSIDE	1	η up(%)	0.1	CIBSE SHR NOM	1.25
TEST VOLTAGE(V)	120	η down(%)	99.9	CIBSE SHR MAX	1.35

LUMINOUS INTENSITY DISTRIBUTION DIAGRAM

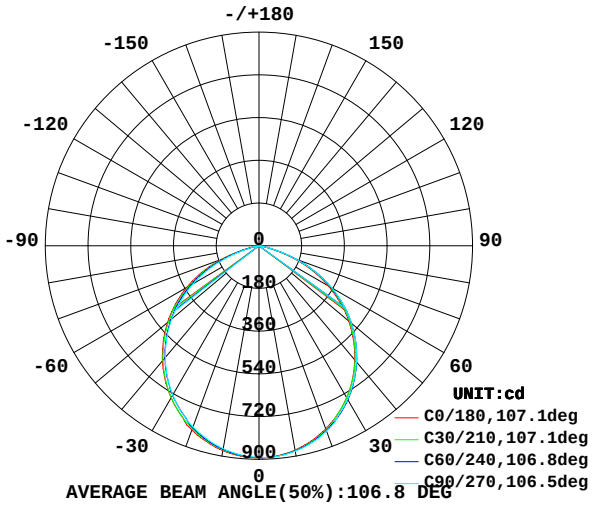

AVERAGE BEAM ANGLE(50%):106.8 DEG

C0 PLANE ISOLUX DIAGRAM (UNIT:lx)

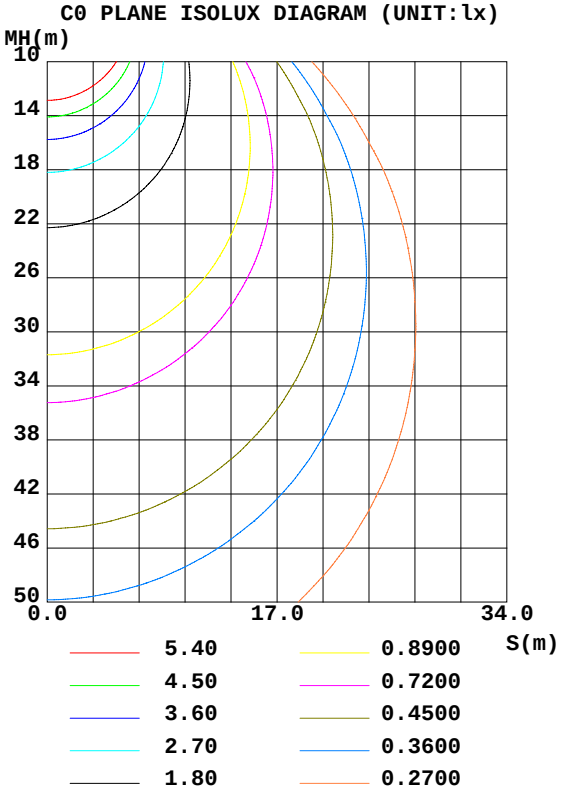

C Range: 0 - 360DEG
C Interval: 30.0DEG
Test Speed: HIGH
Temperature:25.3DEG
Operators:
Test Date:23 September 2026

γ Range: 0 - 180DEG
γ Interval: 1.0DEG
Test System:EVERFINE GO-2000A_V1 SYSTEM V2.0.295
Humidity:65.0%
Test Distance:14.200m [K=1.0000]
Remarks:

ZONAL FLUX DIAGRAM

ZONAL FLUX DIAGRAM:

γ	C0	C45	C90	C135	C180	C225	C270	C315	γ	Φ zone	Φ total	%lum,lamp
10	874.2	876.8	878.7	876.9	876.5	872.1	868.7	868.5	0- 10	84.29	84.29	3.74,3.74
20	821.8	827.8	831.3	829.5	826.3	818.8	812.3	813.5	10- 20	240.4	324.6	14.4,14.4
30	738.4	744.2	746.6	748.3	740.1	733.3	726.6	725.3	20- 30	360.7	685.4	30.4,30.4
40	627.6	635.3	639.2	642.2	632.5	622.9	613.9	612.8	30- 40	429.0	1114	49.4,49.4
50	494.4	503.8	508.3	512.1	502.2	490.9	479.7	479.0	40- 50	435.3	1550	68.7,68.7
60	336.0	348.4	352.8	359.3	351.8	336.7	320.7	322.8	50- 60	376.0	1926	85.3,85.3
70	153.9	167.1	165.2	178.0	170.3	154.4	134.8	140.3	60- 70	250.0	2176	96.4,96.4
80	9.919	13.33	15.18	17.46	14.40	11.31	8.210	8.413	70- 80	75.14	2251	99.8,99.8
90	0	0	0	0	0	0	0	0	80- 90	2.997	2254	99.9,99.9
100	0	0	0	0	0	0	0	0	90-100	0	2254	99.9,99.9
110	0	0	0	0	0	0	0	0	100-110	0	2254	99.9,99.9
120	0	0	0	0	0	0	0	0	110-120	0	2254	99.9,99.9
130	0	0	0	0	0	0	0	0	120-130	0	2254	99.9,99.9
140	0.8428	0.6161	0.5088	0.5356	0.4298	0.5886	0.7358	0.6559	130-140	0.1563	2254	99.9,99.9
150	1.606	1.418	1.366	1.345	1.246	1.358	1.498	1.413	140-150	0.6259	2255	99.9,99.9
160	2.169	2.035	1.995	1.981	1.928	2.021	2.142	2.055	150-160	0.7905	2256	100,100
170	2.583	2.503	2.477	2.476	2.477	2.530	2.597	2.537	160-170	0.6424	2256	100,100
180	2.784	2.804	2.784	2.798	2.784	2.798	2.784	2.798	170-180	0.2518	2256	100,100
DEG	LUMINOUS INTENSITY:cd									UNIT:lm		

C Range: 0 - 360DEG
C Interval: 30.0DEG
Test Speed: HIGH
Temperature:25.3DEG
Operators:
Test Date:23 September 2026

γ Range: 0 - 180DEG
γ Interval: 1.0DEG
Test System:EVERFINE GO-2000A_V1 SYSTEM V2.0.295
Humidity:65.0%
Test Distance:14.200m [K=1.0000]
Remarks:

CU AND LUMINAIRE BUDGETARY ESTIMATE DIAGRAM

Test:U:120.7V I:0.1722A P:20.61W PF:0.9918 Lamp Flux:2256.41x1 lm		
NAME:	TYPE:	WEIGHT:
SPEC.:	DIM.:	SERIAL No.:
MFR.:	SUR.:	Shielding Angle:

ρcc	80%			70%			50%			30%			10%			0
ρw	50%	30%	10%	50%	30%	10%	50%	30%	10%	50%	30%	10%	50%	30%	10%	0
ρfc	20%			20%			20%			20%			20%			0
RCR	RCR:Room Cavity Ratio			Coefficients of Utilization(CU)												
0.0	1.19	1.19	1.19	1.16	1.16	1.16	1.11	1.11	1.11	1.06	1.06	1.06	1.02	1.02	1.02	.00
1.0	1.06	1.02	.99	1.04	1.00	.97	.99	.97	.94	.96	.93	.91	.92	.90	.89	.87
2.0	.93	.87	.82	.91	.86	.81	.88	.83	.79	.85	.81	.77	.82	.78	.76	.74
3.0	.83	.75	.69	.81	.74	.68	.78	.72	.67	.75	.70	.66	.73	.68	.65	.63
4.0	.73	.65	.59	.72	.64	.58	.70	.63	.58	.67	.62	.57	.65	.60	.56	.54
5.0	.66	.57	.51	.65	.57	.51	.63	.55	.50	.61	.54	.49	.59	.53	.49	.47
6.0	.59	.51	.45	.58	.50	.44	.57	.49	.44	.55	.48	.44	.53	.48	.43	.41
7.0	.54	.45	.39	.53	.45	.39	.52	.44	.39	.50	.44	.39	.49	.43	.38	.36
8.0	.49	.41	.35	.48	.41	.35	.47	.40	.35	.46	.39	.35	.45	.39	.34	.33
9.0	.45	.37	.32	.45	.37	.32	.43	.36	.31	.42	.36	.31	.41	.35	.31	.29
10.0	.42	.34	.29	.41	.34	.29	.40	.33	.29	.39	.33	.28	.38	.33	.28	.27

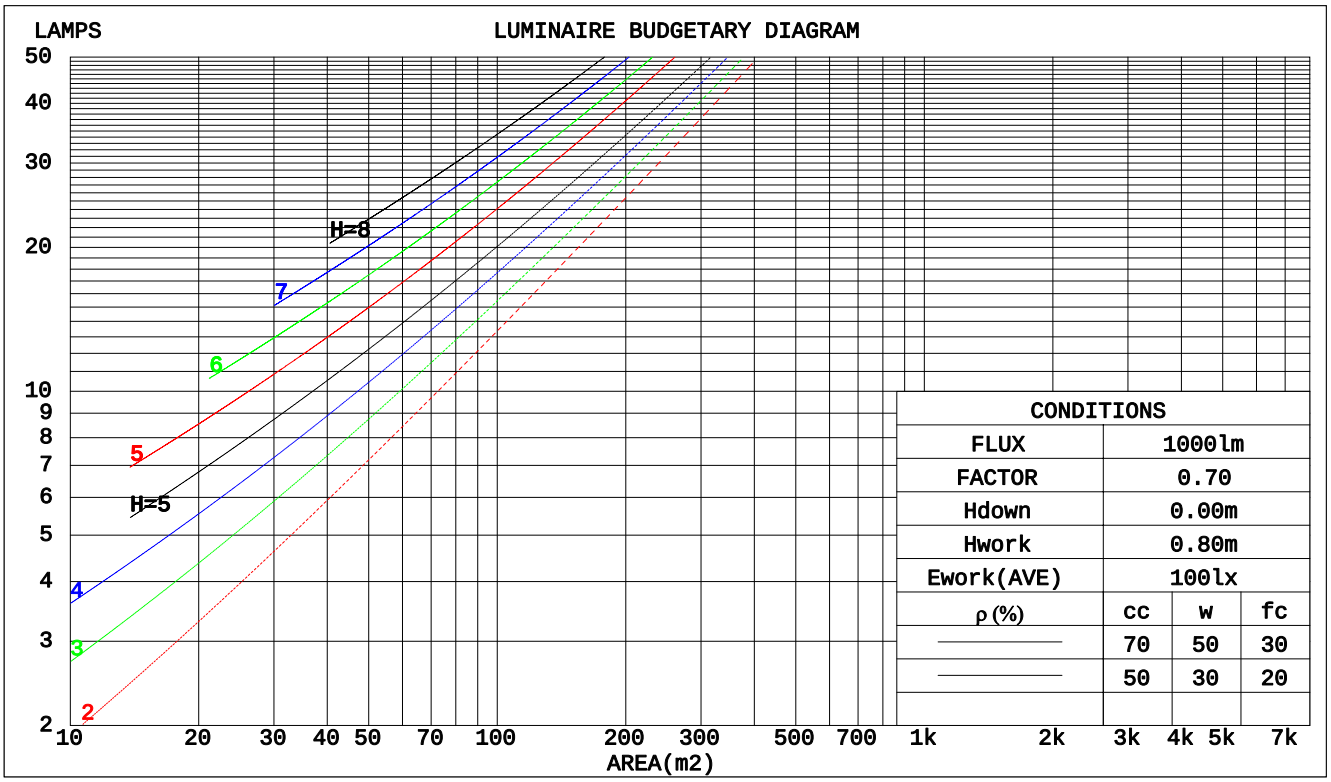

C Range: 0 - 360DEG
C Interval: 30.0DEG
Test Speed: HIGH
Temperature:25.3DEG
Operators:
Test Date:23 September 2026

γ Range: 0 - 180DEG
γ Interval: 1.0DEG
Test System:EVERFINE GO-2000A_V1 SYSTEM V2.0.295
Humidity:65.0%
Test Distance:14.200m [K=1.0000]
Remarks:

WEC AND CCEC

Test:U:120.7V I:0.1722A P:20.61W PF:0.9918 Lamp Flux:2256.41x1 lm		
NAME:	TYPE:	WEIGHT:
SPEC.:	DIM.:	SERIAL No.:
MFR.:	SUR.:	Shielding Angle:

ρcc	80%			70%			50%			30%			10%			0
ρw	50%	30%	10%	50%	30%	10%	50%	30%	10%	50%	30%	10%	50%	30%	10%	0
ρfc	20%			20%			20%			20%			20%			0
RCR	RCR:Room Cavity Ratio						Wall Exitance Coeffcients(WEC)									
0.0																
1.0	.269	.153	.049	.262	.150	.048	.249	.143	.046	.237	.137	.044	.226	.131	.042	
2.0	.264	.144	.044	.257	.142	.044	.246	.137	.042	.235	.132	.041	.225	.128	.040	
3.0	.249	.133	.040	.244	.131	.039	.234	.127	.039	.225	.123	.038	.216	.119	.037	
4.0	.234	.122	.036	.229	.120	.035	.220	.117	.035	.212	.114	.034	.204	.111	.034	
5.0	.219	.111	.032	.214	.110	.032	.206	.107	.032	.199	.105	.031	.192	.103	.031	
6.0	.204	.102	.029	.201	.101	.029	.193	.099	.029	.187	.097	.029	.181	.095	.028	
7.0	.191	.095	.027	.188	.094	.027	.182	.092	.026	.176	.090	.026	.170	.088	.026	
8.0	.180	.088	.025	.177	.087	.025	.171	.085	.024	.166	.084	.024	.160	.082	.024	
9.0	.169	.082	.023	.166	.081	.023	.161	.080	.023	.156	.078	.022	.152	.077	.022	
10.0	.159	.076	.021	.157	.076	.021	.152	.075	.021	.148	.073	.021	.144	.072	.021	

ρcc	80%			70%			50%			30%			10%			0
ρw	50%	30%	10%	50%	30%	10%	50%	30%	10%	50%	30%	10%	50%	30%	10%	0
ρfc	20%			20%			20%			20%			20%			0
RCR	RCR:Room Cavity Ratio						Ceiling Cavity Exitance Coefficients(CCEC)									
0.0	.191	.191	.191	.164	.164	.164	.112	.112	.112	.064	.064	.064	.020	.020	.020	
1.0	.178	.157	.138	.153	.135	.119	.104	.093	.082	.060	.054	.048	.019	.017	.015	
2.0	.169	.133	.102	.145	.114	.088	.099	.079	.062	.057	.046	.036	.018	.015	.012	
3.0	.161	.115	.078	.138	.099	.068	.095	.069	.047	.055	.040	.028	.018	.013	.009	
4.0	.154	.101	.061	.132	.088	.053	.091	.061	.038	.053	.036	.022	.017	.012	.007	
5.0	.147	.091	.050	.126	.079	.043	.087	.055	.031	.050	.032	.018	.016	.011	.006	
6.0	.140	.083	.041	.120	.071	.036	.083	.050	.025	.048	.029	.015	.016	.010	.005	
7.0	.133	.076	.035	.115	.066	.031	.079	.046	.022	.046	.027	.013	.015	.009	.004	
8.0	.127	.070	.030	.110	.061	.026	.076	.043	.019	.044	.025	.011	.014	.008	.004	
9.0	.122	.065	.027	.105	.056	.023	.073	.040	.017	.042	.023	.010	.014	.008	.003	
10.0	.116	.061	.024	.100	.053	.021	.069	.037	.015	.040	.022	.009	.013	.007	.003	

C Range: 0 - 360DEG
C Interval: 30.0DEG
Test Speed: HIGH
Temperature:25.3DEG
Operators:
Test Date:23 September 2026

γ Range: 0 - 180DEG
γ Interval: 1.0DEG
Test System:EVERFINE GO-2000A_V1 SYSTEM V2.0.295
Humidity:65.0%
Test Distance:14.200m [K=1.0000]
Remarks:

UGR(Unified Glare Rating) Table

Test:U:120.7V I:0.1722A P:20.61W PF:0.9918 Lamp Flux:2256.41x1 lm		
NAME:	TYPE:	WEIGHT:
SPEC.:	DIM.:	SERIAL No.:
MFR.:	SUR.:	Shielding Angle:

ceiling/cavity		0.7	0.7	0.5	0.5	0.3	0.7	0.7	0.5	0.5	0.3
walls		0.5	0.3	0.5	0.3	0.3	0.5	0.3	0.5	0.3	0.3
working plane		0.2	0.2	0.2	0.2	0.2	0.2	0.2	0.2	0.2	0.2
Room dimensions		Viewed crosswise					Viewed endwise				
x = 2H	y = 2H	31.0	32.5	31.3	32.7	32.9	31.2	32.6	31.5	32.8	33.0
	3H	32.0	33.3	32.3	33.5	33.8	32.2	33.5	32.5	33.8	34.0
	4H	32.1	33.3	32.4	33.6	33.8	32.3	33.6	32.6	33.8	34.1
	6H	32.0	33.2	32.3	33.5	33.7	32.3	33.5	32.6	33.7	34.0
	8H	32.0	33.1	32.3	33.4	33.7	32.2	33.4	32.6	33.6	33.9
	12H	31.9	33.0	32.3	33.3	33.6	32.2	33.3	32.5	33.6	33.9
4H	2H	31.5	32.8	31.9	33.1	33.3	31.7	32.9	32.0	33.2	33.4
	3H	32.6	33.7	33.0	34.0	34.3	32.8	33.9	33.1	34.2	34.5
	4H	32.7	33.7	33.1	34.1	34.4	33.0	33.9	33.3	34.3	34.6
	6H	32.7	33.6	33.1	33.9	34.3	32.9	33.8	33.3	34.1	34.5
	8H	32.6	33.5	33.1	33.8	34.2	32.9	33.7	33.3	34.1	34.4
	12H	32.6	33.3	33.0	33.7	34.1	32.8	33.6	33.3	34.0	34.4
8H	4H	32.8	33.6	33.2	33.9	34.3	33.0	33.8	33.4	34.1	34.5
	6H	32.7	33.4	33.2	33.8	34.2	32.9	33.6	33.4	34.0	34.4
	8H	32.7	33.3	33.1	33.7	34.1	32.9	33.5	33.4	33.9	34.4
	12H	32.6	33.1	33.1	33.6	34.1	32.9	33.4	33.3	33.8	34.3
12H	4H	32.7	33.4	33.1	33.8	34.2	32.9	33.7	33.3	34.0	34.4
	6H	32.7	33.3	33.1	33.7	34.1	32.9	33.5	33.4	33.9	34.4
	8H	32.6	33.1	33.1	33.6	34.1	32.9	33.4	33.3	33.8	34.3
Variations with the observer position at spacings:											
S = 1.0H		+ 0.3 / - 0.4					+ 0.3 / - 0.4				
1.5H		+ 0.3 / - 0.5					+ 0.3 / - 0.5				
2.0H		+ 0.5 / - 0.5					+ 0.5 / - 0.6				

CIE Pub.117 Corrected 2256 lm Total Lamp Luminous Flux.(8log(F/F0) = 2.8)

C Range: 0 - 360DEG
C Interval: 30.0DEG
Test Speed: HIGH
Temperature:25.3DEG
Operators:
Test Date:23 September 2026

γ Range: 0 - 180DEG
γ Interval: 1.0DEG
Test System:EVERFINE GO-2000A_V1 SYSTEM V2.0.295
Humidity:65.0%
Test Distance:14.200m [K=1.0000]
Remarks:

UTILIZATION FACTORS TABLE

Test:U:120.7V I:0.1722A P:20.61W PF:0.9918 Lamp Flux:2256.41x1 lm		
NAME:	TYPE:	WEIGHT:
SPEC.:	DIM.:	SERIAL No.:
MFR.:	SUR.:	Shielding Angle:

REFLECTANCE										
Ceiling	0.8	0.8	0.8	0.7	0.7	0.7	0.5	0.5	0.5	0
Walls	0.7	0.5	0.3	0.7	0.5	0.3	0.7	0.5	0.3	0
Working plane	0.2	0.2	0.2	0.2	0.2	0.2	0.2	0.2	0.2	0
ROOM INDEX	UTILIZATION FACTORS(PERCENT) k(RI) x RCR = 5									
k = 0.60	60	49	42	59	48	42	58	48	42	35
0.80	70	59	52	69	59	52	68	58	52	45
1.00	79	69	62	78	68	62	76	69	61	54
1.25	86	76	70	85	76	69	82	74	69	62
1.50	91	82	76	89	81	75	87	79	74	67
2.00	98	90	84	96	89	83	93	87	82	75
2.50	101	94	89	99	93	88	96	90	86	78
3.00	104	98	93	102	97	92	98	94	90	82
4.00	108	103	99	106	101	98	102	98	95	86
5.00	110	106	102	108	104	101	103	100	98	89
ROOM INDEX	UF(total)									Direct
According to DIN EN 13032-2 2004				Suspended					SHRNOM = 1.25	

C Range: 0 - 360DEG
C Interval: 30.0DEG
Test Speed: HIGH
Temperature:25.3DEG
Operators:
Test Date:23 September 2026

γ Range: 0 - 180DEG
γ Interval: 1.0DEG
Test System:EVERFINE GO-2000A_V1 SYSTEM V2.0.295
Humidity:65.0%
Test Distance:14.200m [K=1.0000]
Remarks:

ISOCANDELA DIAGRAM

Test:U:120.7V I:0.1722A P:20.61W PF:0.9918 Lamp Flux:2256.41x1 lm		
NAME:	TYPE:	WEIGHT:
SPEC.:	DIM.:	SERIAL No.:
MFR.:	SUR.:	Shielding Angle:

Conical surface Flux(90deg):
1335.3 lm
%lum = 59.2%
%lamp = 59.2%

Conical surface Flux(120deg):
1925.8 lm
%lum = 85.3%
%lamp = 85.3%

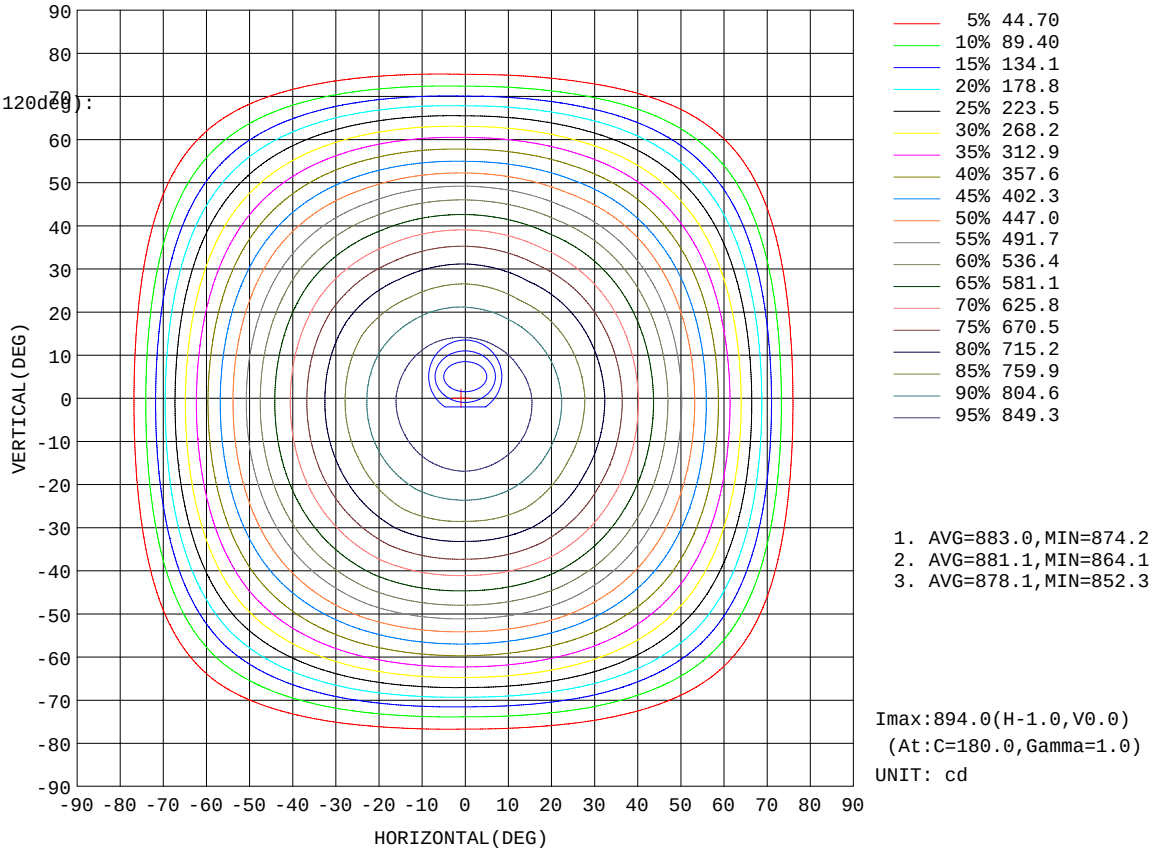

1. AVG=883.0,MIN=874.2
2. AVG=881.1,MIN=864.1
3. AVG=878.1,MIN=852.3

Imax:894.0(H-1.0,V0.0)
(At:C=180.0,Gamma=1.0)
UNIT: cd

C Range: 0 - 360DEG
C Interval: 30.0DEG
Test Speed: HIGH
Temperature:25.3DEG
Operators:
Test Date:23 September 2026

γ Range: 0 - 180DEG
γ Interval: 1.0DEG
Test System:EVERFINE GO-2000A_V1 SYSTEM V2.0.295
Humidity:65.0%
Test Distance:14.200m [K=1.0000]
Remarks:

AAI Figure

Test:U:120.7V I:0.1722A P:20.61W PF:0.9918 Lamp Flux:2256.41x1 lm		
NAME:	TYPE:	WEIGHT:
SPEC.:	DIM.:	SERIAL No.:
MFR.:	SUR.:	Shielding Angle:

Flux out:1711 lm

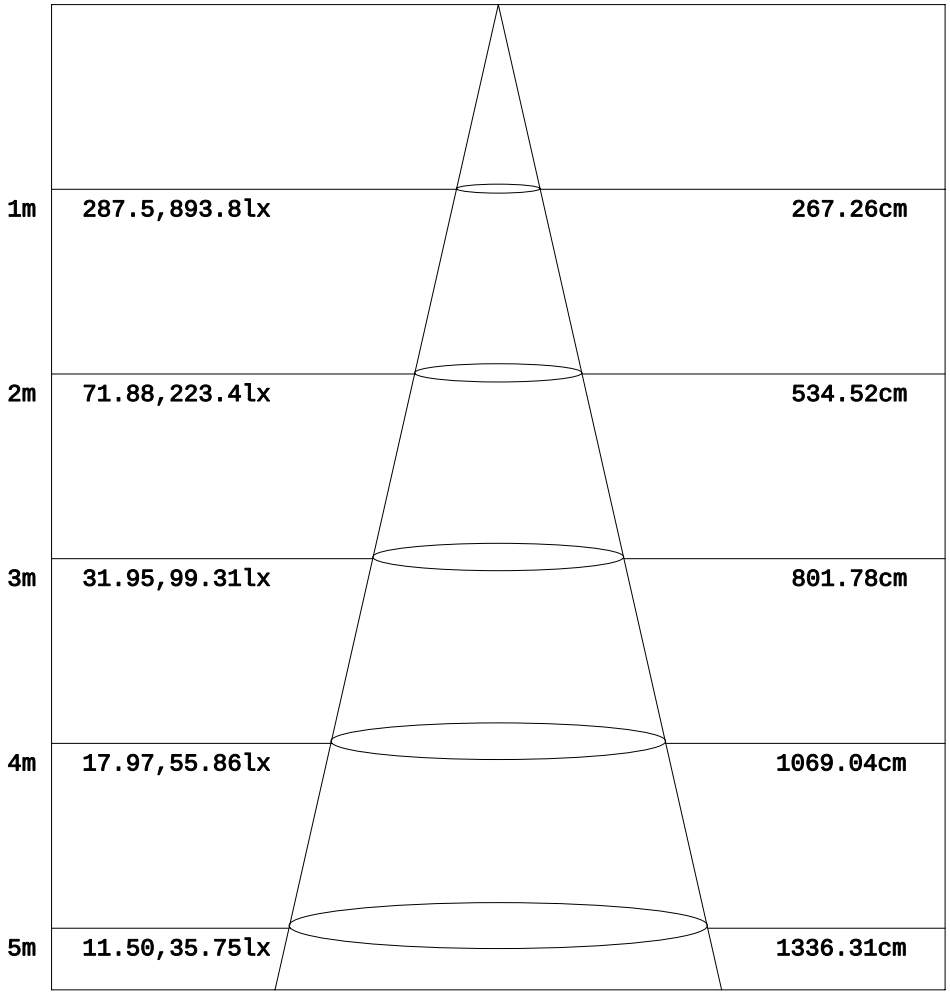

Note:The Curves indicate the illuminated area and the average illumination when the luminaire is at different distance.

C Range: 0 - 360DEG
C Interval: 30.0DEG
Test Speed: HIGH
Temperature:25.3DEG
Operators:
Test Date:23 September 2026

γ Range: 0 - 180DEG
γ Interval: 1.0DEG
Test System:EVERFINE GO-2000A_V1 SYSTEM V2.0.295
Humidity:65.0%
Test Distance:14.200m [K=1.0000]
Remarks:

ISOLUX DIAGRAM

Test:U:120.7V I:0.1722A P:20.61W PF:0.9918 Lamp Flux:2256.41x1 lm		
NAME:	TYPE:	WEIGHT:
SPEC.:	DIM.:	SERIAL No.:
MFR.:	SUR.:	Shielding Angle:

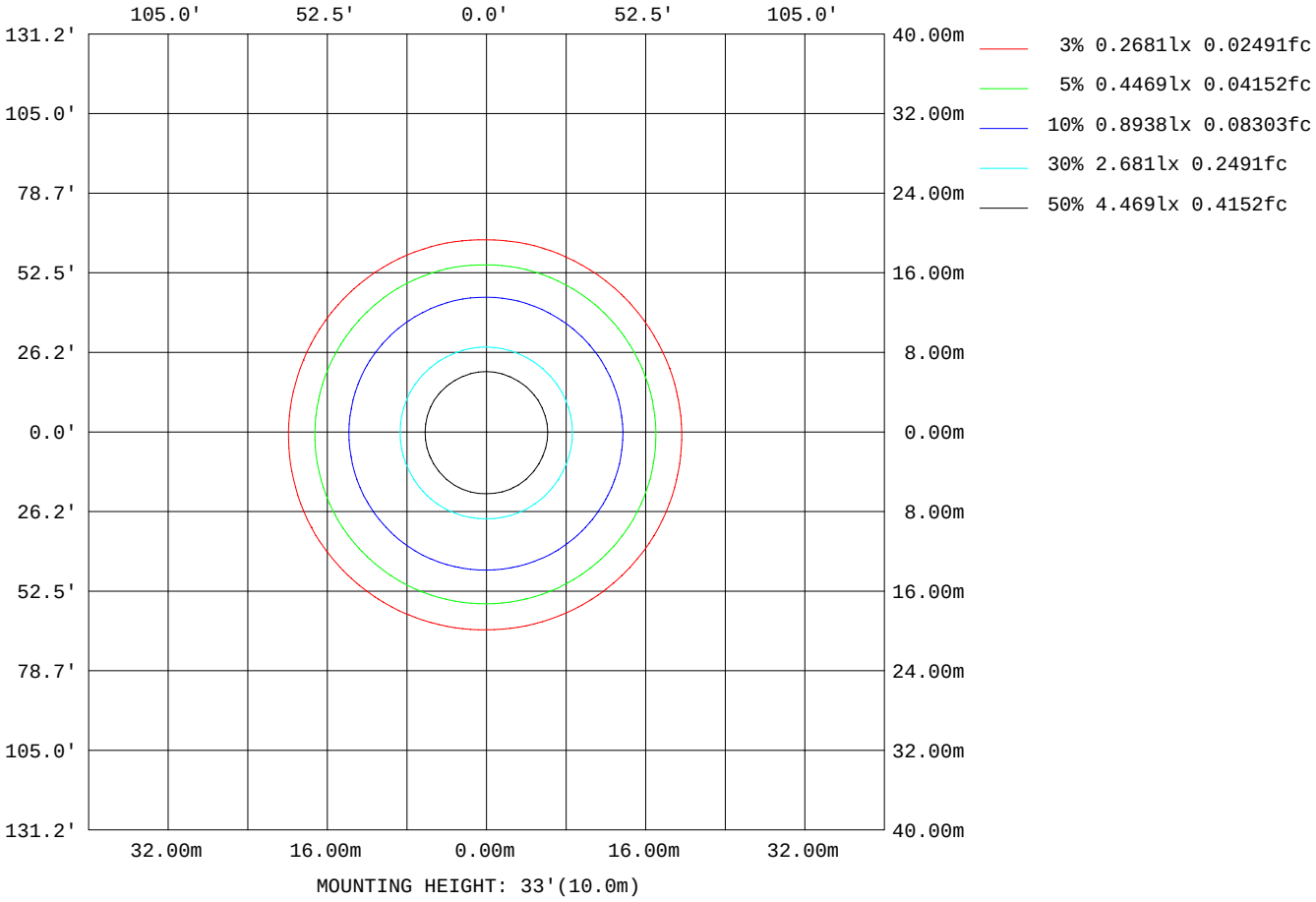

C Range: 0 - 360DEG
C Interval: 30.0DEG
Test Speed: HIGH
Temperature:25.3DEG
Operators:
Test Date:23 September 2026

γ Range: 0 - 180DEG
γ Interval: 1.0DEG
Test System:EVERFINE GO-2000A_V1 SYSTEM V2.0.295
Humidity:65.0%
Test Distance:14.200m [K=1.0000]
Remarks:

LED Avg.L Report

Test:U:120.7V I:0.1722A P:20.61W PF:0.9918 Lamp Flux:2256.41x1 lm		
NAME:	TYPE:	WEIGHT:
SPEC.:	DIM.:	SERIAL No.:
MFR.:	SUR.:	Shielding Angle:

AvgL	cd/m2
L_0~180(65)av	152575
L_0~180(75)av	63681
L_0~180(85)av	2162
L_90~270(65)av	146784
L_90~270(75)av	55812
L_90~270(85)av	4102
L_45(65)av	151446
L_45(75)av	63145
L_45(85)av	3707

Standard: GB/T 29293-2012

C Range: 0 - 360DEG
C Interval: 30.0DEG
Test Speed: HIGH
Temperature:25.3DEG
Operators:
Test Date:23 September 2026

γ Range: 0 - 180DEG
γ Interval: 1.0DEG
Test System:EVERFINE GO-2000A_V1 SYSTEM V2.0.295
Humidity:65.0%
Test Distance:14.200m [K=1.0000]
Remarks:

Planar Illuminance Curve

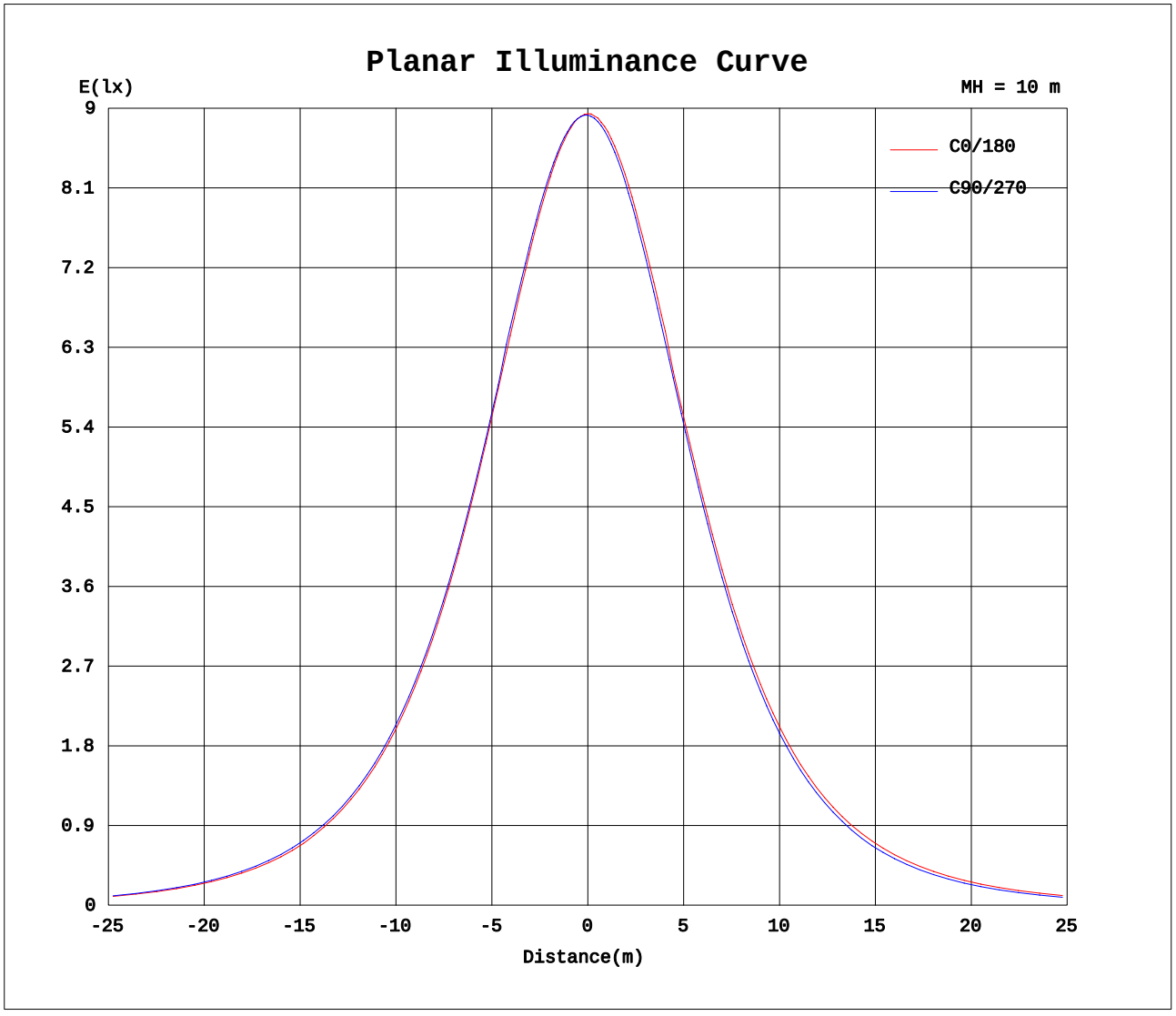

C Range: 0 - 360DEG
C Interval: 30.0DEG
Test Speed: HIGH
Temperature:25.3DEG
Operators:
Test Date:23 September 2026

γ Range: 0 - 180DEG
γ Interval: 1.0DEG
Test System:EVERFINE GO-2000A_V1 SYSTEM V2.0.295
Humidity:65.0%
Test Distance:14.200m [K=1.0000]
Remarks:

LUMINOUS DISTRIBUTION INTENSITY DATA

Test:U:120.7V I:0.1722A P:20.61W PF:0.9918 Lamp Flux:2256.41x1 lm		
NAME:	TYPE:	WEIGHT:
SPEC.:	DIM.:	SERIAL No.:
MFR.:	SUR.:	Shielding Angle:

Table--1 UNIT: cd

γ (DEG) \ C(DEG)	0	30	60	90	120	150	180	210	240	270	300	330
0	894	893	893	892	891	891	894	893	893	892	891	891
5	888	890	890	890	890	888	890	888	887	885	884	884
10	874	876	877	879	878	876	876	873	871	869	868	869
15	852	855	857	859	859	856	854	851	848	844	844	846
20	822	826	829	831	831	828	826	821	817	812	813	814
25	784	783	793	790	796	787	784	784	773	773	767	776
30	738	739	749	747	753	744	740	739	727	727	721	730
35	687	688	698	696	702	695	690	687	675	673	667	676
40	628	630	640	639	646	638	633	629	616	614	608	617
45	563	567	577	577	584	576	570	566	553	549	544	553
50	494	499	509	508	515	509	502	498	484	480	475	483
55	418	425	434	434	442	437	430	422	411	401	400	405
60	336	346	351	353	359	360	352	342	332	321	320	325
65	250	260	265	264	272	276	266	255	245	232	233	239
70	154	165	169	165	175	181	170	160	149	135	137	143
75	59.3	68.3	72.2	69.8	78.2	81.7	72.6	64.4	56.1	45.7	47.2	51.7
80	9.92	12.4	14.3	15.2	17.2	17.8	14.4	12.3	10.3	8.21	8.14	8.68
85	0.56	1.04	1.38	1.83	1.88	1.62	0.94	1.21	1.36	1.03	0.89	0.78
90	0.00	0.00	0.00	0.00	0.00	0.00	0.00	0.00	0.00	0.00	0.00	0.00
95	0.00	0.00	0.00	0.00	0.00	0.00	0.00	0.00	0.00	0.00	0.00	0.00
100	0.00	0.00	0.00	0.00	0.00	0.00	0.00	0.00	0.00	0.00	0.00	0.00
105	0.00	0.00	0.00	0.00	0.00	0.00	0.00	0.00	0.00	0.00	0.00	0.00
110	0.00	0.00	0.00	0.00	0.00	0.00	0.00	0.00	0.00	0.00	0.00	0.00
115	0.00	0.00	0.00	0.00	0.00	0.00	0.00	0.00	0.00	0.00	0.00	0.00
120	0.00	0.00	0.00	0.00	0.00	0.00	0.00	0.00	0.00	0.00	0.00	0.00
125	0.00	0.00	0.00	0.00	0.00	0.00	0.00	0.00	0.00	0.00	0.00	0.00
130	0.00	0.00	0.00	0.00	0.00	0.00	0.00	0.00	0.00	0.00	0.00	0.00
135	0.39	0.23	0.09	0.06	0.03	0.12	0.00	0.09	0.19	0.29	0.24	0.19
140	0.84	0.68	0.55	0.51	0.50	0.58	0.43	0.53	0.64	0.74	0.70	0.61
145	1.24	1.10	0.98	0.95	0.94	1.00	0.84	0.94	1.02	1.14	1.09	0.99
150	1.61	1.46	1.38	1.37	1.31	1.38	1.25	1.31	1.41	1.50	1.45	1.38
155	1.91	1.78	1.70	1.69	1.63	1.73	1.61	1.65	1.74	1.85	1.78	1.71
160	2.17	2.05	2.02	1.99	1.95	2.01	1.93	1.98	2.06	2.14	2.10	2.01
165	2.41	2.30	2.29	2.26	2.21	2.26	2.22	2.26	2.32	2.38	2.38	2.28
170	2.58	2.50	2.50	2.48	2.46	2.49	2.48	2.53	2.53	2.60	2.58	2.49
175	2.69	2.69	2.72	2.68	2.68	2.68	2.66	2.72	2.72	2.70	2.73	2.69
180	2.78	2.80	2.81	2.78	2.80	2.80	2.78	2.80	2.80	2.78	2.81	2.78

C Range: 0 - 360DEG
C Interval: 30.0DEG
Test Speed: HIGH
Temperature:25.3DEG
Operators:
Test Date:23 September 2026

γ Range: 0 - 180DEG
γ Interval: 1.0DEG
Test System:EVERFINE GO-2000A_V1 SYSTEM V2.0.295
Humidity:65.0%
Test Distance:14.200m [K=1.0000]
Remarks: