LUMINAIRE PHOTOMETRIC TEST REPORT

Test:U:120.7V I:0.1686A P:20.18W PF:0.9917 Lamp Flux:2343.41x1 lm		
NAME:	TYPE:	WEIGHT:
SPEC.:	DIM.:	SERIAL No.:
MFR.:	SUR.:	Shielding Angle:

DATA OF LAMP		PHOTOMETRIC DATA Eff: 116.14 lm/W			
MODEL: PT-CDL-S38-DD-5C3P-4-22w-3500k		Imax(cd)	925.7	S/MH(C0/180)	1.24
NOMINAL POWER(W)	22	LOR(%)	100.0	S/MH(C90/270)	1.22
RATED VOLTAGE(V)	120	TOTAL FLUX(lm)	2343.4	η UP,DN(C0-180)	0.1,51.1
NOMINAL FLUX(lm)	2343.41	CIE CLASS	DIRECT	η UP,DN(C180-360)	0.1,48.8
LAMPS INSIDE	1	η up(%)	0.1	CIBSE SHR NOM	1.25
TEST VOLTAGE(V)	120	η down(%)	99.9	CIBSE SHR MAX	1.35

LUMINOUS INTENSITY DISTRIBUTION DIAGRAM

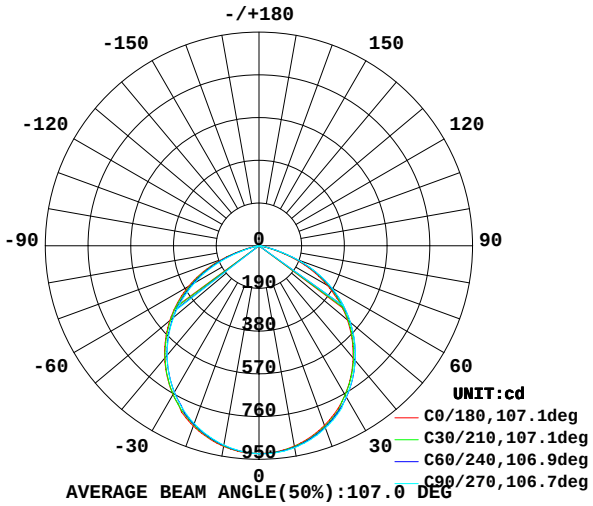

AVERAGE BEAM ANGLE(50%):107.0 DEG

C0 PLANE ISOLUX DIAGRAM (UNIT:lx)

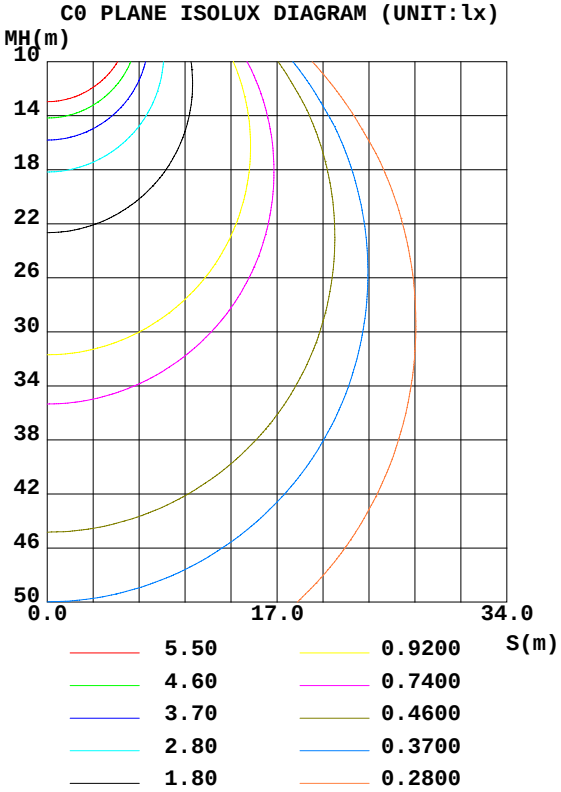

C Range: 0 - 360DEG
C Interval: 30.0DEG
Test Speed: HIGH
Temperature:25.3DEG
Operators:
Test Date:23 September 2026

γ Range: 0 - 180DEG
γ Interval: 1.0DEG
Test System:EVERFINE GO-2000A_V1 SYSTEM V2.0.295
Humidity:65.0%
Test Distance:14.200m [K=1.0000]
Remarks:

ZONAL FLUX DIAGRAM

ZONAL FLUX DIAGRAM:

γ	C0	C45	C90	C135	C180	C225	C270	C315	γ	Φ zone	Φ total	%lum,lamp
10	904.7	908.5	912.5	910.5	906.3	902.4	900.3	901.1	0- 10	87.35	87.35	3.73,3.73
20	850.9	857.6	863.1	861.2	853.3	846.8	841.1	843.6	10- 20	249.1	336.4	14.4,14.4
30	766.0	772.3	776.0	777.6	764.5	758.0	753.0	752.4	20- 30	374.4	710.8	30.3,30.3
40	651.3	660.0	665.5	667.3	652.6	643.3	635.5	635.7	30- 40	444.8	1156	49.3,49.3
50	513.6	524.4	531.2	533.2	517.9	506.4	496.4	497.2	40- 50	451.5	1607	68.6,68.6
60	350.4	364.4	373.5	375.5	361.4	346.2	330.8	334.8	50- 60	390.7	1998	85.3,85.3
70	162.4	177.2	182.8	188.7	173.1	156.9	137.5	145.2	60- 70	260.5	2258	96.4,96.4
80	11.04	15.02	18.14	19.06	14.17	10.79	7.778	8.439	70- 80	79.01	2337	99.7,99.7
90	0	0	0	0	0	0	0	0	80- 90	3.166	2340	99.9,99.9
100	0	0	0	0	0	0	0	0	90-100	0	2340	99.9,99.9
110	0	0	0	0	0	0	0	0	100-110	0	2340	99.9,99.9
120	0	0	0	0	0	0	0	0	110-120	0	2340	99.9,99.9
130	0.0928	0.0000	0	0	0	0.0000	0	0.0005	120-130	0.0003	2340	99.9,99.9
140	1.030	0.7961	0.7104	0.7365	0.6428	0.7903	0.9632	0.8699	130-140	0.2651	2341	99.9,99.9
150	1.806	1.626	1.567	1.586	1.446	1.586	1.753	1.654	140-150	0.7598	2342	99.9,99.9
160	2.409	2.276	2.249	2.242	2.156	2.256	2.423	2.302	150-160	0.8999	2342	100,100
170	2.811	2.757	2.745	2.751	2.744	2.791	2.864	2.818	160-170	0.7152	2343	100,100
180	3.039	3.079	3.065	3.079	3.052	3.079	3.065	3.086	170-180	0.2772	2343	100,100
DEG	LUMINOUS INTENSITY:cd									UNIT:lm		

C Range: 0 - 360DEG
C Interval: 30.0DEG
Test Speed: HIGH
Temperature:25.3DEG
Operators:
Test Date:23 September 2026

γ Range: 0 - 180DEG
γ Interval: 1.0DEG
Test System:EVERFINE GO-2000A_V1 SYSTEM V2.0.295
Humidity:65.0%
Test Distance:14.200m [K=1.0000]
Remarks:

CU AND LUMINAIRE BUDGETARY ESTIMATE DIAGRAM

Test:U:120.7V I:0.1686A P:20.18W PF:0.9917 Lamp Flux:2343.41x1 lm		
NAME:	TYPE:	WEIGHT:
SPEC.:	DIM.:	SERIAL No.:
MFR.:	SUR.:	Shielding Angle:

ρcc	80%			70%			50%			30%			10%			0
ρw	50%	30%	10%	50%	30%	10%	50%	30%	10%	50%	30%	10%	50%	30%	10%	0
ρfc	20%			20%			20%			20%			20%			0
RCR	RCR:Room Cavity Ratio			Coefficients of Utilization(CU)												
0.0	1.19	1.19	1.19	1.16	1.16	1.16	1.11	1.11	1.11	1.06	1.06	1.06	1.02	1.02	1.02	.00
1.0	1.06	1.02	.99	1.04	1.00	.97	.99	.97	.94	.96	.93	.91	.92	.90	.89	.87
2.0	.93	.87	.82	.91	.86	.81	.88	.83	.79	.85	.81	.77	.82	.78	.76	.73
3.0	.82	.75	.69	.81	.74	.68	.78	.72	.67	.75	.70	.66	.73	.68	.65	.63
4.0	.73	.65	.59	.72	.64	.58	.70	.63	.58	.67	.61	.57	.65	.60	.56	.54
5.0	.66	.57	.51	.65	.57	.51	.63	.55	.50	.61	.54	.49	.59	.53	.49	.47
6.0	.59	.51	.44	.58	.50	.44	.57	.49	.44	.55	.48	.43	.53	.48	.43	.41
7.0	.54	.45	.39	.53	.45	.39	.51	.44	.39	.50	.44	.39	.49	.43	.38	.36
8.0	.49	.41	.35	.48	.41	.35	.47	.40	.35	.46	.39	.35	.45	.39	.34	.33
9.0	.45	.37	.32	.45	.37	.32	.43	.36	.31	.42	.36	.31	.41	.35	.31	.29
10.0	.42	.34	.29	.41	.34	.29	.40	.33	.29	.39	.33	.28	.38	.32	.28	.27

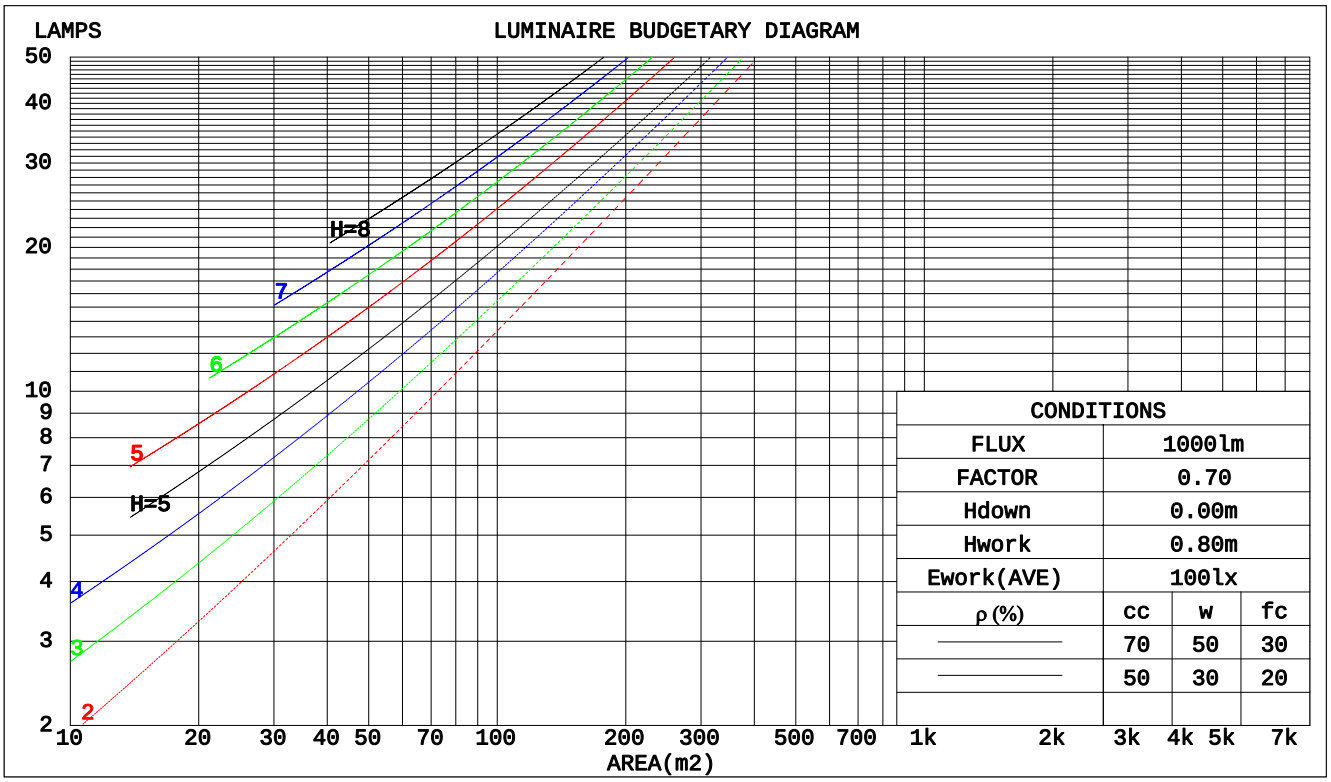

C Range: 0 - 360DEG
C Interval: 30.0DEG
Test Speed: HIGH
Temperature:25.3DEG
Operators:
Test Date:23 September 2026

γ Range: 0 - 180DEG
γ Interval: 1.0DEG
Test System:EVERFINE GO-2000A_V1 SYSTEM V2.0.295
Humidity:65.0%
Test Distance:14.200m [K=1.0000]
Remarks:

WEC AND CCEC

Test:U:120.7V I:0.1686A P:20.18W PF:0.9917 Lamp Flux:2343.41x1 lm		
NAME:	TYPE:	WEIGHT:
SPEC.:	DIM.:	SERIAL No.:
MFR.:	SUR.:	Shielding Angle:

ρcc	80%			70%			50%			30%			10%			0
ρw	50%	30%	10%	50%	30%	10%	50%	30%	10%	50%	30%	10%	50%	30%	10%	0
ρfc	20%			20%			20%			20%			20%			0
RCR	RCR:Room Cavity Ratio						Wall Exitance Coeffcients(WEC)									
0.0																
1.0	.270	.153	.049	.263	.150	.048	.250	.143	.046	.238	.137	.044	.226	.131	.042	
2.0	.264	.145	.044	.258	.142	.044	.246	.137	.043	.236	.132	.041	.226	.128	.040	
3.0	.250	.133	.040	.244	.131	.039	.234	.127	.039	.225	.123	.038	.216	.120	.037	
4.0	.234	.122	.036	.229	.120	.035	.220	.117	.035	.212	.114	.034	.204	.111	.034	
5.0	.219	.111	.032	.215	.110	.032	.206	.108	.032	.199	.105	.031	.192	.103	.031	
6.0	.205	.103	.029	.201	.101	.029	.194	.099	.029	.187	.097	.029	.181	.095	.028	
7.0	.192	.095	.027	.188	.094	.027	.182	.092	.026	.176	.090	.026	.170	.088	.026	
8.0	.180	.088	.025	.177	.087	.025	.171	.085	.024	.166	.084	.024	.161	.082	.024	
9.0	.169	.082	.023	.166	.081	.023	.161	.080	.023	.156	.078	.022	.152	.077	.022	
10.0	.159	.076	.021	.157	.076	.021	.152	.075	.021	.148	.073	.021	.144	.072	.021	

ρcc	80%			70%			50%			30%			10%			0
ρw	50%	30%	10%	50%	30%	10%	50%	30%	10%	50%	30%	10%	50%	30%	10%	0
ρfc	20%			20%			20%			20%			20%			0
RCR	RCR:Room Cavity Ratio						Ceiling Cavity Exitance Coefficients(CCEC)									
0.0	.191	.191	.191	.164	.164	.164	.112	.112	.112	.064	.064	.064	.021	.021	.021	
1.0	.178	.157	.138	.153	.135	.119	.104	.093	.082	.060	.054	.048	.019	.017	.016	
2.0	.169	.133	.102	.145	.114	.088	.099	.079	.062	.057	.046	.036	.018	.015	.012	
3.0	.162	.115	.078	.138	.099	.068	.095	.069	.048	.055	.040	.028	.018	.013	.009	
4.0	.154	.102	.062	.132	.088	.053	.091	.061	.038	.053	.036	.022	.017	.012	.007	
5.0	.147	.091	.050	.126	.079	.043	.087	.055	.031	.050	.032	.018	.016	.011	.006	
6.0	.140	.083	.041	.120	.072	.036	.083	.050	.026	.048	.029	.015	.016	.010	.005	
7.0	.134	.076	.035	.115	.066	.031	.079	.046	.022	.046	.027	.013	.015	.009	.004	
8.0	.127	.070	.030	.110	.061	.027	.076	.043	.019	.044	.025	.011	.014	.008	.004	
9.0	.122	.065	.027	.105	.056	.023	.073	.040	.017	.042	.023	.010	.014	.008	.003	
10.0	.116	.061	.024	.100	.053	.021	.069	.037	.015	.041	.022	.009	.013	.007	.003	

C Range: 0 - 360DEG
C Interval: 30.0DEG
Test Speed: HIGH
Temperature:25.3DEG
Operators:
Test Date:23 September 2026

γ Range: 0 - 180DEG
γ Interval: 1.0DEG
Test System:EVERFINE GO-2000A_V1 SYSTEM V2.0.295
Humidity:65.0%
Test Distance:14.200m [K=1.0000]
Remarks:

UGR(Unified Glare Rating) Table

Test:U:120.7V I:0.1686A P:20.18W PF:0.9917 Lamp Flux:2343.41x1 lm		
NAME:	TYPE:	WEIGHT:
SPEC.:	DIM.:	SERIAL No.:
MFR.:	SUR.:	Shielding Angle:

ceiling/cavity	0.7	0.7	0.5	0.5	0.3	0.7	0.7	0.5	0.5	0.3
walls	0.5	0.3	0.5	0.3	0.3	0.5	0.3	0.5	0.3	0.3
working plane	0.2	0.2	0.2	0.2	0.2	0.2	0.2	0.2	0.2	0.2
Room dimensions	Viewed crosswise					Viewed endwise				
x = 2H y = 2H	31.2	32.6	31.4	32.8	33.0	31.4	32.8	31.7	33.0	33.2
3H	32.2	33.5	32.5	33.7	34.0	32.5	33.8	32.8	34.0	34.3
4H	32.3	33.5	32.6	33.8	34.0	32.6	33.9	32.9	34.1	34.4
6H	32.2	33.4	32.5	33.6	33.9	32.6	33.8	32.9	34.0	34.3
8H	32.1	33.3	32.5	33.6	33.9	32.5	33.7	32.9	33.9	34.2
12H	32.1	33.2	32.4	33.5	33.8	32.5	33.6	32.8	33.9	34.2
4H 2H	31.7	33.0	32.0	33.2	33.5	31.9	33.1	32.2	33.4	33.6
3H	32.8	33.9	33.1	34.2	34.5	33.0	34.1	33.4	34.4	34.7
4H	32.9	33.9	33.3	34.2	34.6	33.2	34.2	33.6	34.6	34.9
6H	32.9	33.8	33.3	34.1	34.5	33.2	34.1	33.6	34.4	34.8
8H	32.8	33.7	33.3	34.0	34.4	33.2	34.0	33.6	34.4	34.7
12H	32.8	33.5	33.2	33.9	34.3	33.1	33.9	33.6	34.3	34.7
8H 4H	33.0	33.8	33.4	34.1	34.5	33.2	34.1	33.7	34.4	34.8
6H	32.9	33.6	33.4	34.0	34.4	33.2	33.9	33.7	34.3	34.7
8H	32.9	33.5	33.3	33.9	34.3	33.2	33.8	33.7	34.2	34.7
12H	32.8	33.3	33.3	33.8	34.3	33.2	33.7	33.6	34.1	34.6
12H 4H	32.9	33.7	33.3	34.0	34.4	33.2	33.9	33.6	34.3	34.7
6H	32.9	33.5	33.3	33.9	34.3	33.2	33.8	33.7	34.2	34.7
8H	32.8	33.3	33.3	33.8	34.3	33.2	33.7	33.6	34.1	34.6

Variations with the observer position at spacings:		
S = 1.0H	+ 0.3 / - 0.4	+ 0.3 / - 0.4
1.5H	+ 0.3 / - 0.5	+ 0.3 / - 0.5
2.0H	+ 0.5 / - 0.5	+ 0.5 / - 0.6

CIE Pub.117 Corrected 2343 lm Total Lamp Luminous Flux.(8log(F/F0) = 3.0)

C Range: 0 - 360DEG
C Interval: 30.0DEG
Test Speed: HIGH
Temperature:25.3DEG
Operators:
Test Date:23 September 2026

γ Range: 0 - 180DEG
γ Interval: 1.0DEG
Test System:EVERFINE GO-2000A_V1 SYSTEM V2.0.295
Humidity:65.0%
Test Distance:14.200m [K=1.0000]
Remarks:

UTILIZATION FACTORS TABLE

Test:U:120.7V I:0.1686A P:20.18W PF:0.9917 Lamp Flux:2343.41x1 lm		
NAME:	TYPE:	WEIGHT:
SPEC.:	DIM.:	SERIAL No.:
MFR.:	SUR.:	Shielding Angle:

REFLECTANCE										
Ceiling	0.8	0.8	0.8	0.7	0.7	0.7	0.5	0.5	0.5	0
Walls	0.7	0.5	0.3	0.7	0.5	0.3	0.7	0.5	0.3	0
Working plane	0.2	0.2	0.2	0.2	0.2	0.2	0.2	0.2	0.2	0
ROOM INDEX	UTILIZATION FACTORS(PERCENT) k(RI) x RCR = 5									
k = 0.60	60	49	42	59	48	42	58	48	42	35
0.80	70	59	52	69	59	52	68	58	52	45
1.00	79	69	62	78	68	61	76	69	61	54
1.25	86	76	70	85	76	69	82	74	69	62
1.50	91	82	76	89	81	75	86	79	74	67
2.00	98	90	84	96	89	83	92	87	82	74
2.50	101	94	89	99	93	88	96	90	86	78
3.00	104	98	93	102	97	92	98	94	90	82
4.00	108	103	99	106	101	98	102	98	95	86
5.00	110	106	102	108	104	101	103	100	98	89
ROOM INDEX	UF(total)									Direct
According to DIN EN 13032-2 2004				Suspended					SHRNOM = 1.25	

C Range: 0 - 360DEG
C Interval: 30.0DEG
Test Speed: HIGH
Temperature:25.3DEG
Operators:
Test Date:23 September 2026

γ Range: 0 - 180DEG
γ Interval: 1.0DEG
Test System:EVERFINE GO-2000A_V1 SYSTEM V2.0.295
Humidity:65.0%
Test Distance:14.200m [K=1.0000]
Remarks:

ISOCANDELA DIAGRAM

Test:U:120.7V I:0.1686A P:20.18W PF:0.9917 Lamp Flux:2343.41x1 lm		
NAME:	TYPE:	WEIGHT:
SPEC.:	DIM.:	SERIAL No.:
MFR.:	SUR.:	Shielding Angle:

Conical surface Flux(90deg):
1384.6 lm
%lum = 59.1%
%lamp = 59.1%

Conical surface Flux(120deg):
1997.8 lm
%lum = 85.3%
%lamp = 85.3%

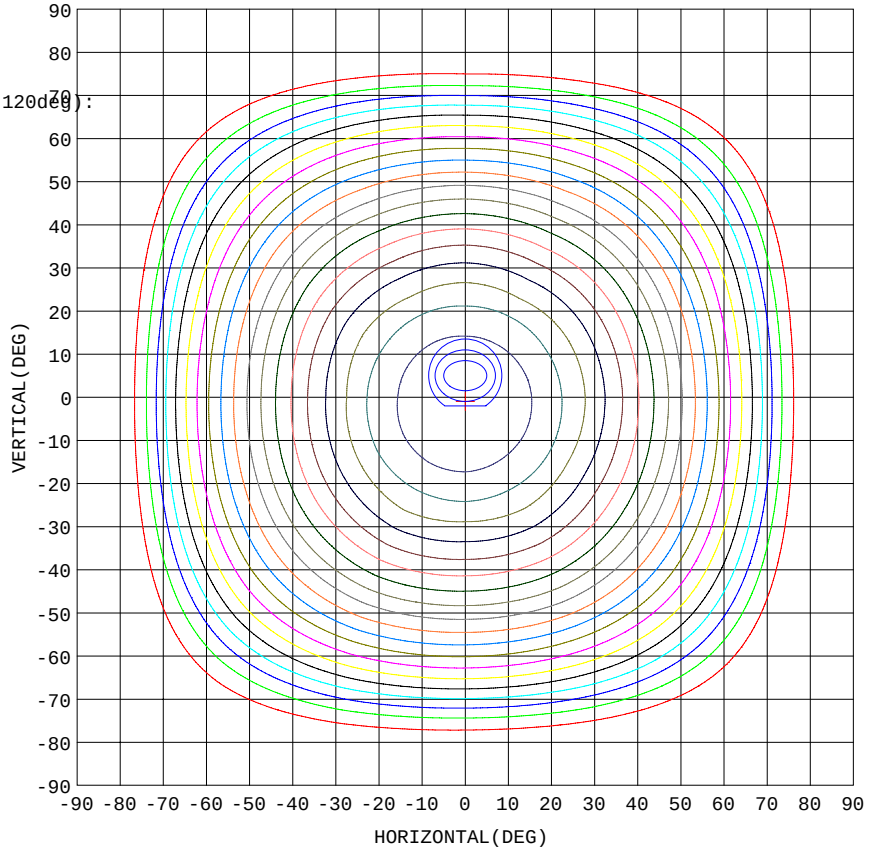

5% 46.28
10% 92.57
15% 138.9
20% 185.1
25% 231.4
30% 277.7
35% 324.0
40% 370.3
45% 416.6
50% 462.8
55% 509.1
60% 555.4
65% 601.7
70% 648.0
75% 694.3
80% 740.5
85% 786.8
90% 833.1
95% 879.4

1. AVG=915.3,MIN=905.9
2. AVG=913.1,MIN=895.7
3. AVG=909.9,MIN=882.9

Imax:925.7(H0.0,V-1.0)
(At:C=120.0,Gamma=0.0)
UNIT: cd

C Range: 0 - 360DEG
C Interval: 30.0DEG
Test Speed: HIGH
Temperature:25.3DEG
Operators:
Test Date:23 September 2026

γ Range: 0 - 180DEG
γ Interval: 1.0DEG
Test System:EVERFINE GO-2000A_V1 SYSTEM V2.0.295
Humidity:65.0%
Test Distance:14.200m [K=1.0000]
Remarks:

AAI Figure

Test:U:120.7V I:0.1686A P:20.18W PF:0.9917 Lamp Flux:2343.41x1 lm		
NAME:	TYPE:	WEIGHT:
SPEC.:	DIM.:	SERIAL No.:
MFR.:	SUR.:	Shielding Angle:

Flux out:1775 lm

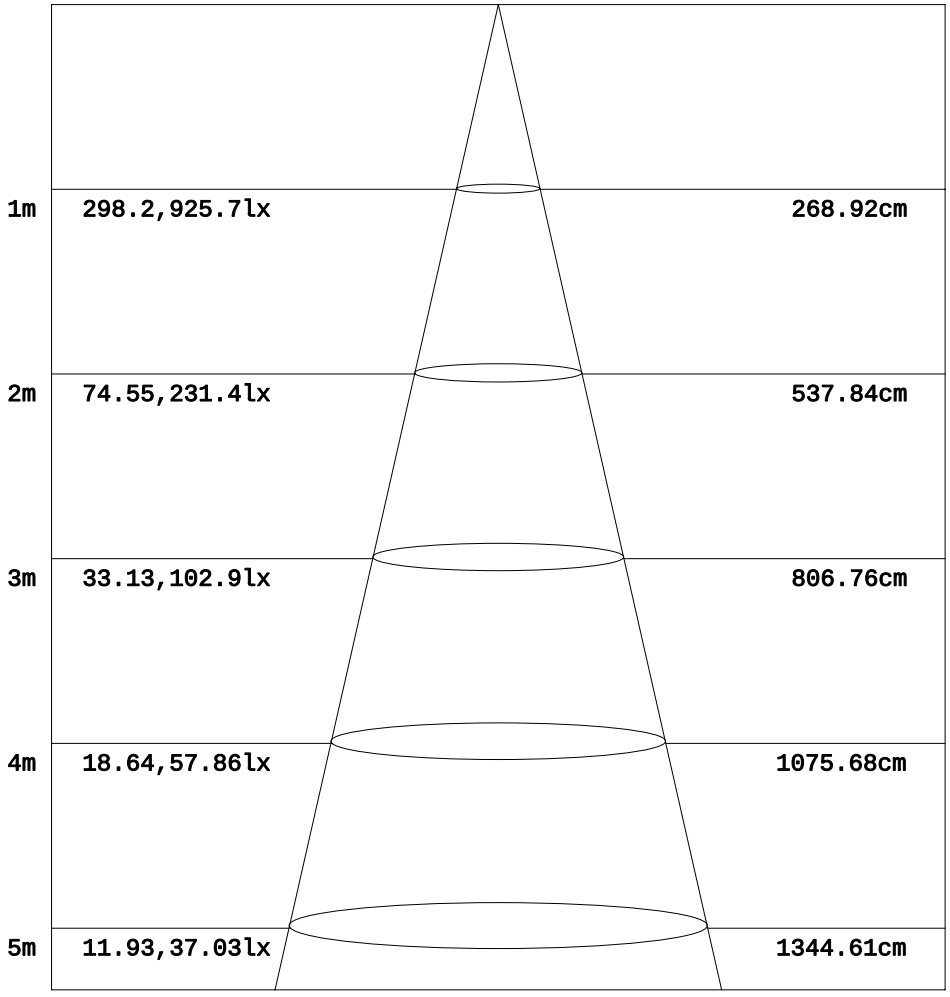

Note:The Curves indicate the illuminated area and the average illumination when the luminaire is at different distance.

C Range: 0 - 360DEG
C Interval: 30.0DEG
Test Speed: HIGH
Temperature:25.3DEG
Operators:
Test Date:23 September 2026

γ Range: 0 - 180DEG
γ Interval: 1.0DEG
Test System:EVERFINE GO-2000A_V1 SYSTEM V2.0.295
Humidity:65.0%
Test Distance:14.200m [K=1.0000]
Remarks:

ISOLUX DIAGRAM

Test:U:120.7V I:0.1686A P:20.18W PF:0.9917 Lamp Flux:2343.41x1 lm		
NAME:	TYPE:	WEIGHT:
SPEC.:	DIM.:	SERIAL No.:
MFR.:	SUR.:	Shielding Angle:

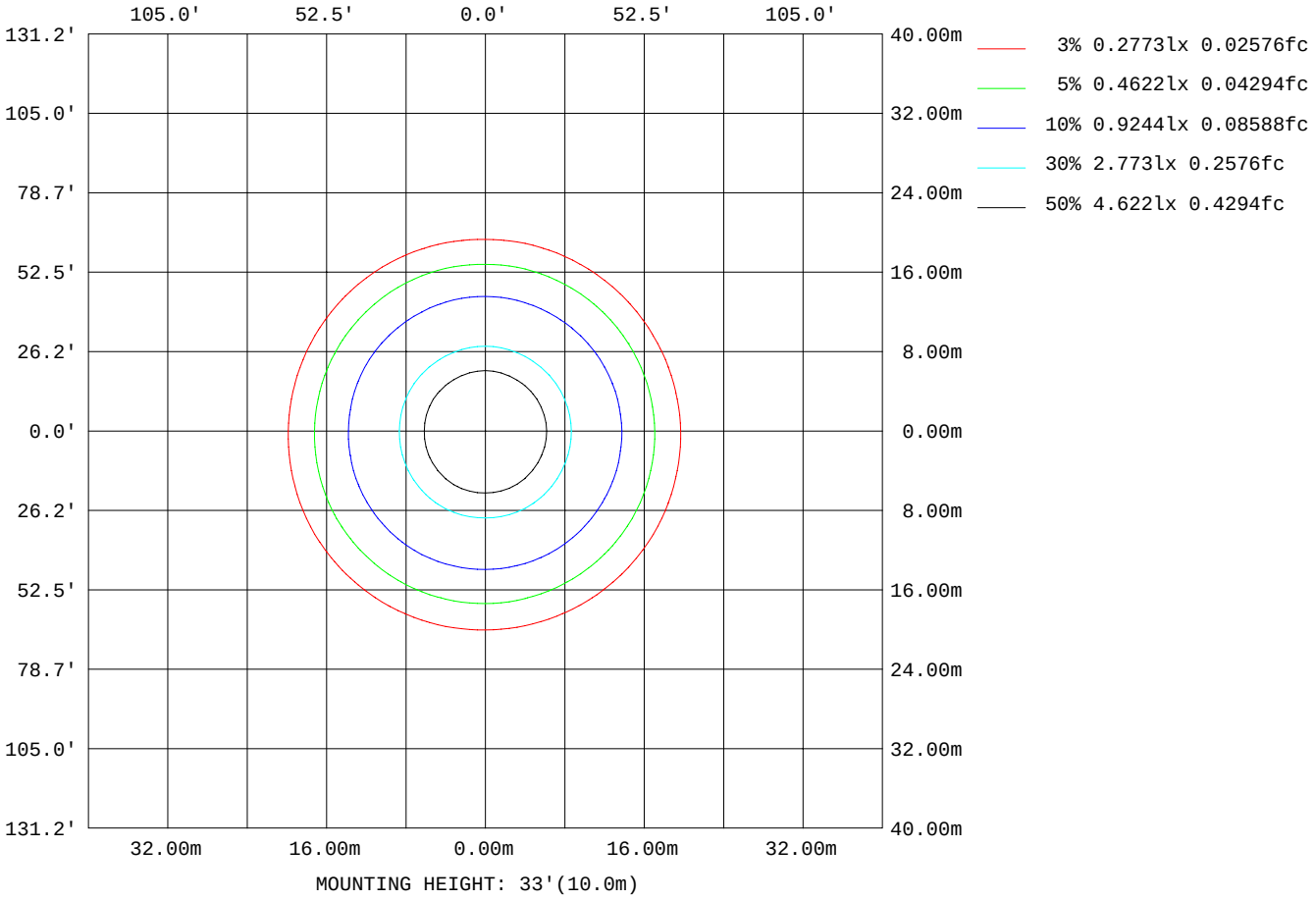

C Range: 0 - 360DEG
C Interval: 30.0DEG
Test Speed: HIGH
Temperature:25.3DEG
Operators:
Test Date:23 September 2026

γ Range: 0 - 180DEG
γ Interval: 1.0DEG
Test System:EVERFINE GO-2000A_V1 SYSTEM V2.0.295
Humidity:65.0%
Test Distance:14.200m [K=1.0000]
Remarks:

LED Avg.L Report

Test:U:120.7V I:0.1686A P:20.18W PF:0.9917 Lamp Flux:2343.41x1 lm		
NAME:	TYPE:	WEIGHT:
SPEC.:	DIM.:	SERIAL No.:
MFR.:	SUR.:	Shielding Angle:

AvgL	cd/m2
L_0~180(65)av	157895
L_0~180(75)av	65940
L_0~180(85)av	2642
L_90~270(65)av	154453
L_90~270(75)av	61299
L_90~270(85)av	3963
L_45(65)av	157661
L_45(75)av	66197
L_45(85)av	3760

Standard: GB/T 29293-2012

C Range: 0 - 360DEG
C Interval: 30.0DEG
Test Speed: HIGH
Temperature:25.3DEG
Operators:
Test Date:23 September 2026

γ Range: 0 - 180DEG
γ Interval: 1.0DEG
Test System:EVERFINE GO-2000A_V1 SYSTEM V2.0.295
Humidity:65.0%
Test Distance:14.200m [K=1.0000]
Remarks:

Planar Illuminance Curve

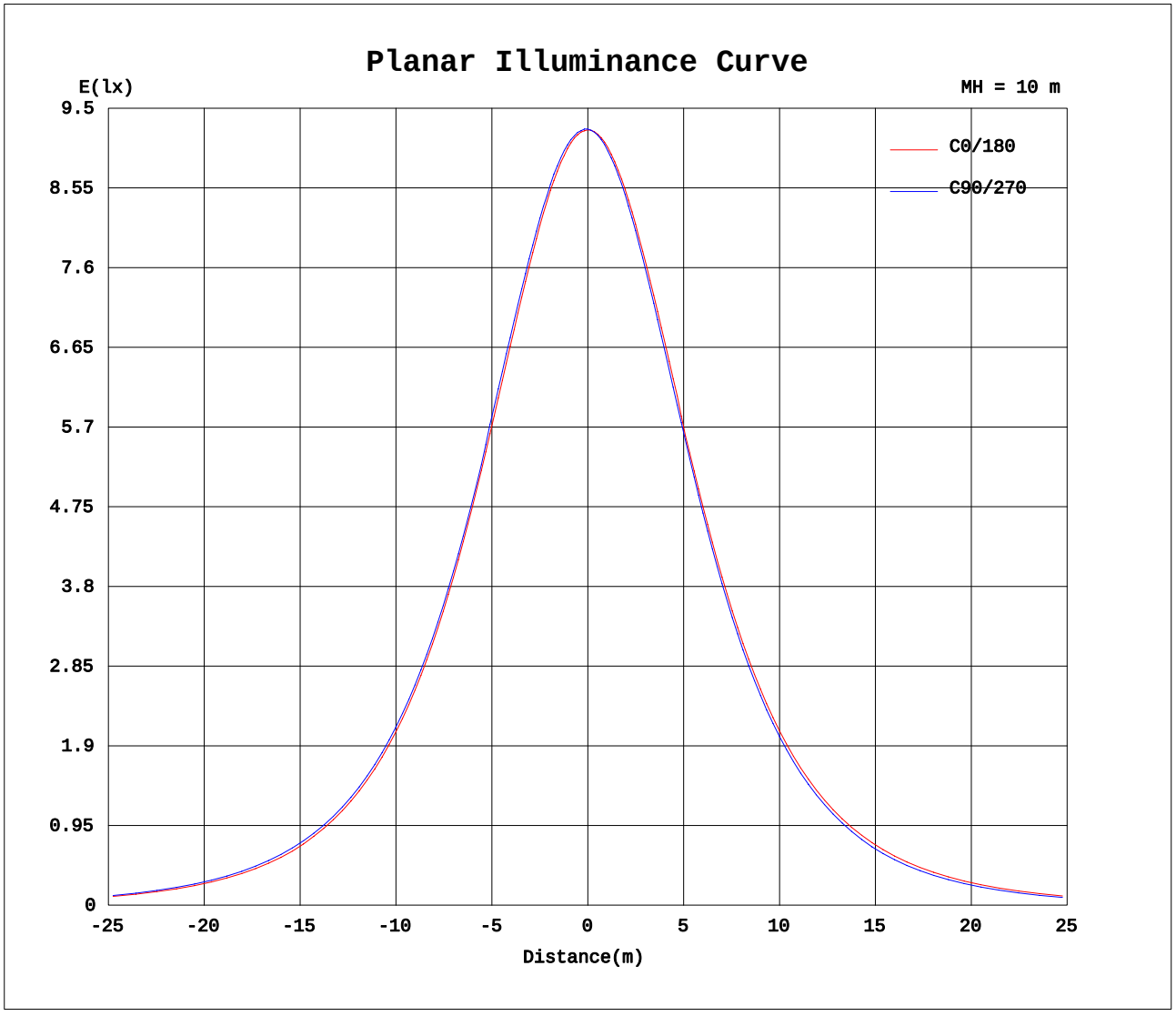

C Range: 0 - 360DEG
C Interval: 30.0DEG
Test Speed: HIGH
Temperature:25.3DEG
Operators:
Test Date:23 September 2026

γ Range: 0 - 180DEG
γ Interval: 1.0DEG
Test System:EVERFINE GO-2000A_V1 SYSTEM V2.0.295
Humidity:65.0%
Test Distance:14.200m [K=1.0000]
Remarks:

LUMINOUS DISTRIBUTION INTENSITY DATA

Test:U:120.7V I:0.1686A P:20.18W PF:0.9917 Lamp Flux:2343.41x1 lm		
NAME:	TYPE:	WEIGHT:
SPEC.:	DIM.:	SERIAL No.:
MFR.:	SUR.:	Shielding Angle:

Table--1 UNIT: cd

γ (DEG) \ C(DEG)	0	30	60	90	120	150	180	210	240	270	300	330
0	924	924	925	925	926	925	924	924	925	925	926	925
5	919	920	922	923	923	922	920	918	918	917	918	918
10	905	907	910	913	911	910	906	903	901	900	901	901
15	882	886	888	892	890	888	883	880	877	874	875	878
20	851	856	860	863	863	859	853	849	845	841	843	845
25	812	818	822	827	826	823	816	810	802	801	799	806
30	766	767	778	776	782	773	764	764	752	753	747	757
35	711	714	725	724	731	721	712	710	697	697	692	703
40	651	654	666	666	672	663	653	650	637	636	630	641
45	585	589	600	601	607	599	588	584	571	569	564	575
50	514	519	530	531	537	529	518	513	500	496	492	503
55	437	443	453	456	462	455	443	437	424	416	415	423
60	350	361	368	373	377	374	361	351	341	331	331	338
65	261	273	279	283	288	286	273	262	251	239	241	249
70	162	174	180	183	190	188	173	162	151	137	141	149
75	64.0	73.6	78.9	81.2	86.8	84.9	72.5	64.2	55.6	45.7	48.1	53.8
80	11.0	13.9	16.2	18.1	19.5	18.6	14.2	11.9	9.68	7.78	7.95	8.93
85	0.87	1.45	1.87	2.31	2.29	1.92	0.97	0.93	0.76	0.45	0.45	0.68
90	0.00	0.00	0.00	0.00	0.00	0.00	0.00	0.00	0.00	0.00	0.00	0.00
95	0.00	0.00	0.00	0.00	0.00	0.00	0.00	0.00	0.00	0.00	0.00	0.00
100	0.00	0.00	0.00	0.00	0.00	0.00	0.00	0.00	0.00	0.00	0.00	0.00
105	0.00	0.00	0.00	0.00	0.00	0.00	0.00	0.00	0.00	0.00	0.00	0.00
110	0.00	0.00	0.00	0.00	0.00	0.00	0.00	0.00	0.00	0.00	0.00	0.00
115	0.00	0.00	0.00	0.00	0.00	0.00	0.00	0.00	0.00	0.00	0.00	0.00
120	0.00	0.00	0.00	0.00	0.00	0.00	0.00	0.00	0.00	0.00	0.00	0.00
125	0.00	0.00	0.00	0.00	0.00	0.00	0.00	0.00	0.00	0.00	0.00	0.00
130	0.09	0.00	0.00	0.00	0.00	0.00	0.00	0.00	0.00	0.00	0.00	0.00
135	0.55	0.40	0.25	0.21	0.20	0.31	0.16	0.27	0.39	0.49	0.44	0.36
140	1.03	0.86	0.74	0.71	0.68	0.79	0.64	0.74	0.84	0.96	0.91	0.83
145	1.45	1.29	1.18	1.16	1.15	1.25	1.06	1.14	1.26	1.36	1.30	1.23
150	1.81	1.67	1.58	1.57	1.55	1.62	1.45	1.54	1.63	1.75	1.70	1.61
155	2.14	1.99	1.91	1.94	1.90	1.95	1.83	1.87	1.99	2.09	2.05	1.93
160	2.41	2.30	2.25	2.25	2.22	2.26	2.16	2.21	2.30	2.42	2.36	2.25
165	2.64	2.54	2.54	2.53	2.50	2.54	2.45	2.53	2.58	2.66	2.64	2.56
170	2.81	2.76	2.76	2.74	2.72	2.79	2.74	2.77	2.81	2.86	2.85	2.78
175	2.96	2.95	2.96	2.95	2.96	2.99	2.91	2.97	2.96	2.97	2.99	2.97
180	3.04	3.07	3.09	3.07	3.09	3.07	3.05	3.07	3.09	3.07	3.09	3.08

C Range: 0 - 360DEG
C Interval: 30.0DEG
Test Speed: HIGH
Temperature:25.3DEG
Operators:
Test Date:23 September 2026

γ Range: 0 - 180DEG
γ Interval: 1.0DEG
Test System:EVERFINE GO-2000A_V1 SYSTEM V2.0.295
Humidity:65.0%
Test Distance:14.200m [K=1.0000]
Remarks: