LUMINAIRE PHOTOMETRIC TEST REPORT

Test:U:120.7V I:0.1704A P:20.40W PF:0.9919 Lamp Flux:2391.15x1 lm		
NAME:	TYPE:	WEIGHT:
SPEC.:	DIM.:	SERIAL No.:
MFR.:	SUR.:	Shielding Angle:

DATA OF LAMP		PHOTOMETRIC DATA Eff: 117.22 lm/W			
MODEL: PT-CDL-S38-DD-5C3P-4-22w-4000k		Imax(cd)	943.5	S/MH(C0/180)	1.23
NOMINAL POWER(W)	22	LOR(%)	100.0	S/MH(C90/270)	1.22
RATED VOLTAGE(V)	120	TOTAL FLUX(lm)	2391.1	η UP,DN(C0-180)	0.1,50.7
NOMINAL FLUX(lm)	2391.15	CIE CLASS	DIRECT	η UP,DN(C180-360)	0.1,49.1
LAMPS INSIDE	1	η up(%)	0.1	CIBSE SHR NOM	1.25
TEST VOLTAGE(V)	120	η down(%)	99.9	CIBSE SHR MAX	1.35

LUMINOUS INTENSITY DISTRIBUTION DIAGRAM

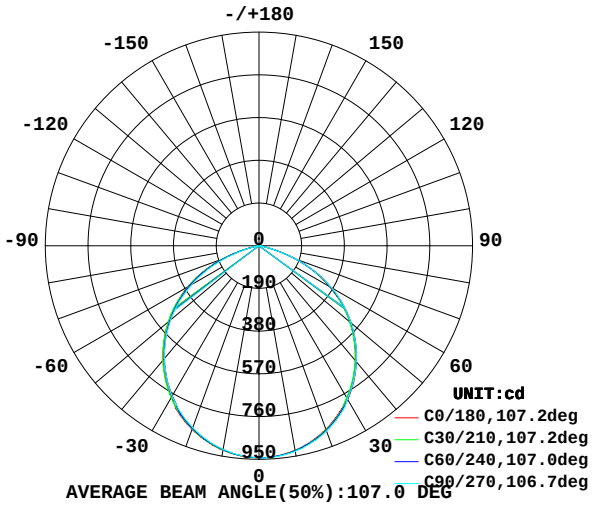

AVERAGE BEAM ANGLE(50%):107.0 DEG

C0 PLANE ISOLUX DIAGRAM (UNIT:lx)

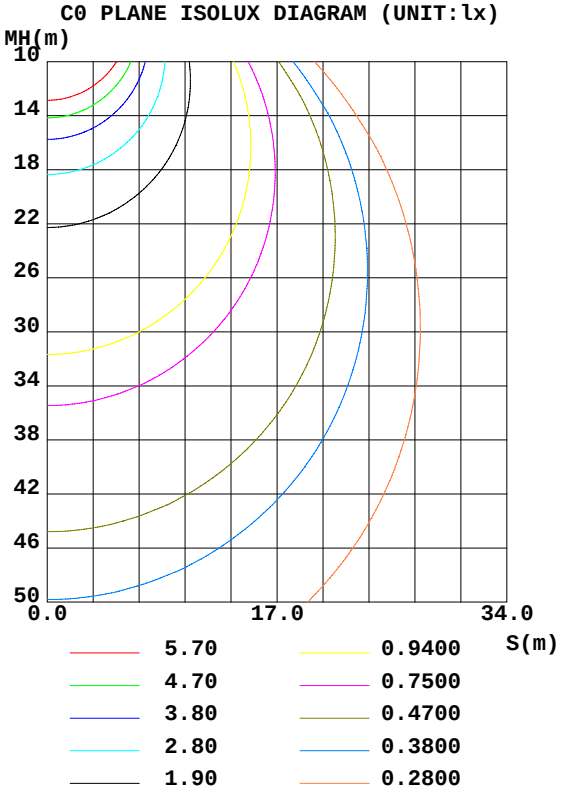

C Range: 0 - 360DEG
C Interval: 30.0DEG
Test Speed: HIGH
Temperature:25.3DEG
Operators:
Test Date:23 September 2026

γ Range: 0 - 180DEG
γ Interval: 1.0DEG
Test System:EVERFINE GO-2000A_V1 SYSTEM V2.0.295
Humidity:65.0%
Test Distance:14.200m [K=1.0000]
Remarks:

ZONAL FLUX DIAGRAM

ZONAL FLUX DIAGRAM:

γ	C0	C45	C90	C135	C180	C225	C270	C315	γ	Φ zone	Φ total	%lum,lamp
10	922.8	925.5	928.4	927.6	923.4	921.7	919.3	920.0	0- 10	89.08	89.08	3.73,3.73
20	868.7	873.1	877.7	876.4	869.9	866.0	861.3	862.2	10- 20	254.1	343.1	14.4,14.4
30	782.8	784.9	786.9	790.4	778.4	776.1	772.1	770.3	20- 30	382.2	725.3	30.3,30.3
40	666.8	670.0	673.0	677.4	663.9	660.4	654.1	652.2	30- 40	453.8	1179	49.3,49.3
50	526.7	531.1	535.0	540.0	526.2	521.2	512.3	511.4	40- 50	460.8	1640	68.6,68.6
60	360.5	367.5	372.0	378.2	366.5	358.6	344.9	346.5	50- 60	398.9	2039	85.3,85.3
70	169.5	175.4	174.2	185.9	173.6	166.6	149.2	153.9	60- 70	265.7	2304	96.4,96.4
80	12.26	13.91	15.51	17.60	13.63	12.63	9.526	9.837	70- 80	80.32	2385	99.7,99.7
90	0	0	0	0	0	0	0	0	80- 90	3.271	2388	99.9,99.9
100	0	0	0	0	0	0	0	0	90-100	0	2388	99.9,99.9
110	0	0	0	0	0	0	0	0	100-110	0	2388	99.9,99.9
120	0	0	0	0	0	0	0	0	110-120	0	2388	99.9,99.9
130	0.1464	0.0134	0	0.0004	0	0.0001	0.0400	0.0203	120-130	0.0011	2388	99.9,99.9
140	1.123	0.9299	0.8583	0.8775	0.7508	0.8562	1.031	0.9635	130-140	0.3310	2388	99.9,99.9
150	1.927	1.767	1.728	1.726	1.594	1.680	1.820	1.753	140-150	0.8331	2389	99.9,99.9
160	2.530	2.417	2.410	2.389	2.303	2.389	2.516	2.423	150-160	0.9582	2390	100,100
170	2.984	2.912	2.891	2.911	2.892	2.932	3.012	2.958	160-170	0.7544	2391	100,100
180	3.173	3.233	3.213	3.226	3.199	3.213	3.226	3.219	170-180	0.2913	2391	100,100
DEG	LUMINOUS INTENSITY:cd									UNIT:lm		

C Range: 0 - 360DEG
C Interval: 30.0DEG
Test Speed: HIGH
Temperature:25.3DEG
Operators:
Test Date:23 September 2026

γ Range: 0 - 180DEG
γ Interval: 1.0DEG
Test System:EVERFINE GO-2000A_V1 SYSTEM V2.0.295
Humidity:65.0%
Test Distance:14.200m [K=1.0000]
Remarks:

CU AND LUMINAIRE BUDGETARY ESTIMATE DIAGRAM

Test:U:120.7V I:0.1704A P:20.40W PF:0.9919 Lamp Flux:2391.15x1 lm		
NAME:	TYPE:	WEIGHT:
SPEC.:	DIM.:	SERIAL No.:
MFR.:	SUR.:	Shielding Angle:

ρcc	80%			70%			50%			30%			10%			0
ρw	50%	30%	10%	50%	30%	10%	50%	30%	10%	50%	30%	10%	50%	30%	10%	0
ρfc	20%			20%			20%			20%			20%			0
RCR	RCR:Room Cavity Ratio			Coefficients of Utilization(CU)												
0.0	1.19	1.19	1.19	1.16	1.16	1.16	1.11	1.11	1.11	1.06	1.06	1.06	1.02	1.02	1.02	.00
1.0	1.06	1.02	.99	1.04	1.00	.97	.99	.97	.94	.96	.93	.91	.92	.90	.89	.87
2.0	.93	.87	.82	.91	.86	.81	.88	.83	.79	.85	.81	.77	.82	.78	.76	.73
3.0	.82	.75	.69	.81	.74	.68	.78	.72	.67	.75	.70	.66	.73	.68	.65	.63
4.0	.73	.65	.59	.72	.64	.58	.70	.63	.58	.67	.61	.57	.65	.60	.56	.54
5.0	.66	.57	.51	.65	.57	.51	.63	.55	.50	.61	.54	.49	.59	.53	.49	.47
6.0	.59	.51	.44	.58	.50	.44	.57	.49	.44	.55	.48	.43	.53	.48	.43	.41
7.0	.54	.45	.39	.53	.45	.39	.51	.44	.39	.50	.44	.39	.49	.43	.38	.36
8.0	.49	.41	.35	.48	.41	.35	.47	.40	.35	.46	.39	.35	.45	.39	.34	.33
9.0	.45	.37	.32	.45	.37	.32	.43	.36	.31	.42	.36	.31	.41	.35	.31	.29
10.0	.42	.34	.29	.41	.34	.29	.40	.33	.29	.39	.33	.28	.38	.32	.28	.27

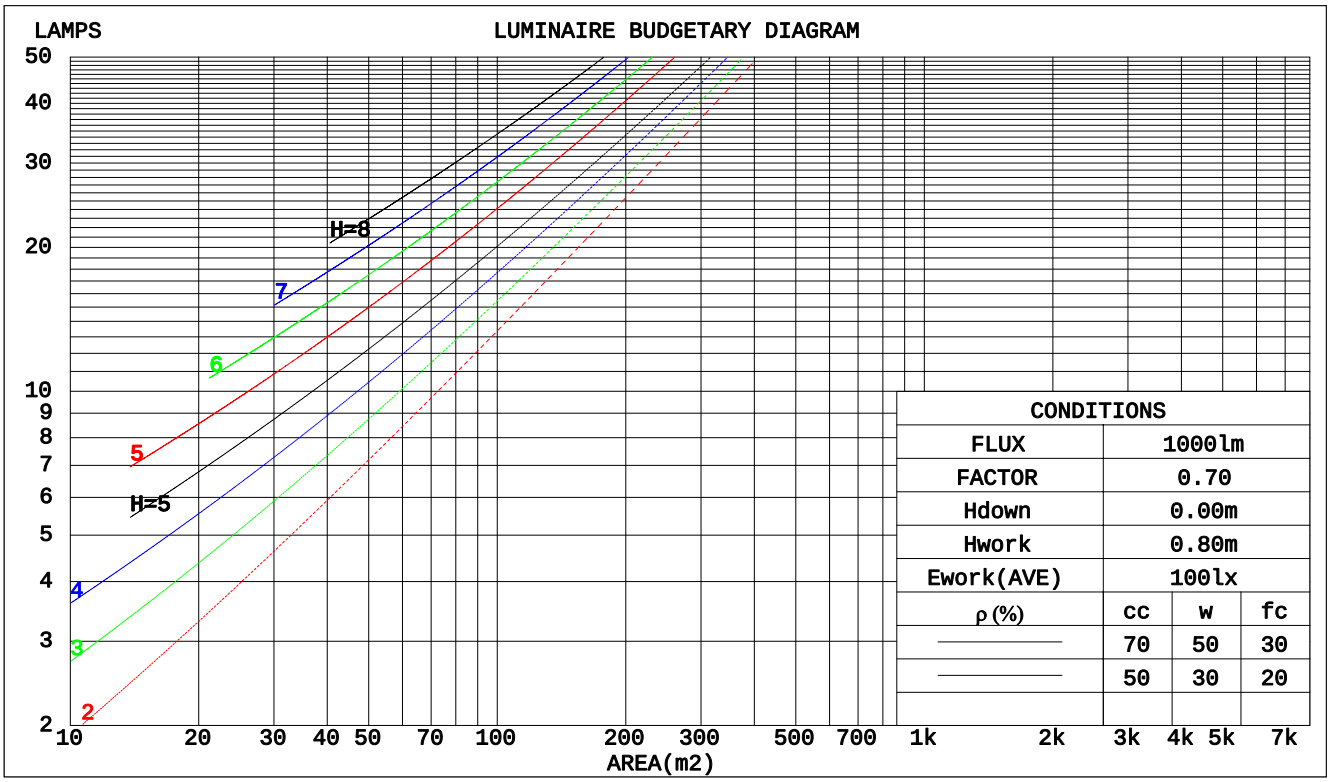

C Range: 0 - 360DEG
C Interval: 30.0DEG
Test Speed: HIGH
Temperature:25.3DEG
Operators:
Test Date:23 September 2026

γ Range: 0 - 180DEG
γ Interval: 1.0DEG
Test System:EVERFINE GO-2000A_V1 SYSTEM V2.0.295
Humidity:65.0%
Test Distance:14.200m [K=1.0000]
Remarks:

WEC AND CCEC

Test:U:120.7V I:0.1704A P:20.40W PF:0.9919 Lamp Flux:2391.15x1 lm		
NAME:	TYPE:	WEIGHT:
SPEC.:	DIM.:	SERIAL No.:
MFR.:	SUR.:	Shielding Angle:

ρcc	80%			70%			50%			30%			10%			0
ρw	50%	30%	10%	50%	30%	10%	50%	30%	10%	50%	30%	10%	50%	30%	10%	0
ρfc	20%			20%			20%			20%			20%			0
RCR	RCR:Room Cavity Ratio						Wall Exitance Coeffcients(WEC)									
0.0																
1.0	.270	.153	.049	.263	.150	.048	.250	.143	.046	.237	.137	.044	.226	.131	.042	
2.0	.264	.145	.044	.258	.142	.044	.246	.137	.043	.236	.132	.041	.226	.128	.040	
3.0	.250	.133	.040	.244	.131	.039	.234	.127	.039	.225	.123	.038	.216	.120	.037	
4.0	.234	.122	.036	.229	.120	.035	.220	.117	.035	.212	.114	.034	.204	.111	.034	
5.0	.219	.111	.032	.214	.110	.032	.206	.108	.032	.199	.105	.031	.192	.103	.031	
6.0	.205	.103	.029	.201	.101	.029	.194	.099	.029	.187	.097	.029	.181	.095	.028	
7.0	.191	.095	.027	.188	.094	.027	.182	.092	.026	.176	.090	.026	.170	.088	.026	
8.0	.180	.088	.025	.177	.087	.025	.171	.085	.024	.166	.084	.024	.161	.082	.024	
9.0	.169	.082	.023	.166	.081	.023	.161	.080	.023	.156	.078	.022	.152	.077	.022	
10.0	.159	.076	.021	.157	.076	.021	.152	.075	.021	.148	.073	.021	.144	.072	.021	

ρcc	80%			70%			50%			30%			10%			0
ρw	50%	30%	10%	50%	30%	10%	50%	30%	10%	50%	30%	10%	50%	30%	10%	0
ρfc	20%			20%			20%			20%			20%			0
RCR	RCR:Room Cavity Ratio						Ceiling Cavity Exitance Coefficients(CCEC)									
0.0	.191	.191	.191	.164	.164	.164	.112	.112	.112	.064	.064	.064	.021	.021	.021	
1.0	.179	.158	.139	.153	.135	.119	.104	.093	.082	.060	.054	.048	.019	.017	.016	
2.0	.170	.133	.102	.145	.115	.089	.100	.079	.062	.057	.046	.036	.018	.015	.012	
3.0	.162	.115	.078	.139	.099	.068	.095	.069	.048	.055	.040	.028	.018	.013	.009	
4.0	.154	.102	.062	.132	.088	.054	.091	.061	.038	.053	.036	.022	.017	.012	.007	
5.0	.147	.091	.050	.126	.079	.043	.087	.055	.031	.050	.032	.018	.016	.011	.006	
6.0	.140	.083	.041	.121	.072	.036	.083	.050	.026	.048	.030	.015	.016	.010	.005	
7.0	.134	.076	.035	.115	.066	.031	.079	.046	.022	.046	.027	.013	.015	.009	.004	
8.0	.128	.070	.031	.110	.061	.027	.076	.043	.019	.044	.025	.011	.014	.008	.004	
9.0	.122	.065	.027	.105	.056	.023	.073	.040	.017	.042	.023	.010	.014	.008	.003	
10.0	.116	.061	.024	.100	.053	.021	.070	.037	.015	.041	.022	.009	.013	.007	.003	

C Range: 0 - 360DEG
C Interval: 30.0DEG
Test Speed: HIGH
Temperature:25.3DEG
Operators:
Test Date:23 September 2026

γ Range: 0 - 180DEG
γ Interval: 1.0DEG
Test System:EVERFINE GO-2000A_V1 SYSTEM V2.0.295
Humidity:65.0%
Test Distance:14.200m [K=1.0000]
Remarks:

UGR(Unified Glare Rating) Table

Test:U:120.7V I:0.1704A P:20.40W PF:0.9919 Lamp Flux:2391.15x1 lm		
NAME:	TYPE:	WEIGHT:
SPEC.:	DIM.:	SERIAL No.:
MFR.:	SUR.:	Shielding Angle:

ceiling/cavity	0.7	0.7	0.5	0.5	0.3	0.7	0.7	0.5	0.5	0.3
walls	0.5	0.3	0.5	0.3	0.3	0.5	0.3	0.5	0.3	0.3
working plane	0.2	0.2	0.2	0.2	0.2	0.2	0.2	0.2	0.2	0.2
Room dimensions	Viewed crosswise					Viewed endwise				
x = 2H y = 2H	31.2	32.7	31.5	32.9	33.1	31.3	32.8	31.6	33.0	33.2
3H	32.2	33.6	32.5	33.8	34.0	32.3	33.7	32.6	33.9	34.1
4H	32.4	33.6	32.7	33.9	34.1	32.5	33.7	32.8	34.0	34.2
6H	32.3	33.5	32.6	33.7	34.0	32.4	33.6	32.7	33.9	34.1
8H	32.2	33.4	32.6	33.7	33.9	32.4	33.5	32.7	33.8	34.1
12H	32.2	33.3	32.5	33.6	33.9	32.3	33.4	32.7	33.7	34.0
4H 2H	31.8	33.0	32.1	33.3	33.5	31.8	33.1	32.1	33.3	33.6
3H	32.8	33.9	33.2	34.2	34.5	32.9	34.0	33.3	34.3	34.6
4H	33.0	34.0	33.4	34.3	34.6	33.1	34.1	33.5	34.4	34.7
6H	32.9	33.8	33.3	34.2	34.5	33.1	33.9	33.5	34.3	34.6
8H	32.9	33.7	33.3	34.1	34.5	33.0	33.8	33.4	34.2	34.6
12H	32.9	33.6	33.3	34.0	34.4	33.0	33.7	33.4	34.1	34.5
8H 4H	33.0	33.8	33.4	34.2	34.6	33.1	33.9	33.5	34.3	34.6
6H	33.0	33.6	33.4	34.0	34.5	33.1	33.7	33.5	34.1	34.6
8H	32.9	33.5	33.4	33.9	34.4	33.0	33.6	33.5	34.0	34.5
12H	32.9	33.4	33.4	33.8	34.3	33.0	33.5	33.5	33.9	34.4
12H 4H	33.0	33.7	33.4	34.1	34.5	33.0	33.8	33.5	34.2	34.6
6H	32.9	33.5	33.4	33.9	34.4	33.0	33.6	33.5	34.0	34.5
8H	32.9	33.4	33.4	33.8	34.3	33.0	33.5	33.5	33.9	34.4

Variations with the observer position at spacings:		
S = 1.0H	+ 0.3 / - 0.4	+ 0.3 / - 0.4
1.5H	+ 0.3 / - 0.5	+ 0.3 / - 0.5
2.0H	+ 0.5 / - 0.5	+ 0.5 / - 0.6

CIE Pub.117 Corrected 2391 lm Total Lamp Luminous Flux.(8log(F/F0) = 3.0)

C Range: 0 - 360DEG
C Interval: 30.0DEG
Test Speed: HIGH
Temperature:25.3DEG
Operators:
Test Date:23 September 2026

γ Range: 0 - 180DEG
γ Interval: 1.0DEG
Test System:EVERFINE GO-2000A_V1 SYSTEM V2.0.295
Humidity:65.0%
Test Distance:14.200m [K=1.0000]
Remarks:

UTILIZATION FACTORS TABLE

Test:U:120.7V I:0.1704A P:20.40W PF:0.9919 Lamp Flux:2391.15x1 lm		
NAME:	TYPE:	WEIGHT:
SPEC.:	DIM.:	SERIAL No.:
MFR.:	SUR.:	Shielding Angle:

REFLECTANCE										
Ceiling	0.8	0.8	0.8	0.7	0.7	0.7	0.5	0.5	0.5	0
Walls	0.7	0.5	0.3	0.7	0.5	0.3	0.7	0.5	0.3	0
Working plane	0.2	0.2	0.2	0.2	0.2	0.2	0.2	0.2	0.2	0
ROOM INDEX	UTILIZATION FACTORS(PERCENT) k(RI) x RCR = 5									
k = 0.60	60	49	42	59	48	42	58	48	42	35
0.80	70	59	52	69	59	52	68	58	52	45
1.00	79	69	62	78	68	61	76	69	61	54
1.25	86	76	70	85	76	69	82	74	69	62
1.50	91	82	76	89	81	75	86	79	74	67
2.00	98	90	84	96	89	83	92	87	82	74
2.50	101	94	89	99	93	88	96	90	86	78
3.00	104	98	93	102	97	92	98	94	90	82
4.00	108	103	99	106	101	98	102	98	95	86
5.00	110	106	102	108	104	101	103	100	98	89
ROOM INDEX	UF(total)									Direct
According to DIN EN 13032-2 2004				Suspended					SHRNOM = 1.25	

C Range: 0 - 360DEG
C Interval: 30.0DEG
Test Speed: HIGH
Temperature:25.3DEG
Operators:
Test Date:23 September 2026

γ Range: 0 - 180DEG
γ Interval: 1.0DEG
Test System:EVERFINE GO-2000A_V1 SYSTEM V2.0.295
Humidity:65.0%
Test Distance:14.200m [K=1.0000]
Remarks:

ISOCANDELA DIAGRAM

Test:U:120.7V I:0.1704A P:20.40W PF:0.9919 Lamp Flux:2391.15x1 lm		
NAME:	TYPE:	WEIGHT:
SPEC.:	DIM.:	SERIAL No.:
MFR.:	SUR.:	Shielding Angle:

Conical surface Flux(90deg):
1412.8 lm
%lum = 59.1%
%lamp = 59.1%

Conical surface Flux(120deg):
2038.7 lm
%lum = 85.3%
%lamp = 85.3%

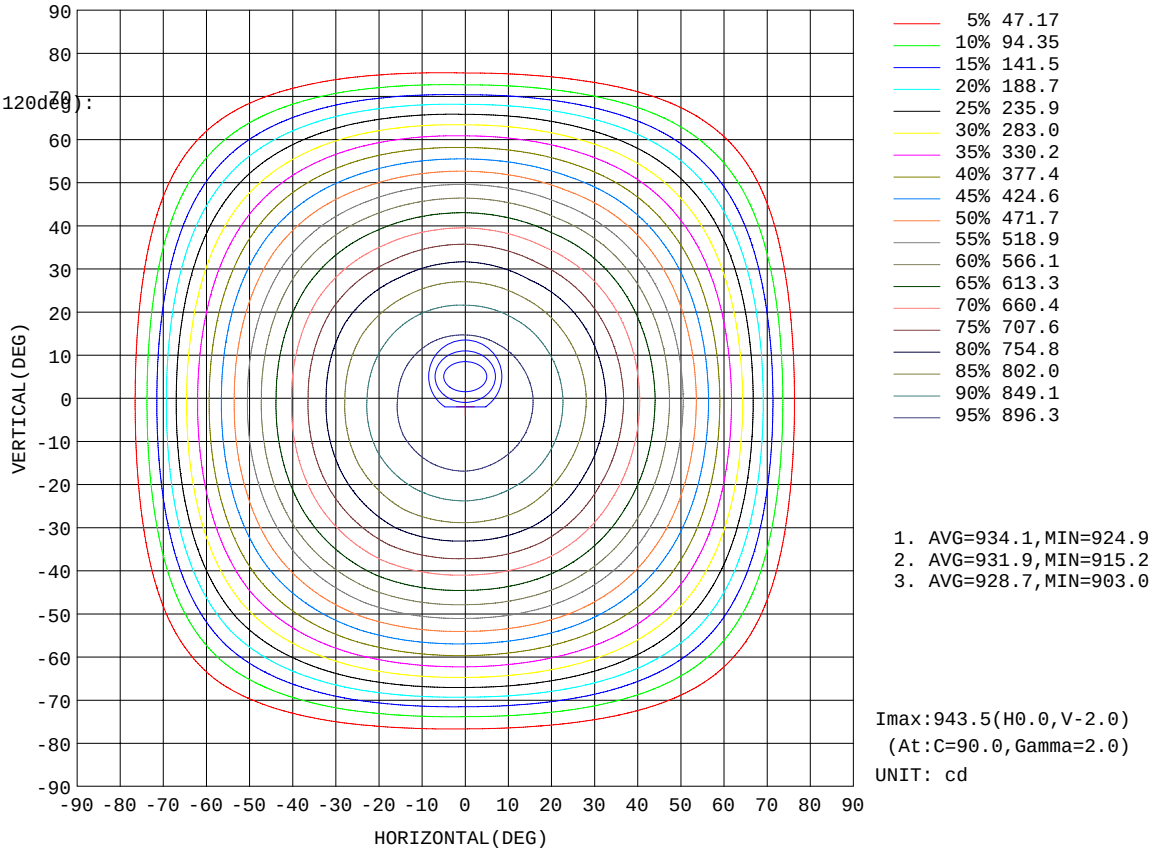

1. AVG=934.1,MIN=924.9
2. AVG=931.9,MIN=915.2
3. AVG=928.7,MIN=903.0

Imax:943.5(H0.0,V-2.0)
(At:C=90.0,Gamma=2.0)
UNIT: cd

C Range: 0 - 360DEG
C Interval: 30.0DEG
Test Speed: HIGH
Temperature:25.3DEG
Operators:
Test Date:23 September 2026

γ Range: 0 - 180DEG
γ Interval: 1.0DEG
Test System:EVERFINE GO-2000A_V1 SYSTEM V2.0.295
Humidity:65.0%
Test Distance:14.200m [K=1.0000]
Remarks:

AAI Figure

Test:U:120.7V I:0.1704A P:20.40W PF:0.9919 Lamp Flux:2391.15x1 lm		
NAME:	TYPE:	WEIGHT:
SPEC.:	DIM.:	SERIAL No.:
MFR.:	SUR.:	Shielding Angle:

Flux out:1811 lm

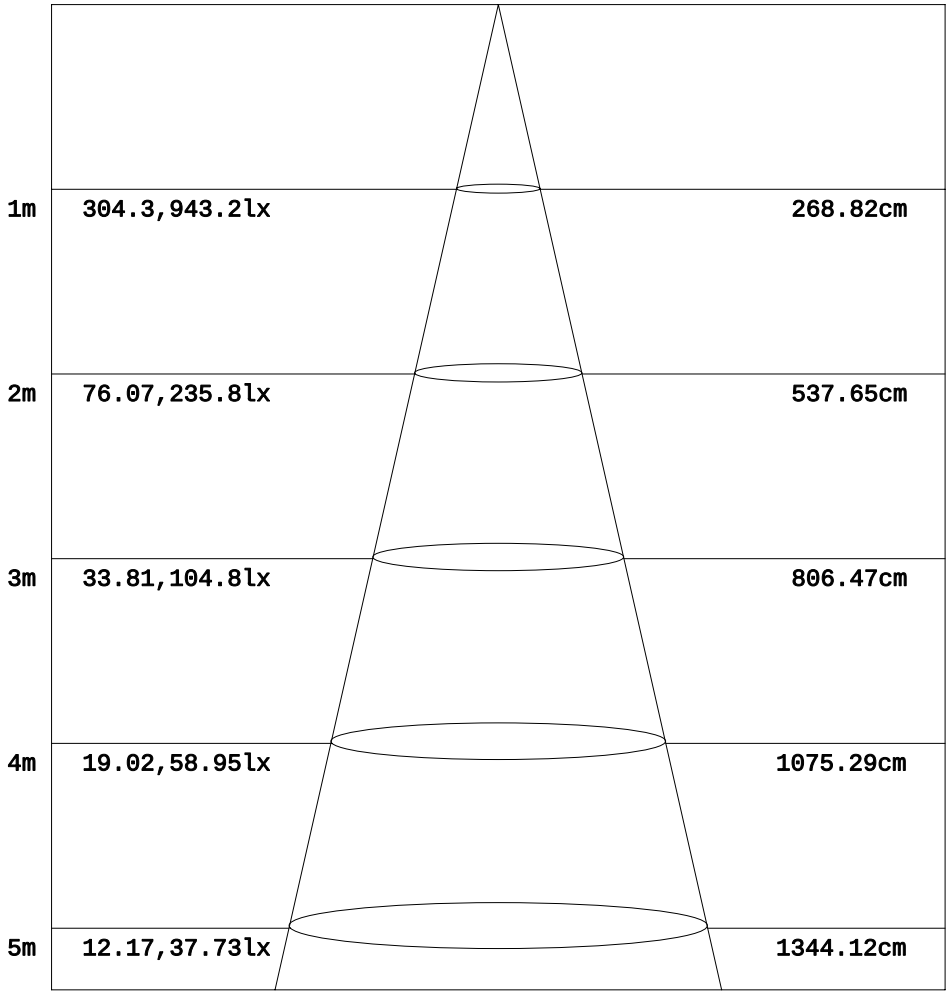

Note:The Curves indicate the illuminated area and the average illumination when the luminaire is at different distance.

C Range: 0 - 360DEG
C Interval: 30.0DEG
Test Speed: HIGH
Temperature:25.3DEG
Operators:
Test Date:23 September 2026

γ Range: 0 - 180DEG
γ Interval: 1.0DEG
Test System:EVERFINE GO-2000A_V1 SYSTEM V2.0.295
Humidity:65.0%
Test Distance:14.200m [K=1.0000]
Remarks:

ISOLUX DIAGRAM

Test:U:120.7V I:0.1704A P:20.40W PF:0.9919 Lamp Flux:2391.15x1 lm		
NAME:	TYPE:	WEIGHT:
SPEC.:	DIM.:	SERIAL No.:
MFR.:	SUR.:	Shielding Angle:

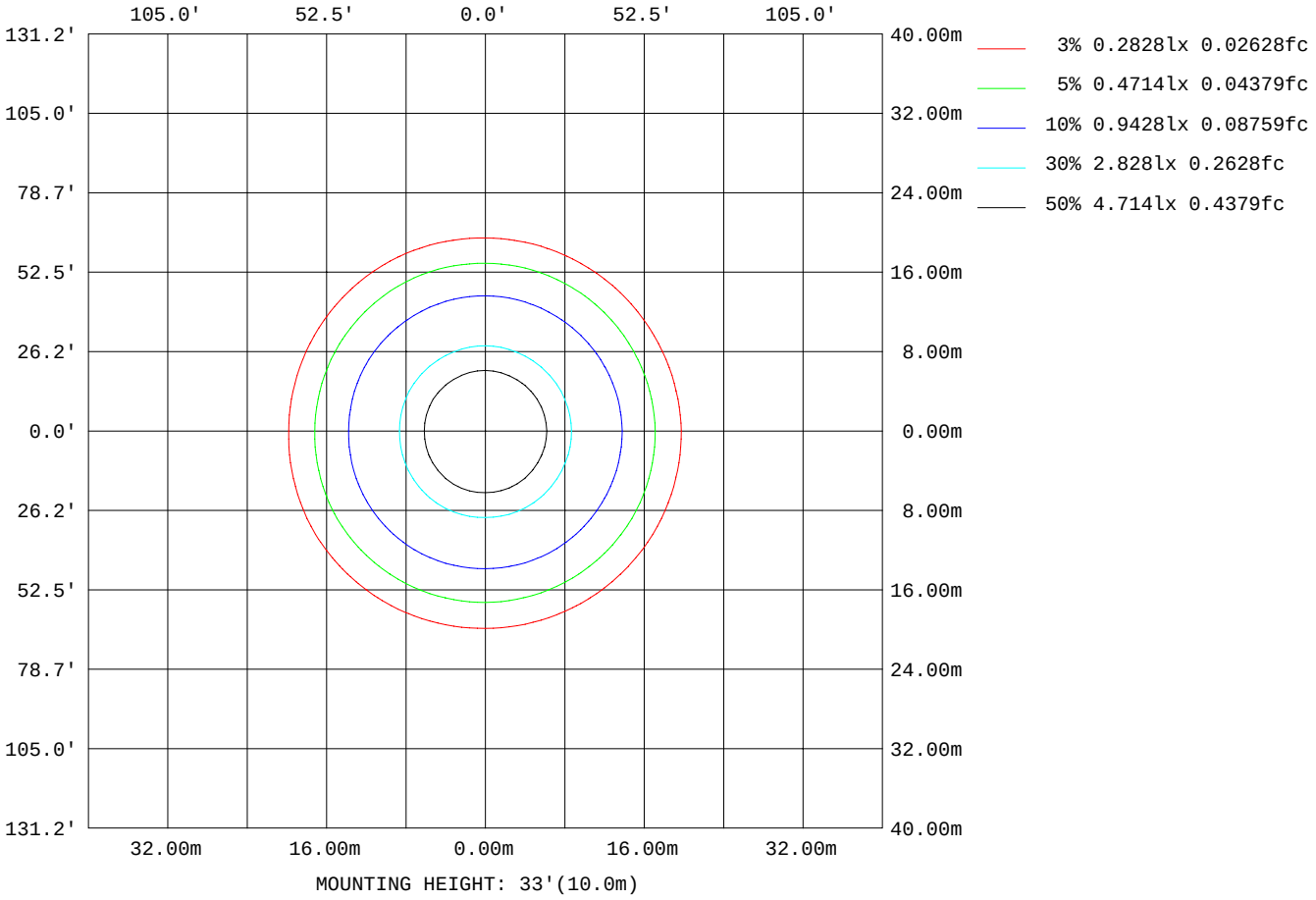

C Range: 0 - 360DEG
C Interval: 30.0DEG
Test Speed: HIGH
Temperature:25.3DEG
Operators:
Test Date:23 September 2026

γ Range: 0 - 180DEG
γ Interval: 1.0DEG
Test System:EVERFINE GO-2000A_V1 SYSTEM V2.0.295
Humidity:65.0%
Test Distance:14.200m [K=1.0000]
Remarks:

LED Avg.L Report

Test:U:120.7V I:0.1704A P:20.40W PF:0.9919 Lamp Flux:2391.15x1 lm		
NAME:	TYPE:	WEIGHT:
SPEC.:	DIM.:	SERIAL No.:
MFR.:	SUR.:	Shielding Angle:

AvgL	cd/m2
L_0~180(65)av	161311
L_0~180(75)av	67597
L_0~180(85)av	3085
L_90~270(65)av	156821
L_90~270(75)av	60777
L_90~270(85)av	4698
L_45(65)av	160923
L_45(75)av	67473
L_45(85)av	4481

Standard: GB/T 29293-2012

C Range: 0 - 360DEG
C Interval: 30.0DEG
Test Speed: HIGH
Temperature:25.3DEG
Operators:
Test Date:23 September 2026

γ Range: 0 - 180DEG
γ Interval: 1.0DEG
Test System:EVERFINE GO-2000A_V1 SYSTEM V2.0.295
Humidity:65.0%
Test Distance:14.200m [K=1.0000]
Remarks:

Planar Illuminance Curve

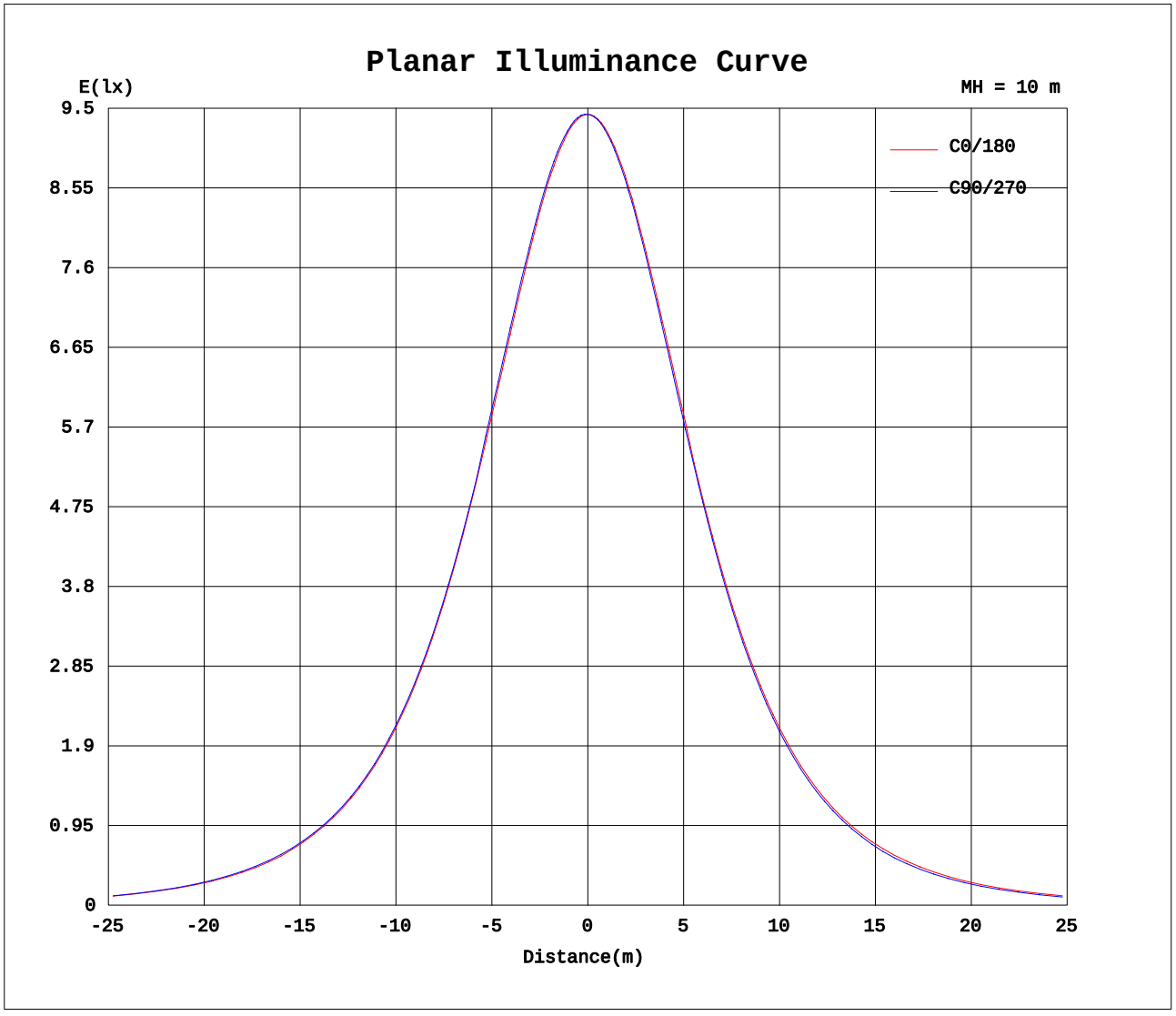

C Range: 0 - 360DEG
C Interval: 30.0DEG
Test Speed: HIGH
Temperature:25.3DEG
Operators:
Test Date:23 September 2026

γ Range: 0 - 180DEG
γ Interval: 1.0DEG
Test System:EVERFINE GO-2000A_V1 SYSTEM V2.0.295
Humidity:65.0%
Test Distance:14.200m [K=1.0000]
Remarks:

LUMINOUS DISTRIBUTION INTENSITY DATA

Test:U:120.7V I:0.1704A P:20.40W PF:0.9919 Lamp Flux:2391.15x1 lm		
NAME:	TYPE:	WEIGHT:
SPEC.:	DIM.:	SERIAL No.:
MFR.:	SUR.:	Shielding Angle:

Table--1 UNIT: cd

γ (DEG) \ C(DEG)	0	30	60	90	120	150	180	210	240	270	300	330
0	943	942	943	943	943	943	943	942	943	943	943	943
5	938	939	939	940	940	940	938	938	936	936	936	937
10	923	925	926	928	928	927	923	922	921	919	919	921
15	900	902	904	907	907	906	900	899	897	894	894	896
20	869	872	874	878	877	875	870	867	865	861	861	864
25	830	833	835	839	840	838	831	828	825	820	820	823
30	783	780	789	787	794	786	778	781	771	772	765	775
35	728	726	735	733	741	734	724	726	716	716	709	719
40	667	666	674	673	681	674	664	666	655	654	647	657
45	599	599	607	607	615	608	598	598	588	586	580	589
50	527	527	535	535	543	537	526	526	516	512	507	516
55	449	450	457	457	465	461	449	449	439	434	428	437
60	360	366	369	372	378	379	366	362	355	345	344	349
65	270	276	277	278	286	289	275	271	265	252	253	258
70	169	175	176	174	184	188	174	170	163	149	151	157
75	68.6	72.7	73.8	73.0	81.1	83.1	71.4	68.7	63.8	52.8	54.3	58.4
80	12.3	13.5	14.4	15.5	17.5	17.7	13.6	13.3	11.9	9.53	9.50	10.2
85	1.24	1.41	1.57	1.92	2.03	1.81	0.91	1.41	1.64	1.35	1.23	1.21
90	0.00	0.00	0.00	0.00	0.00	0.00	0.00	0.00	0.00	0.00	0.00	0.00
95	0.00	0.00	0.00	0.00	0.00	0.00	0.00	0.00	0.00	0.00	0.00	0.00
100	0.00	0.00	0.00	0.00	0.00	0.00	0.00	0.00	0.00	0.00	0.00	0.00
105	0.00	0.00	0.00	0.00	0.00	0.00	0.00	0.00	0.00	0.00	0.00	0.00
110	0.00	0.00	0.00	0.00	0.00	0.00	0.00	0.00	0.00	0.00	0.00	0.00
115	0.00	0.00	0.00	0.00	0.00	0.00	0.00	0.00	0.00	0.00	0.00	0.00
120	0.00	0.00	0.00	0.00	0.00	0.00	0.00	0.00	0.00	0.00	0.00	0.00
125	0.00	0.00	0.00	0.00	0.00	0.00	0.00	0.00	0.00	0.00	0.00	0.00
130	0.15	0.03	0.00	0.00	0.00	0.00	0.00	0.00	0.00	0.04	0.04	0.00
135	0.63	0.50	0.40	0.35	0.32	0.44	0.28	0.35	0.44	0.53	0.54	0.44
140	1.12	0.98	0.88	0.86	0.83	0.92	0.75	0.80	0.91	1.03	0.99	0.94
145	1.57	1.41	1.35	1.31	1.28	1.37	1.18	1.24	1.33	1.46	1.39	1.31
150	1.93	1.81	1.73	1.73	1.69	1.77	1.59	1.65	1.71	1.82	1.79	1.71
155	2.26	2.13	2.09	2.10	2.02	2.12	1.95	2.02	2.10	2.18	2.16	2.05
160	2.53	2.44	2.40	2.41	2.37	2.41	2.30	2.34	2.44	2.52	2.46	2.38
165	2.77	2.68	2.68	2.69	2.64	2.68	2.62	2.68	2.70	2.80	2.76	2.68
170	2.98	2.92	2.90	2.89	2.89	2.93	2.89	2.93	2.93	3.01	3.00	2.92
175	3.11	3.11	3.13	3.11	3.09	3.13	3.07	3.11	3.11	3.12	3.15	3.11
180	3.17	3.23	3.24	3.21	3.23	3.23	3.20	3.20	3.23	3.23	3.23	3.21

C Range: 0 - 360DEG
C Interval: 30.0DEG
Test Speed: HIGH
Temperature:25.3DEG
Operators:
Test Date:23 September 2026

γ Range: 0 - 180DEG
γ Interval: 1.0DEG
Test System:EVERFINE GO-2000A_V1 SYSTEM V2.0.295
Humidity:65.0%
Test Distance:14.200m [K=1.0000]
Remarks: