LUMINAIRE PHOTOMETRIC TEST REPORT

Test:U:120.7V I:0.1735A P:20.77W PF:0.9921 Lamp Flux:2382.71x1 lm		
NAME:	TYPE:	WEIGHT:
SPEC.:	DIM.:	SERIAL No.:
MFR.:	SUR.:	Shielding Angle:

DATA OF LAMP		PHOTOMETRIC DATA		Eff: 114.71 lm/W	
MODEL: PT-CDL-S38-DD-5C3P-4-22w-5000k		Imax(cd)	940.0	S/MH(C0/180)	1.23
NOMINAL POWER(W)	22	LOR(%)	100.0	S/MH(C90/270)	1.22
RATED VOLTAGE(V)	120	TOTAL FLUX(lm)	2382.7	η UP,DN(C0-180)	0.1,50.8
NOMINAL FLUX(lm)	2382.71	CIE CLASS	DIRECT	η UP,DN(C180-360)	0.1,49.1
LAMPS INSIDE	1	η up(%)	0.1	CIBSE SHR NOM	1.25
TEST VOLTAGE(V)	120	η down(%)	99.9	CIBSE SHR MAX	1.35

LUMINOUS INTENSITY DISTRIBUTION DIAGRAM

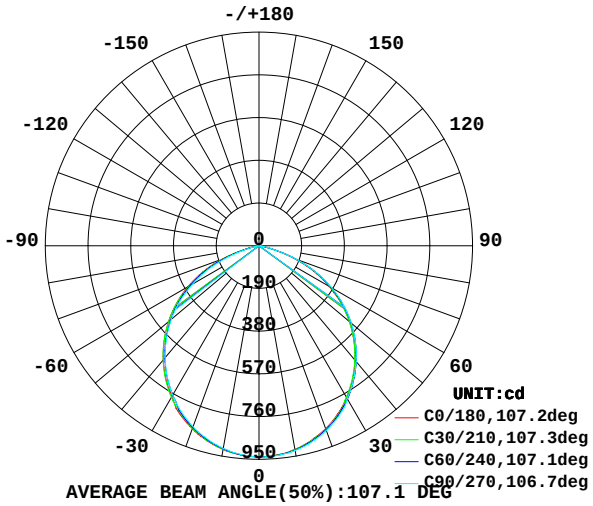

AVERAGE BEAM ANGLE(50%):107.1 DEG

C0 PLANE ISOLUX DIAGRAM (UNIT:lx)

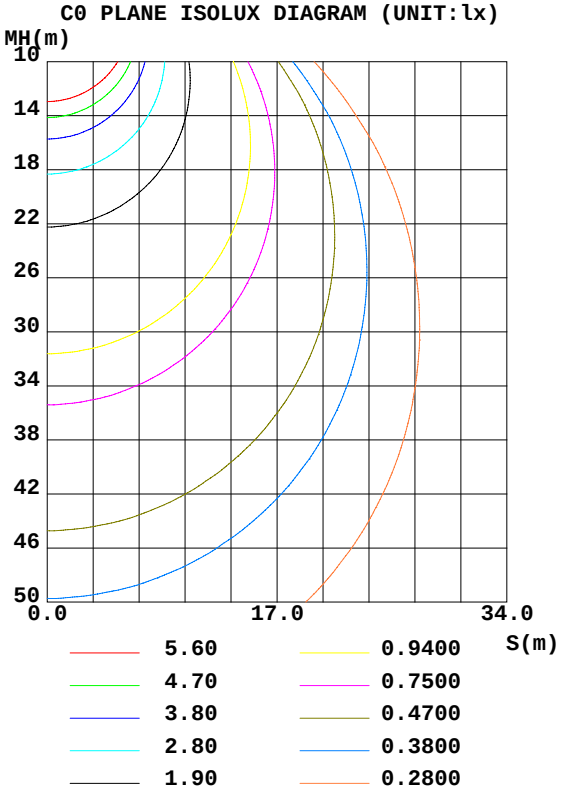

C Range: 0 - 360DEG
C Interval: 30.0DEG
Test Speed: HIGH
Temperature:25.3DEG
Operators:
Test Date:23 September 2026

γ Range: 0 - 180DEG
γ Interval: 1.0DEG
Test System:EVERFINE GO-2000A_V1 SYSTEM V2.0.295
Humidity:65.0%
Test Distance:14.200m [K=1.0000]
Remarks:

ZONAL FLUX DIAGRAM

ZONAL FLUX DIAGRAM:

γ	C0	C45	C90	C135	C180	C225	C270	C315	γ	Φ zone	Φ total	%lum,lamp
10	919.6	921.9	924.7	923.9	920.0	917.7	915.2	915.5	0- 10	88.72	88.72	3.72,3.72
20	865.6	869.6	874.3	872.8	866.3	862.0	856.7	858.0	10- 20	253.0	341.7	14.3,14.3
30	779.7	782.0	785.0	788.2	776.1	773.0	768.2	766.5	20- 30	380.7	722.4	30.3,30.3
40	663.9	667.7	672.3	675.7	662.5	657.4	650.2	649.0	30- 40	452.1	1174	49.3,49.3
50	525.0	529.7	535.2	539.5	525.3	519.1	509.2	508.4	40- 50	459.2	1634	68.6,68.6
60	359.5	366.8	372.7	378.5	365.8	356.6	341.7	344.0	50- 60	397.6	2031	85.2,85.2
70	168.7	175.5	176.0	187.2	173.8	165.2	146.3	151.9	60- 70	264.9	2296	96.4,96.4
80	12.06	14.07	16.18	18.12	13.75	12.40	9.128	9.535	70- 80	80.23	2376	99.7,99.7
90	0	0	0	0	0	0	0	0	80- 90	3.274	2380	99.9,99.9
100	0	0	0	0	0	0	0	0	90-100	0	2380	99.9,99.9
110	0	0	0	0	0	0	0	0	100-110	0	2380	99.9,99.9
120	0	0	0	0	0	0	0	0	110-120	0	2380	99.9,99.9
130	0.1330	0.0001	0	0.0001	0	0.0002	0.0266	0.0136	120-130	0.0009	2380	99.9,99.9
140	1.110	0.8970	0.8176	0.8364	0.7366	0.8428	1.004	0.9441	130-140	0.3161	2380	99.9,99.9
150	1.900	1.733	1.687	1.687	1.566	1.646	1.806	1.713	140-150	0.8146	2381	99.9,99.9
160	2.503	2.396	2.370	2.356	2.276	2.362	2.503	2.389	150-160	0.9445	2382	100,100
170	2.931	2.884	2.878	2.865	2.838	2.891	2.958	2.905	160-170	0.7444	2382	100,100
180	3.173	3.186	3.173	3.199	3.146	3.179	3.186	3.186	170-180	0.2875	2383	100,100
DEG	LUMINOUS INTENSITY:cd									UNIT:lm		

C Range: 0 - 360DEG
C Interval: 30.0DEG
Test Speed: HIGH
Temperature:25.3DEG
Operators:
Test Date:23 September 2026

γ Range: 0 - 180DEG
γ Interval: 1.0DEG
Test System:EVERFINE GO-2000A_V1 SYSTEM V2.0.295
Humidity:65.0%
Test Distance:14.200m [K=1.0000]
Remarks:

CU AND LUMINAIRE BUDGETARY ESTIMATE DIAGRAM

Test:U:120.7V I:0.1735A P:20.77W PF:0.9921 Lamp Flux:2382.71x1 lm		
NAME:	TYPE:	WEIGHT:
SPEC.:	DIM.:	SERIAL No.:
MFR.:	SUR.:	Shielding Angle:

ρcc	80%			70%			50%			30%			10%			0
ρw	50%	30%	10%	50%	30%	10%	50%	30%	10%	50%	30%	10%	50%	30%	10%	0
ρfc	20%			20%			20%			20%			20%			0
RCR	RCR:Room Cavity Ratio			Coefficients of Utilization(CU)												
0.0	1.19	1.19	1.19	1.16	1.16	1.16	1.11	1.11	1.11	1.06	1.06	1.06	1.02	1.02	1.02	.00
1.0	1.06	1.02	.99	1.04	1.00	.97	.99	.97	.94	.96	.93	.91	.92	.90	.89	.87
2.0	.93	.87	.82	.91	.86	.81	.88	.83	.79	.85	.81	.77	.82	.78	.76	.73
3.0	.82	.75	.69	.81	.74	.68	.78	.72	.67	.75	.70	.66	.73	.68	.65	.63
4.0	.73	.65	.59	.72	.64	.58	.70	.63	.57	.67	.61	.57	.65	.60	.56	.54
5.0	.66	.57	.51	.65	.57	.50	.63	.55	.50	.61	.54	.49	.59	.53	.49	.47
6.0	.59	.51	.44	.58	.50	.44	.57	.49	.44	.55	.48	.43	.53	.48	.43	.41
7.0	.54	.45	.39	.53	.45	.39	.51	.44	.39	.50	.43	.39	.49	.43	.38	.36
8.0	.49	.41	.35	.48	.41	.35	.47	.40	.35	.46	.39	.35	.45	.39	.34	.33
9.0	.45	.37	.32	.45	.37	.32	.43	.36	.31	.42	.36	.31	.41	.35	.31	.29
10.0	.42	.34	.29	.41	.34	.29	.40	.33	.29	.39	.33	.28	.38	.32	.28	.27

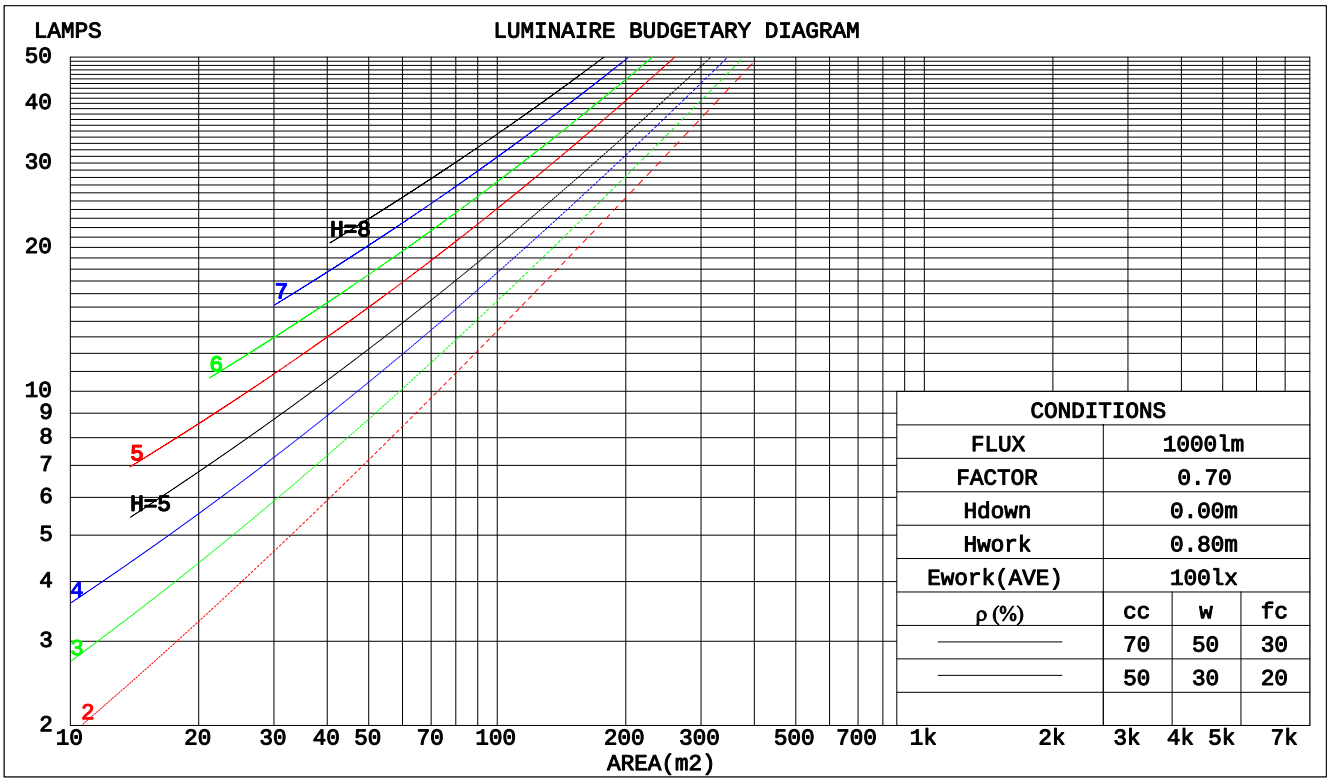

C Range: 0 - 360DEG
C Interval: 30.0DEG
Test Speed: HIGH
Temperature:25.3DEG
Operators:
Test Date:23 September 2026

γ Range: 0 - 180DEG
γ Interval: 1.0DEG
Test System:EVERFINE GO-2000A_V1 SYSTEM V2.0.295
Humidity:65.0%
Test Distance:14.200m [K=1.0000]
Remarks:

WEC AND CCEC

Test:U:120.7V I:0.1735A P:20.77W PF:0.9921 Lamp Flux:2382.71x1 lm		
NAME:	TYPE:	WEIGHT:
SPEC.:	DIM.:	SERIAL No.:
MFR.:	SUR.:	Shielding Angle:

ρcc	80%			70%			50%			30%			10%			0
ρw	50%	30%	10%	50%	30%	10%	50%	30%	10%	50%	30%	10%	50%	30%	10%	0
ρfc	20%			20%			20%			20%			20%			0
RCR	RCR:Room Cavity Ratio						Wall Exitance Coeffcients(WEC)									
0.0																
1.0	.270	.153	.049	.263	.150	.048	.250	.143	.046	.238	.137	.044	.226	.131	.042	
2.0	.264	.145	.044	.258	.142	.044	.246	.137	.043	.236	.132	.041	.226	.128	.040	
3.0	.250	.133	.040	.244	.131	.039	.234	.127	.039	.225	.123	.038	.216	.120	.037	
4.0	.234	.122	.036	.229	.120	.035	.220	.117	.035	.212	.114	.034	.204	.111	.034	
5.0	.219	.111	.032	.215	.110	.032	.207	.108	.032	.199	.105	.031	.192	.103	.031	
6.0	.205	.103	.029	.201	.101	.029	.194	.099	.029	.187	.097	.029	.181	.095	.028	
7.0	.192	.095	.027	.188	.094	.027	.182	.092	.026	.176	.090	.026	.170	.088	.026	
8.0	.180	.088	.025	.177	.087	.025	.171	.085	.024	.166	.084	.024	.161	.082	.024	
9.0	.169	.082	.023	.166	.081	.023	.161	.080	.023	.156	.078	.022	.152	.077	.022	
10.0	.159	.076	.021	.157	.076	.021	.152	.075	.021	.148	.073	.021	.144	.072	.021	

ρcc	80%			70%			50%			30%			10%			0
ρw	50%	30%	10%	50%	30%	10%	50%	30%	10%	50%	30%	10%	50%	30%	10%	0
ρfc	20%			20%			20%			20%			20%			0
RCR	RCR:Room Cavity Ratio						Ceiling Cavity Exitance Coefficients(CCEC)									
0.0	.191	.191	.191	.164	.164	.164	.112	.112	.112	.064	.064	.064	.021	.021	.021	
1.0	.179	.157	.139	.153	.135	.119	.104	.093	.082	.060	.054	.048	.019	.017	.016	
2.0	.170	.133	.102	.145	.115	.089	.100	.079	.062	.057	.046	.036	.018	.015	.012	
3.0	.162	.115	.078	.139	.099	.068	.095	.069	.048	.055	.040	.028	.018	.013	.009	
4.0	.154	.102	.062	.132	.088	.053	.091	.061	.038	.053	.036	.022	.017	.012	.007	
5.0	.147	.091	.050	.126	.079	.043	.087	.055	.031	.050	.032	.018	.016	.011	.006	
6.0	.140	.083	.041	.120	.072	.036	.083	.050	.026	.048	.029	.015	.016	.010	.005	
7.0	.134	.076	.035	.115	.066	.031	.079	.046	.022	.046	.027	.013	.015	.009	.004	
8.0	.128	.070	.030	.110	.061	.027	.076	.043	.019	.044	.025	.011	.014	.008	.004	
9.0	.122	.065	.027	.105	.056	.023	.073	.040	.017	.042	.023	.010	.014	.008	.003	
10.0	.116	.061	.024	.100	.053	.021	.070	.037	.015	.041	.022	.009	.013	.007	.003	

C Range: 0 - 360DEG
C Interval: 30.0DEG
Test Speed: HIGH
Temperature:25.3DEG
Operators:
Test Date:23 September 2026

γ Range: 0 - 180DEG
γ Interval: 1.0DEG
Test System:EVERFINE GO-2000A_V1 SYSTEM V2.0.295
Humidity:65.0%
Test Distance:14.200m [K=1.0000]
Remarks:

UGR(Unified Glare Rating) Table

Test:U:120.7V I:0.1735A P:20.77W PF:0.9921 Lamp Flux:2382.71x1 lm		
NAME:	TYPE:	WEIGHT:
SPEC.:	DIM.:	SERIAL No.:
MFR.:	SUR.:	Shielding Angle:

ceiling/cavity	0.7	0.7	0.5	0.5	0.3	0.7	0.7	0.5	0.5	0.3
walls	0.5	0.3	0.5	0.3	0.3	0.5	0.3	0.5	0.3	0.3
working plane	0.2	0.2	0.2	0.2	0.2	0.2	0.2	0.2	0.2	0.2
Room dimensions	Viewed crosswise					Viewed endwise				
x = 2H y = 2H	31.2	32.7	31.5	32.9	33.1	31.4	32.8	31.6	33.0	33.2
3H	32.2	33.5	32.5	33.8	34.0	32.4	33.7	32.7	33.9	34.2
4H	32.3	33.6	32.6	33.8	34.1	32.5	33.8	32.8	34.0	34.3
6H	32.3	33.4	32.6	33.7	34.0	32.5	33.6	32.8	33.9	34.2
8H	32.2	33.4	32.6	33.6	33.9	32.4	33.5	32.7	33.8	34.1
12H	32.2	33.3	32.5	33.6	33.9	32.4	33.4	32.7	33.7	34.0
4H 2H	31.7	33.0	32.0	33.2	33.5	31.8	33.1	32.2	33.4	33.6
3H	32.8	33.9	33.2	34.2	34.5	33.0	34.1	33.3	34.3	34.6
4H	33.0	34.0	33.3	34.3	34.6	33.1	34.1	33.5	34.4	34.8
6H	32.9	33.8	33.3	34.2	34.5	33.1	34.0	33.5	34.3	34.7
8H	32.9	33.7	33.3	34.1	34.4	33.1	33.9	33.5	34.2	34.6
12H	32.8	33.6	33.3	34.0	34.4	33.0	33.8	33.4	34.1	34.5
8H 4H	33.0	33.8	33.4	34.2	34.5	33.1	33.9	33.5	34.3	34.7
6H	32.9	33.6	33.4	34.0	34.4	33.1	33.8	33.6	34.2	34.6
8H	32.9	33.5	33.4	33.9	34.4	33.1	33.7	33.5	34.1	34.5
12H	32.9	33.4	33.4	33.8	34.3	33.0	33.5	33.5	34.0	34.5
12H 4H	32.9	33.7	33.4	34.1	34.5	33.1	33.8	33.5	34.2	34.6
6H	32.9	33.5	33.4	33.9	34.4	33.1	33.7	33.5	34.1	34.5
8H	32.9	33.4	33.4	33.8	34.3	33.0	33.5	33.5	34.0	34.5
Variations with the observer position at spacings:										
S = 1.0H	+ 0.3 / - 0.4					+ 0.3 / - 0.4				
1.5H	+ 0.3 / - 0.5					+ 0.3 / - 0.5				
2.0H	+ 0.5 / - 0.5					+ 0.5 / - 0.6				

CIE Pub.117 Corrected 2383 lm Total Lamp Luminous Flux.(8log(F/F0) = 3.0)

C Range: 0 - 360DEG
C Interval: 30.0DEG
Test Speed: HIGH
Temperature:25.3DEG
Operators:
Test Date:23 September 2026

γ Range: 0 - 180DEG
γ Interval: 1.0DEG
Test System:EVERFINE GO-2000A_V1 SYSTEM V2.0.295
Humidity:65.0%
Test Distance:14.200m [K=1.0000]
Remarks:

UTILIZATION FACTORS TABLE

Test:U:120.7V I:0.1735A P:20.77W PF:0.9921 Lamp Flux:2382.71x1 lm		
NAME:	TYPE:	WEIGHT:
SPEC.:	DIM.:	SERIAL No.:
MFR.:	SUR.:	Shielding Angle:

REFLECTANCE										
Ceiling	0.8	0.8	0.8	0.7	0.7	0.7	0.5	0.5	0.5	0
Walls	0.7	0.5	0.3	0.7	0.5	0.3	0.7	0.5	0.3	0
Working plane	0.2	0.2	0.2	0.2	0.2	0.2	0.2	0.2	0.2	0
ROOM INDEX	UTILIZATION FACTORS(PERCENT) k(RI) x RCR = 5									
k = 0.60	60	49	42	59	48	42	58	48	42	35
0.80	70	59	52	69	59	52	68	58	52	45
1.00	79	69	62	78	68	61	76	69	61	54
1.25	86	76	70	85	76	69	82	74	69	62
1.50	91	82	76	89	81	75	86	79	74	67
2.00	98	90	84	96	89	83	92	87	82	74
2.50	101	94	89	99	93	88	96	90	86	78
3.00	104	98	93	102	97	92	98	94	90	82
4.00	108	103	99	106	101	98	102	98	95	86
5.00	110	106	102	108	104	101	103	100	98	89
ROOM INDEX	UF(total)									Direct
According to DIN EN 13032-2 2004				Suspended					SHRNOM = 1.25	

C Range: 0 - 360DEG
C Interval: 30.0DEG
Test Speed: HIGH
Temperature:25.3DEG
Operators:
Test Date:23 September 2026

γ Range: 0 - 180DEG
γ Interval: 1.0DEG
Test System:EVERFINE GO-2000A_V1 SYSTEM V2.0.295
Humidity:65.0%
Test Distance:14.200m [K=1.0000]
Remarks:

ISOCANDELA DIAGRAM

Test:U:120.7V I:0.1735A P:20.77W PF:0.9921 Lamp Flux:2382.71x1 lm		
NAME:	TYPE:	WEIGHT:
SPEC.:	DIM.:	SERIAL No.:
MFR.:	SUR.:	Shielding Angle:

Conical surface Flux(90deg):
1407.4 lm
%lum = 59.1%
%lamp = 59.1%

Conical surface Flux(120deg):
2031.2 lm
%lum = 85.2%
%lamp = 85.2%

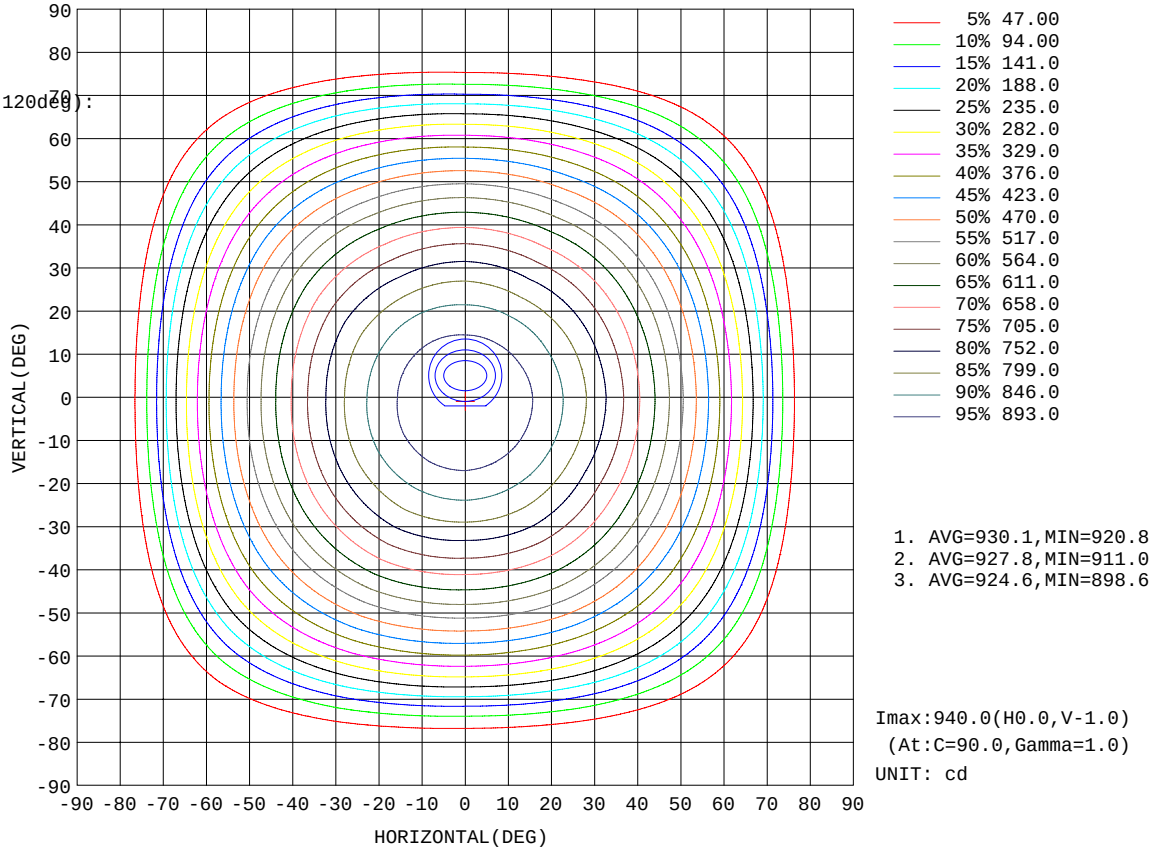

1. AVG=930.1,MIN=920.8
2. AVG=927.8,MIN=911.0
3. AVG=924.6,MIN=898.6

Imax:940.0(H0.0,V-1.0)
(At:C=90.0,Gamma=1.0)
UNIT: cd

C Range: 0 - 360DEG
C Interval: 30.0DEG
Test Speed: HIGH
Temperature:25.3DEG
Operators:
Test Date:23 September 2026

γ Range: 0 - 180DEG
γ Interval: 1.0DEG
Test System:EVERFINE GO-2000A_V1 SYSTEM V2.0.295
Humidity:65.0%
Test Distance:14.200m [K=1.0000]
Remarks:

AAI Figure

Test:U:120.7V I:0.1735A P:20.77W PF:0.9921 Lamp Flux:2382.71x1 lm		
NAME:	TYPE:	WEIGHT:
SPEC.:	DIM.:	SERIAL No.:
MFR.:	SUR.:	Shielding Angle:

Flux out:1804 lm

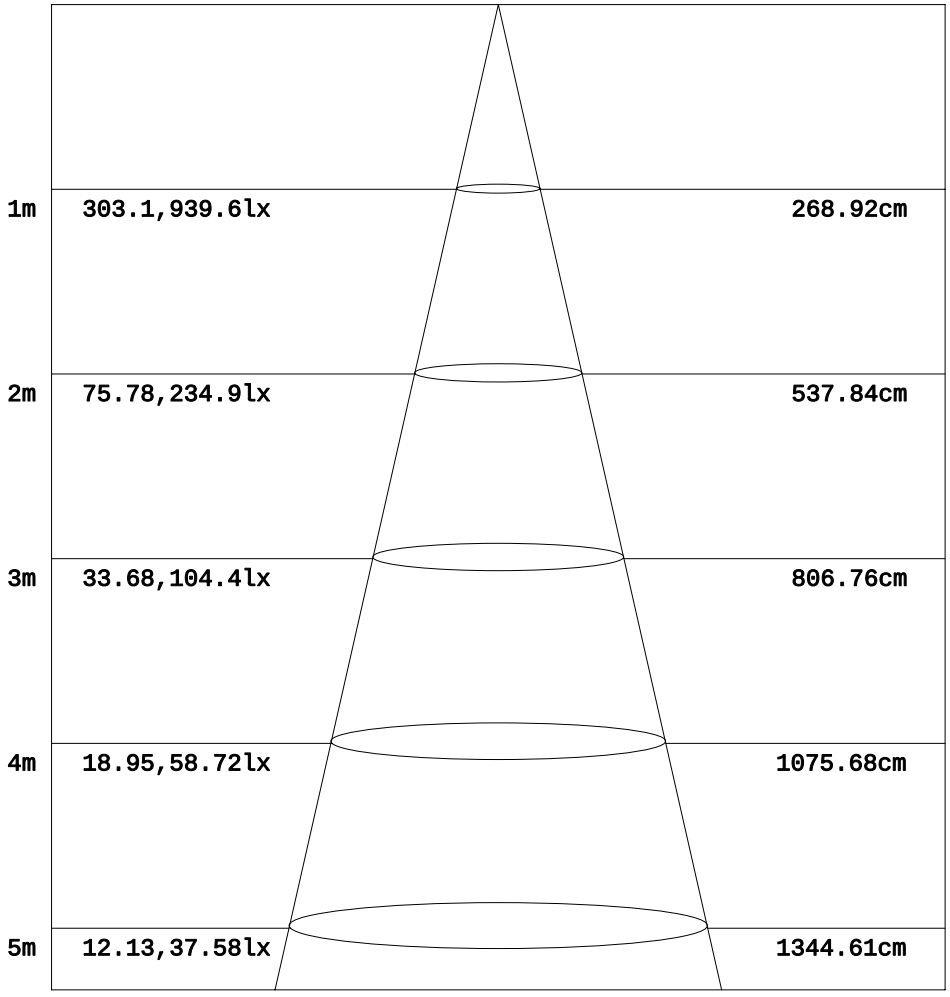

Note:The Curves indicate the illuminated area and the average illumination when the luminaire is at different distance.

C Range: 0 - 360DEG
C Interval: 30.0DEG
Test Speed: HIGH
Temperature:25.3DEG
Operators:
Test Date:23 September 2026

γ Range: 0 - 180DEG
γ Interval: 1.0DEG
Test System:EVERFINE GO-2000A_V1 SYSTEM V2.0.295
Humidity:65.0%
Test Distance:14.200m [K=1.0000]
Remarks:

ISOLUX DIAGRAM

Test:U:120.7V I:0.1735A P:20.77W PF:0.9921 Lamp Flux:2382.71x1 lm		
NAME:	TYPE:	WEIGHT:
SPEC.:	DIM.:	SERIAL No.:
MFR.:	SUR.:	Shielding Angle:

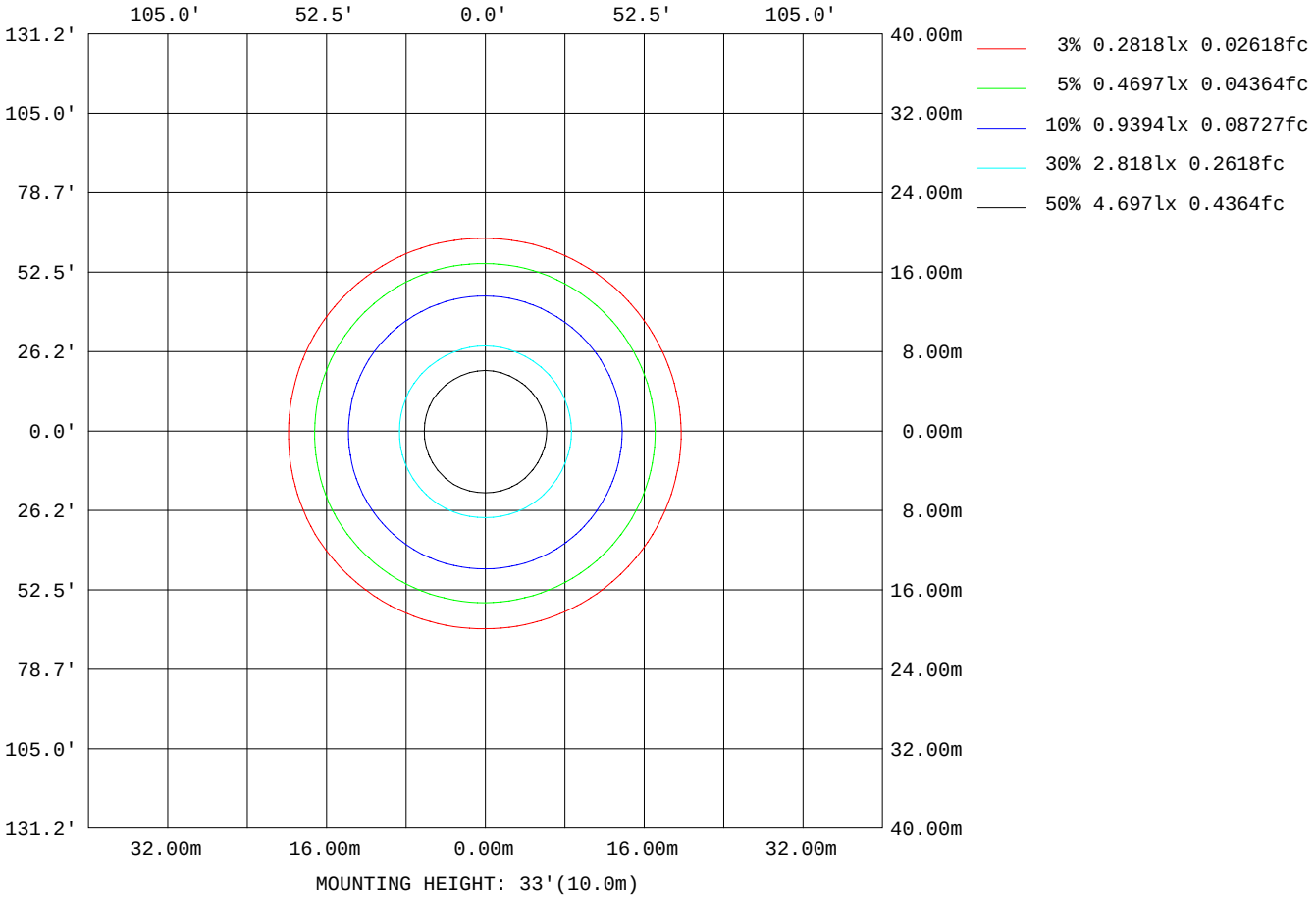

C Range: 0 - 360DEG
C Interval: 30.0DEG
Test Speed: HIGH
Temperature:25.3DEG
Operators:
Test Date:23 September 2026

γ Range: 0 - 180DEG
γ Interval: 1.0DEG
Test System:EVERFINE GO-2000A_V1 SYSTEM V2.0.295
Humidity:65.0%
Test Distance:14.200m [K=1.0000]
Remarks:

LED Avg.L Report

Test:U:120.7V I:0.1735A P:20.77W PF:0.9921 Lamp Flux:2382.71x1 lm		
NAME:	TYPE:	WEIGHT:
SPEC.:	DIM.:	SERIAL No.:
MFR.:	SUR.:	Shielding Angle:

AvgL	cd/m2
L_0~180(65)av	160960
L_0~180(75)av	67591
L_0~180(85)av	3007
L_90~270(65)av	156267
L_90~270(75)av	60774
L_90~270(85)av	4722
L_45(65)av	160376
L_45(75)av	67470
L_45(85)av	4454

Standard: GB/T 29293-2012

C Range: 0 - 360DEG
C Interval: 30.0DEG
Test Speed: HIGH
Temperature:25.3DEG
Operators:
Test Date:23 September 2026

γ Range: 0 - 180DEG
γ Interval: 1.0DEG
Test System:EVERFINE GO-2000A_V1 SYSTEM V2.0.295
Humidity:65.0%
Test Distance:14.200m [K=1.0000]
Remarks:

Planar Illuminance Curve

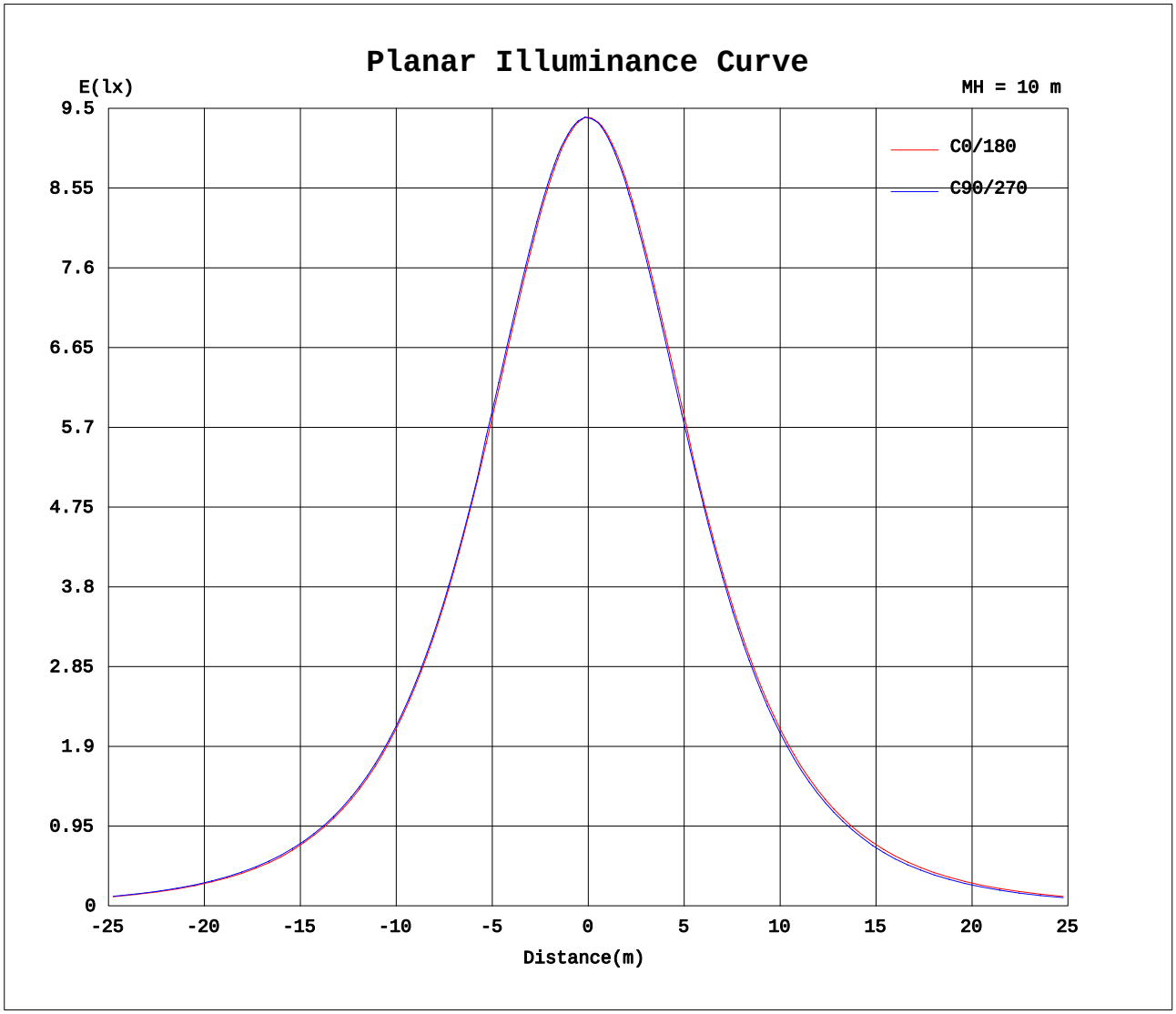

C Range: 0 - 360DEG
C Interval: 30.0DEG
Test Speed: HIGH
Temperature:25.3DEG
Operators:
Test Date:23 September 2026

γ Range: 0 - 180DEG
γ Interval: 1.0DEG
Test System:EVERFINE GO-2000A_V1 SYSTEM V2.0.295
Humidity:65.0%
Test Distance:14.200m [K=1.0000]
Remarks:

LUMINOUS DISTRIBUTION INTENSITY DATA

Test:U:120.7V I:0.1735A P:20.77W PF:0.9921 Lamp Flux:2382.71x1 lm		
NAME:	TYPE:	WEIGHT:
SPEC.:	DIM.:	SERIAL No.:
MFR.:	SUR.:	Shielding Angle:

Table--1 UNIT: cd

γ (DEG) \ C(DEG)	0	30	60	90	120	150	180	210	240	270	300	330
0	939	939	939	939	939	939	939	939	939	939	939	939
5	934	935	935	937	937	936	934	934	932	932	932	932
10	920	921	923	925	925	923	920	918	917	915	915	916
15	897	898	901	904	904	902	898	895	893	889	889	892
20	866	868	871	874	874	872	866	863	861	857	857	859
25	826	830	833	837	838	835	829	825	821	816	817	819
30	780	777	787	785	793	784	776	779	767	768	761	772
35	725	724	733	732	739	731	722	725	713	712	706	716
40	664	663	672	672	679	672	662	663	652	650	644	654
45	598	597	606	606	614	607	597	597	585	582	576	586
50	525	525	534	535	543	536	525	525	513	509	504	513
55	447	448	457	457	465	460	449	448	436	430	425	435
60	360	364	369	373	378	379	366	361	353	342	341	347
65	269	274	278	279	287	289	275	270	262	249	250	256
70	169	174	177	176	186	188	174	170	161	146	148	155
75	68.1	71.9	75.5	74.9	83.0	84.1	71.9	68.9	62.0	51.0	52.6	57.6
80	12.1	13.2	14.9	16.2	18.2	18.0	13.7	13.3	11.5	9.13	9.10	9.97
85	1.17	1.35	1.64	2.06	2.14	1.83	0.93	1.46	1.53	1.23	1.12	1.17
90	0.00	0.00	0.00	0.00	0.00	0.00	0.00	0.00	0.00	0.00	0.00	0.00
95	0.00	0.00	0.00	0.00	0.00	0.00	0.00	0.00	0.00	0.00	0.00	0.00
100	0.00	0.00	0.00	0.00	0.00	0.00	0.00	0.00	0.00	0.00	0.00	0.00
105	0.00	0.00	0.00	0.00	0.00	0.00	0.00	0.00	0.00	0.00	0.00	0.00
110	0.00	0.00	0.00	0.00	0.00	0.00	0.00	0.00	0.00	0.00	0.00	0.00
115	0.00	0.00	0.00	0.00	0.00	0.00	0.00	0.00	0.00	0.00	0.00	0.00
120	0.00	0.00	0.00	0.00	0.00	0.00	0.00	0.00	0.00	0.00	0.00	0.00
125	0.00	0.00	0.00	0.00	0.00	0.00	0.00	0.00	0.00	0.00	0.00	0.00
130	0.13	0.00	0.00	0.00	0.00	0.00	0.00	0.00	0.00	0.03	0.03	0.00
135	0.64	0.50	0.36	0.31	0.31	0.40	0.27	0.29	0.43	0.55	0.50	0.43
140	1.11	0.95	0.84	0.82	0.79	0.88	0.74	0.79	0.90	1.00	0.98	0.91
145	1.51	1.39	1.28	1.26	1.24	1.35	1.14	1.23	1.30	1.43	1.39	1.30
150	1.90	1.78	1.69	1.69	1.66	1.71	1.57	1.61	1.69	1.81	1.75	1.67
155	2.25	2.10	2.05	2.08	2.01	2.08	1.93	1.97	2.06	2.15	2.13	2.03
160	2.50	2.42	2.37	2.37	2.33	2.38	2.28	2.33	2.40	2.50	2.45	2.33
165	2.74	2.66	2.64	2.64	2.60	2.65	2.57	2.65	2.66	2.76	2.70	2.64
170	2.93	2.89	2.88	2.88	2.85	2.88	2.84	2.88	2.90	2.96	2.93	2.88
175	3.08	3.08	3.08	3.05	3.05	3.08	3.05	3.09	3.08	3.09	3.11	3.07
180	3.17	3.19	3.19	3.17	3.19	3.21	3.15	3.19	3.17	3.19	3.19	3.19

C Range: 0 - 360DEG
C Interval: 30.0DEG
Test Speed: HIGH
Temperature:25.3DEG
Operators:
Test Date:23 September 2026

γ Range: 0 - 180DEG
γ Interval: 1.0DEG
Test System:EVERFINE GO-2000A_V1 SYSTEM V2.0.295
Humidity:65.0%
Test Distance:14.200m [K=1.0000]
Remarks: