LUMINAIRE PHOTOMETRIC TEST REPORT

Test:U:120.7V I:0.2290A P:27.44W PF:0.9930 Lamp Flux:2711.93x1 lm		
NAME:	TYPE:	WEIGHT:
SPEC.:	DIM.:	SERIAL No.:
MFR.:	SUR.:	Shielding Angle:

DATA OF LAMP		PHOTOMETRIC DATA		Eff: 98.84 lm/W	
MODEL	PT-CDL-38-DD-5C3P-30w-2700k	Imax(cd)	1078	S/MH(C0/180)	1.24
NOMINAL POWER(W)	30	LOR(%)	100.0	S/MH(C90/270)	1.22
RATED VOLTAGE(V)	120	TOTAL FLUX(lm)	2711.9	η UP,DN(C0-180)	0.1,51.2
NOMINAL FLUX(lm)	2711.93	CIE CLASS	DIRECT	η UP,DN(C180-360)	0.1,48.6
LAMPS INSIDE	1	η up(%)	0.2	CIBSE SHR NOM	1.25
TEST VOLTAGE(V)	120	η down(%)	99.8	CIBSE SHR MAX	1.35

LUMINOUS INTENSITY DISTRIBUTION DIAGRAM

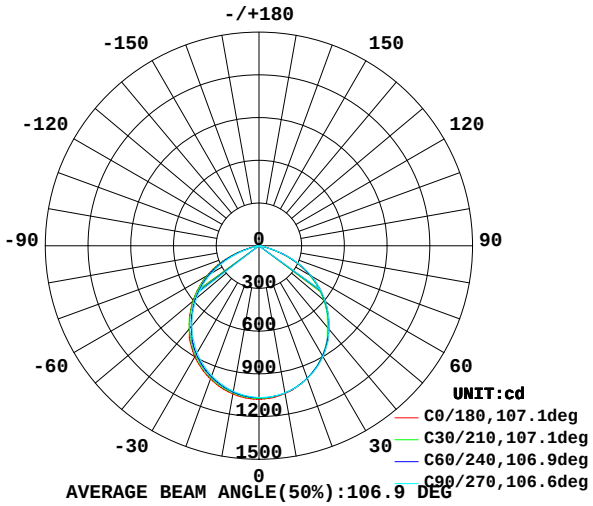

AVERAGE BEAM ANGLE(50%):106.9 DEG

C0 PLANE ISOLUX DIAGRAM (UNIT:lx)

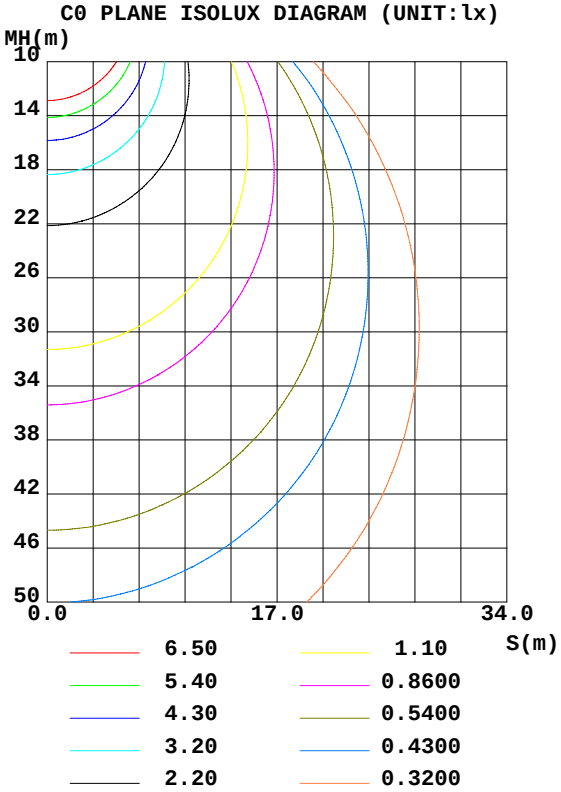

C Range: 0 - 360DEG
C Interval: 30.0DEG
Test Speed: HIGH
Temperature:25.3DEG
Operators:
Test Date:23 September 2026

γ Range: 0 - 180DEG
γ Interval: 1.0DEG
Test System:EVERFINE GO-2000A_V1 SYSTEM V2.0.295
Humidity:65.0%
Test Distance:14.200m [K=1.0000]
Remarks:

ZONAL FLUX DIAGRAM

ZONAL FLUX DIAGRAM:

γ	C0	C45	C90	C135	C180	C225	C270	C315	γ	Φ zone	Φ total	%lum,lamp
10	1055	1050	1050	1049	1057	1046	1037	1032	0- 10	100.9	100.9	3.72,3.72
20	991.4	990.2	993.1	995.2	995.7	982.8	969.8	963.8	10- 20	287.7	388.6	14.3,14.3
30	891.9	893.6	899.2	905.1	900.0	884.1	867.9	859.1	20- 30	433.1	821.7	30.3,30.3
40	757.6	759.4	764.3	776.4	762.7	749.0	732.8	720.1	30- 40	515.0	1337	49.3,49.3
50	597.2	601.7	608.7	624.1	605.8	591.0	572.4	558.8	40- 50	521.3	1858	68.5,68.5
60	408.8	418.0	425.3	446.4	423.8	407.7	382.5	370.7	50- 60	451.6	2310	85.2,85.2
70	188.3	198.9	203.8	232.1	204.9	189.2	160.2	150.3	60- 70	300.6	2610	96.3,96.3
80	13.15	16.24	20.15	28.76	17.87	15.03	10.24	8.542	70- 80	92.03	2702	99.6,99.6
90	0	0	0	0	0	0	0	0	80- 90	4.416	2707	99.8,99.8
100	0	0	0	0	0	0	0	0	90-100	0	2707	99.8,99.8
110	0	0	0	0	0	0	0	0	100-110	0	2707	99.8,99.8
120	0	0	0	0	0	0	0	0	110-120	0	2707	99.8,99.8
130	0.9213	0.6361	0.4557	0.3887	0.4288	0.5356	0.7353	0.7495	120-130	0.1437	2707	99.8,99.8
140	2.034	1.747	1.594	1.527	1.567	1.647	1.832	1.821	130-140	0.8851	2708	99.8,99.8
150	2.930	2.697	2.585	2.523	2.545	2.583	2.770	2.698	140-150	1.367	2709	99.9,99.9
160	3.627	3.460	3.401	3.300	3.361	3.380	3.533	3.447	150-160	1.401	2710	99.9,99.9
170	4.122	4.002	3.949	3.902	4.043	4.003	4.069	4.022	160-170	1.049	2712	100,100
180	4.351	4.344	4.310	4.297	4.418	4.357	4.297	4.310	170-180	0.3954	2712	100,100
DEG	LUMINOUS INTENSITY:cd									UNIT:lm		

C Range: 0 - 360DEG
C Interval: 30.0DEG
Test Speed: HIGH
Temperature:25.3DEG
Operators:
Test Date:23 September 2026

γ Range: 0 - 180DEG
γ Interval: 1.0DEG
Test System:EVERFINE GO-2000A_V1 SYSTEM V2.0.295
Humidity:65.0%
Test Distance:14.200m [K=1.0000]
Remarks:

CU AND LUMINAIRE BUDGETARY ESTIMATE DIAGRAM

Test:U:120.7V I:0.2290A P:27.44W PF:0.9930 Lamp Flux:2711.93x1 lm		
NAME:	TYPE:	WEIGHT:
SPEC.:	DIM.:	SERIAL No.:
MFR.:	SUR.:	Shielding Angle:

ρcc	80%			70%			50%			30%			10%			0
ρw	50%	30%	10%	50%	30%	10%	50%	30%	10%	50%	30%	10%	50%	30%	10%	0
ρfc	20%			20%			20%			20%			20%			0
RCR	RCR:Room Cavity Ratio			Coefficients of Utilization(CU)												
0.0	1.19	1.19	1.19	1.16	1.16	1.16	1.11	1.11	1.11	1.06	1.06	1.06	1.02	1.02	1.02	.00
1.0	1.06	1.02	.99	1.04	1.00	.97	.99	.97	.94	.96	.93	.91	.92	.90	.88	.86
2.0	.93	.87	.82	.91	.86	.81	.88	.83	.79	.85	.81	.77	.82	.78	.75	.73
3.0	.82	.75	.69	.81	.74	.68	.78	.72	.67	.75	.70	.66	.73	.68	.65	.63
4.0	.73	.65	.59	.72	.64	.58	.70	.63	.57	.67	.61	.57	.65	.60	.56	.54
5.0	.66	.57	.51	.65	.57	.50	.62	.55	.50	.61	.54	.49	.59	.53	.49	.47
6.0	.59	.51	.44	.58	.50	.44	.57	.49	.44	.55	.48	.43	.53	.48	.43	.41
7.0	.54	.45	.39	.53	.45	.39	.51	.44	.39	.50	.43	.39	.49	.43	.38	.36
8.0	.49	.41	.35	.48	.41	.35	.47	.40	.35	.46	.39	.35	.45	.39	.34	.33
9.0	.45	.37	.32	.45	.37	.32	.43	.36	.31	.42	.36	.31	.41	.35	.31	.29
10.0	.42	.34	.29	.41	.34	.29	.40	.33	.29	.39	.33	.28	.38	.32	.28	.27

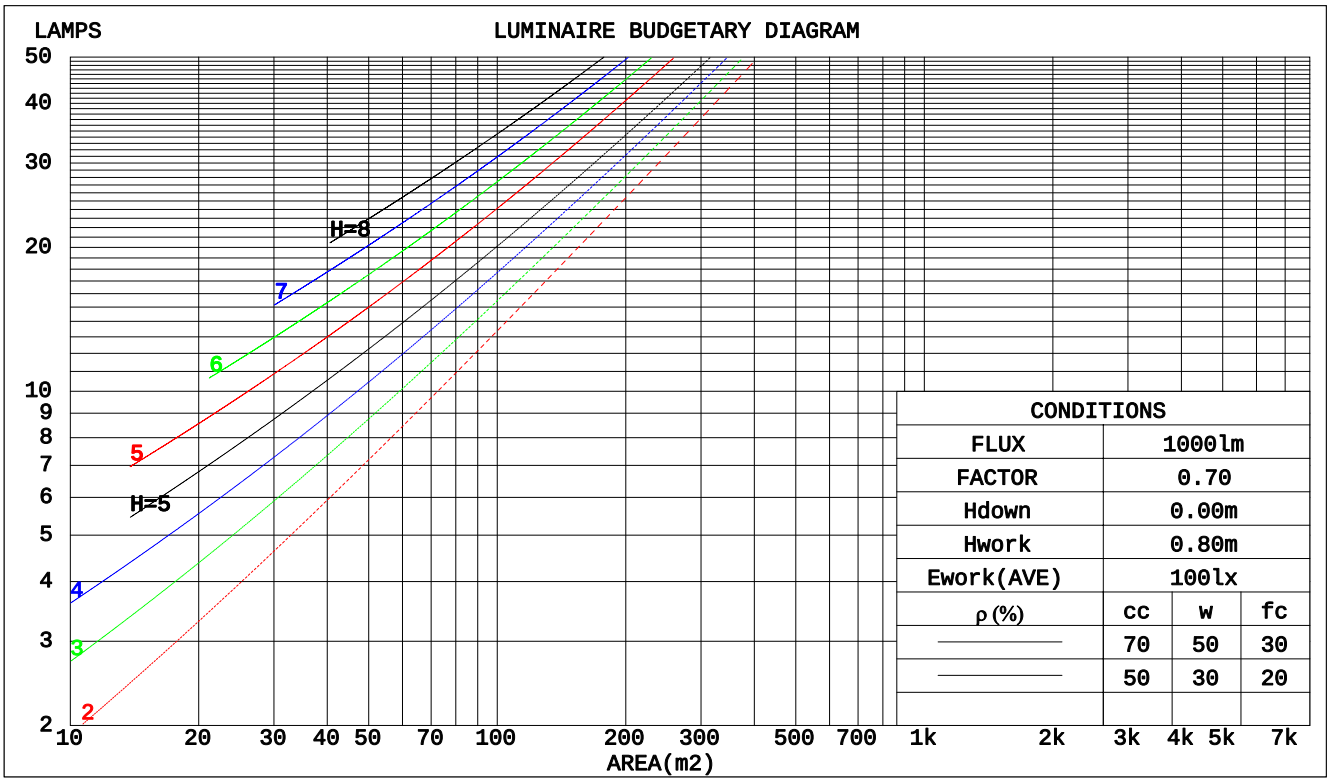

C Range: 0 - 360DEG
C Interval: 30.0DEG
Test Speed: HIGH
Temperature:25.3DEG
Operators:
Test Date:23 September 2026

γ Range: 0 - 180DEG
γ Interval: 1.0DEG
Test System:EVERFINE GO-2000A_V1 SYSTEM V2.0.295
Humidity:65.0%
Test Distance:14.200m [K=1.0000]
Remarks:

WEC AND CCEC

Test:U:120.7V I:0.2290A P:27.44W PF:0.9930 Lamp Flux:2711.93x1 lm		
NAME:	TYPE:	WEIGHT:
SPEC.:	DIM.:	SERIAL No.:
MFR.:	SUR.:	Shielding Angle:

ρcc	80%			70%			50%			30%			10%			0
ρw	50%	30%	10%	50%	30%	10%	50%	30%	10%	50%	30%	10%	50%	30%	10%	0
ρfc	20%			20%			20%			20%			20%			0
RCR	RCR:Room Cavity Ratio						Wall Exitance Coeffcients(WEC)									
0.0																
1.0	.270	.154	.049	.263	.150	.048	.250	.143	.046	.238	.137	.044	.227	.131	.042	
2.0	.264	.145	.044	.258	.142	.044	.246	.137	.043	.236	.132	.041	.226	.128	.040	
3.0	.250	.133	.040	.244	.131	.039	.234	.127	.039	.225	.123	.038	.216	.120	.037	
4.0	.234	.122	.036	.229	.120	.035	.220	.117	.035	.212	.114	.034	.204	.111	.034	
5.0	.219	.111	.032	.215	.110	.032	.206	.108	.032	.199	.105	.031	.192	.103	.031	
6.0	.205	.103	.029	.201	.101	.029	.194	.099	.029	.187	.097	.029	.181	.095	.028	
7.0	.192	.095	.027	.188	.094	.027	.182	.092	.026	.176	.090	.026	.170	.088	.026	
8.0	.180	.088	.025	.177	.087	.025	.171	.085	.024	.166	.084	.024	.160	.082	.024	
9.0	.169	.082	.023	.166	.081	.023	.161	.080	.023	.156	.078	.022	.152	.077	.022	
10.0	.159	.076	.021	.157	.076	.021	.152	.075	.021	.148	.073	.021	.144	.072	.021	

ρcc	80%			70%			50%			30%			10%			0
ρw	50%	30%	10%	50%	30%	10%	50%	30%	10%	50%	30%	10%	50%	30%	10%	0
ρfc	20%			20%			20%			20%			20%			0
RCR	RCR:Room Cavity Ratio						Ceiling Cavity Exitance Coefficients(CCEC)									
0.0	.192	.192	.192	.164	.164	.164	.112	.112	.112	.064	.064	.064	.021	.021	.021	
1.0	.179	.158	.139	.153	.136	.120	.105	.093	.083	.060	.054	.048	.019	.017	.016	
2.0	.170	.134	.103	.146	.115	.089	.100	.080	.062	.058	.046	.036	.018	.015	.012	
3.0	.162	.116	.079	.139	.100	.068	.095	.069	.048	.055	.040	.028	.018	.013	.009	
4.0	.155	.102	.062	.133	.088	.054	.091	.062	.038	.053	.036	.022	.017	.012	.007	
5.0	.148	.092	.050	.127	.079	.044	.087	.055	.031	.051	.033	.018	.016	.011	.006	
6.0	.141	.083	.042	.121	.072	.037	.083	.050	.026	.048	.030	.015	.016	.010	.005	
7.0	.134	.076	.036	.115	.066	.031	.080	.046	.022	.046	.027	.013	.015	.009	.004	
8.0	.128	.070	.031	.110	.061	.027	.076	.043	.019	.044	.025	.011	.014	.008	.004	
9.0	.122	.066	.027	.105	.057	.024	.073	.040	.017	.042	.024	.010	.014	.008	.003	
10.0	.117	.061	.024	.101	.053	.021	.070	.037	.015	.041	.022	.009	.013	.007	.003	

C Range: 0 - 360DEG
C Interval: 30.0DEG
Test Speed: HIGH
Temperature:25.3DEG
Operators:
Test Date:23 September 2026

γ Range: 0 - 180DEG
γ Interval: 1.0DEG
Test System:EVERFINE GO-2000A_V1 SYSTEM V2.0.295
Humidity:65.0%
Test Distance:14.200m [K=1.0000]
Remarks:

UGR(Unified Glare Rating) Table

Test:U:120.7V I:0.2290A P:27.44W PF:0.9930 Lamp Flux:2711.93x1 lm		
NAME:	TYPE:	WEIGHT:
SPEC.:	DIM.:	SERIAL No.:
MFR.:	SUR.:	Shielding Angle:

ceiling/cavity	0.7	0.7	0.5	0.5	0.3	0.7	0.7	0.5	0.5	0.3
walls	0.5	0.3	0.5	0.3	0.3	0.5	0.3	0.5	0.3	0.3
working plane	0.2	0.2	0.2	0.2	0.2	0.2	0.2	0.2	0.2	0.2
Room dimensions	Viewed crosswise					Viewed endwise				
x = 2H y = 2H	31.7	33.1	31.9	33.3	33.5	31.8	33.3	32.1	33.5	33.7
3H	32.6	34.0	32.9	34.2	34.4	32.8	34.2	33.1	34.4	34.6
4H	32.7	34.0	33.0	34.2	34.5	33.0	34.3	33.3	34.5	34.8
6H	32.7	33.8	33.0	34.1	34.4	32.9	34.1	33.3	34.4	34.7
8H	32.6	33.8	33.0	34.0	34.3	32.9	34.0	33.2	34.3	34.6
12H	32.6	33.7	32.9	33.9	34.3	32.8	33.9	33.2	34.2	34.5
4H 2H	32.2	33.4	32.5	33.7	33.9	32.3	33.6	32.6	33.8	34.1
3H	33.2	34.3	33.6	34.6	34.9	33.4	34.5	33.8	34.8	35.1
4H	33.4	34.4	33.7	34.7	35.0	33.6	34.6	34.0	34.9	35.2
6H	33.3	34.2	33.7	34.5	34.9	33.6	34.4	34.0	34.8	35.2
8H	33.3	34.1	33.7	34.5	34.8	33.5	34.3	33.9	34.7	35.1
12H	33.2	34.0	33.7	34.4	34.8	33.5	34.2	33.9	34.6	35.0
8H 4H	33.4	34.2	33.8	34.6	34.9	33.6	34.4	34.0	34.8	35.2
6H	33.3	34.0	33.8	34.4	34.8	33.6	34.2	34.0	34.7	35.1
8H	33.3	33.9	33.8	34.3	34.8	33.6	34.1	34.0	34.6	35.0
12H	33.3	33.8	33.7	34.2	34.7	33.5	34.0	34.0	34.5	34.9
12H 4H	33.3	34.1	33.8	34.5	34.9	33.6	34.3	34.0	34.7	35.1
6H	33.3	33.9	33.8	34.3	34.8	33.5	34.1	34.0	34.6	35.0
8H	33.3	33.8	33.8	34.2	34.7	33.5	34.0	34.0	34.5	34.9

Variations with the observer position at spacings:		
S = 1.0H	+ 0.3 / - 0.4	+ 0.3 / - 0.4
1.5H	+ 0.3 / - 0.5	+ 0.3 / - 0.5
2.0H	+ 0.5 / - 0.5	+ 0.5 / - 0.6

CIE Pub.117 Corrected 2712 lm Total Lamp Luminous Flux.(8log(F/F0) = 3.5)

C Range: 0 - 360DEG
C Interval: 30.0DEG
Test Speed: HIGH
Temperature:25.3DEG
Operators:
Test Date:23 September 2026

γ Range: 0 - 180DEG
γ Interval: 1.0DEG
Test System:EVERFINE GO-2000A_V1 SYSTEM V2.0.295
Humidity:65.0%
Test Distance:14.200m [K=1.0000]
Remarks:

UTILIZATION FACTORS TABLE

Test:U:120.7V I:0.2290A P:27.44W PF:0.9930 Lamp Flux:2711.93x1 lm		
NAME:	TYPE:	WEIGHT:
SPEC.:	DIM.:	SERIAL No.:
MFR.:	SUR.:	Shielding Angle:

REFLECTANCE										
Ceiling	0.8	0.8	0.8	0.7	0.7	0.7	0.5	0.5	0.5	0
Walls	0.7	0.5	0.3	0.7	0.5	0.3	0.7	0.5	0.3	0
Working plane	0.2	0.2	0.2	0.2	0.2	0.2	0.2	0.2	0.2	0
ROOM INDEX	UTILIZATION FACTORS(PERCENT) k(RI) x RCR = 5									
k = 0.60	60	49	42	59	48	42	58	48	42	35
0.80	70	59	52	69	59	52	67	58	52	45
1.00	79	69	62	78	68	61	76	69	61	54
1.25	86	76	70	85	76	69	82	74	69	62
1.50	91	82	76	89	81	75	86	79	74	67
2.00	98	90	84	96	89	83	92	87	82	74
2.50	101	94	89	99	93	88	95	90	86	78
3.00	104	98	93	102	97	92	98	94	90	82
4.00	108	103	99	106	101	98	102	98	95	86
5.00	110	106	102	108	104	101	103	100	98	89
ROOM INDEX	UF(total)									Direct
According to DIN EN 13032-2 2004				Suspended					SHRNOM = 1.25	

C Range: 0 - 360DEG
C Interval: 30.0DEG
Test Speed: HIGH
Temperature:25.3DEG
Operators:
Test Date:23 September 2026

γ Range: 0 - 180DEG
γ Interval: 1.0DEG
Test System:EVERFINE GO-2000A_V1 SYSTEM V2.0.295
Humidity:65.0%
Test Distance:14.200m [K=1.0000]
Remarks:

ISOCANDELA DIAGRAM

Test:U:120.7V I:0.2290A P:27.44W PF:0.9930 Lamp Flux:2711.93x1 lm		
NAME:	TYPE:	WEIGHT:
SPEC.:	DIM.:	SERIAL No.:
MFR.:	SUR.:	Shielding Angle:

Conical surface Flux(90deg):
1601.2 lm
%lum = 59.0%
%lamp = 59.0%

Conical surface Flux(120deg):
2309.6 lm
%lum = 85.2%
%lamp = 85.2%

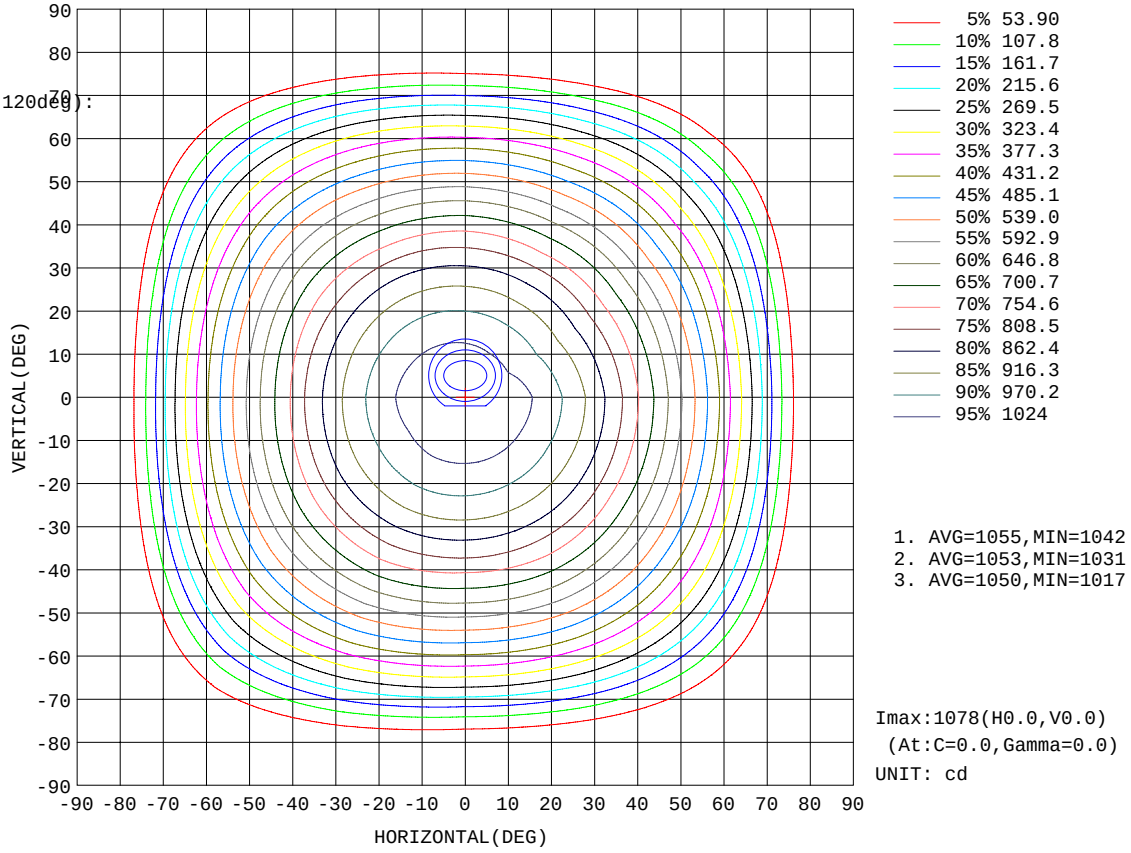

1. AVG=1055,MIN=1042
2. AVG=1053,MIN=1031
3. AVG=1050,MIN=1017

Imax:1078(H0.0,V0.0)
(At:C=0.0,Gamma=0.0)
UNIT: cd

C Range: 0 - 360DEG
C Interval: 30.0DEG
Test Speed: HIGH
Temperature:25.3DEG
Operators:
Test Date:23 September 2026

γ Range: 0 - 180DEG
γ Interval: 1.0DEG
Test System:EVERFINE GO-2000A_V1 SYSTEM V2.0.295
Humidity:65.0%
Test Distance:14.200m [K=1.0000]
Remarks:

AAI Figure

Test:U:120.7V I:0.2290A P:27.44W PF:0.9930 Lamp Flux:2711.93x1 lm		
NAME:	TYPE:	WEIGHT:
SPEC.:	DIM.:	SERIAL No.:
MFR.:	SUR.:	Shielding Angle:

Flux out:2004 lm

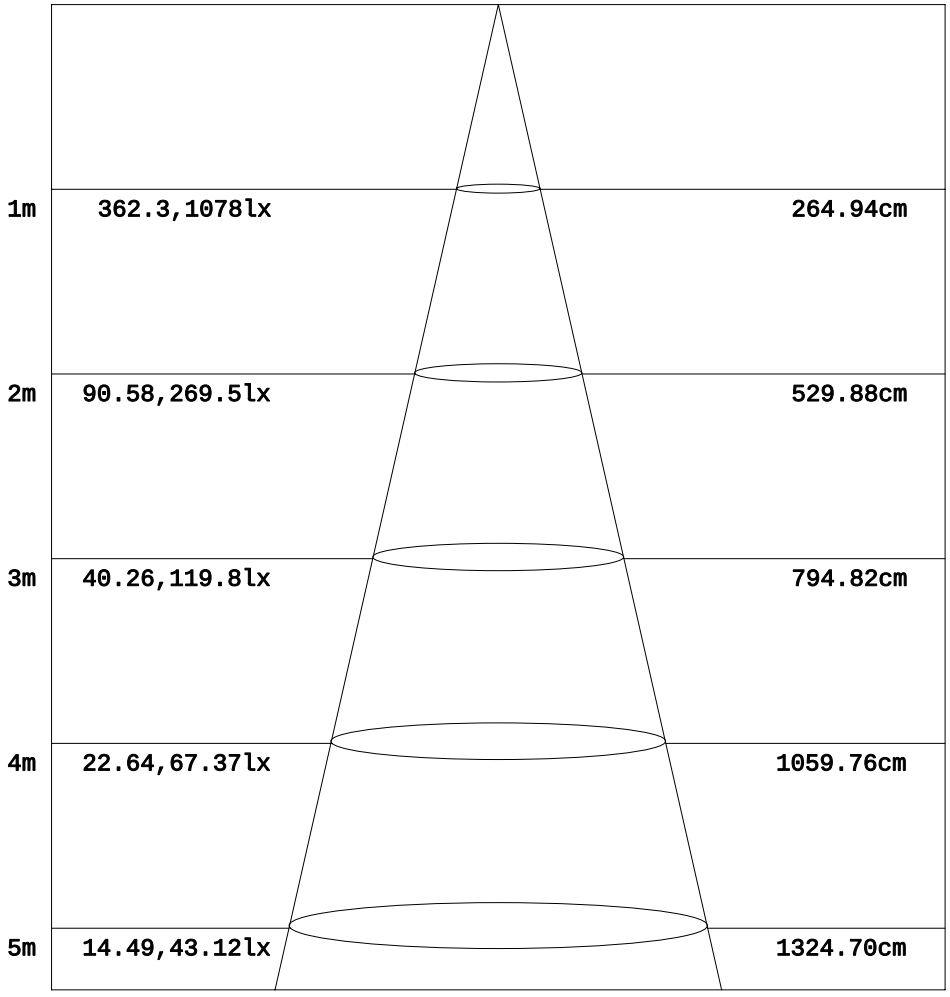

Height Eavg,Emax Angle:105.90deg Diameter

Note:The Curves indicate the illuminated area and the average illumination when the luminaire is at different distance.

C Range: 0 - 360DEG
C Interval: 30.0DEG
Test Speed: HIGH
Temperature:25.3DEG
Operators:
Test Date:23 September 2026

γ Range: 0 - 180DEG
γ Interval: 1.0DEG
Test System:EVERFINE GO-2000A_V1 SYSTEM V2.0.295
Humidity:65.0%
Test Distance:14.200m [K=1.0000]
Remarks:

ISOLUX DIAGRAM

Test:U:120.7V I:0.2290A P:27.44W PF:0.9930 Lamp Flux:2711.93x1 lm		
NAME:	TYPE:	WEIGHT:
SPEC.:	DIM.:	SERIAL No.:
MFR.:	SUR.:	Shielding Angle:

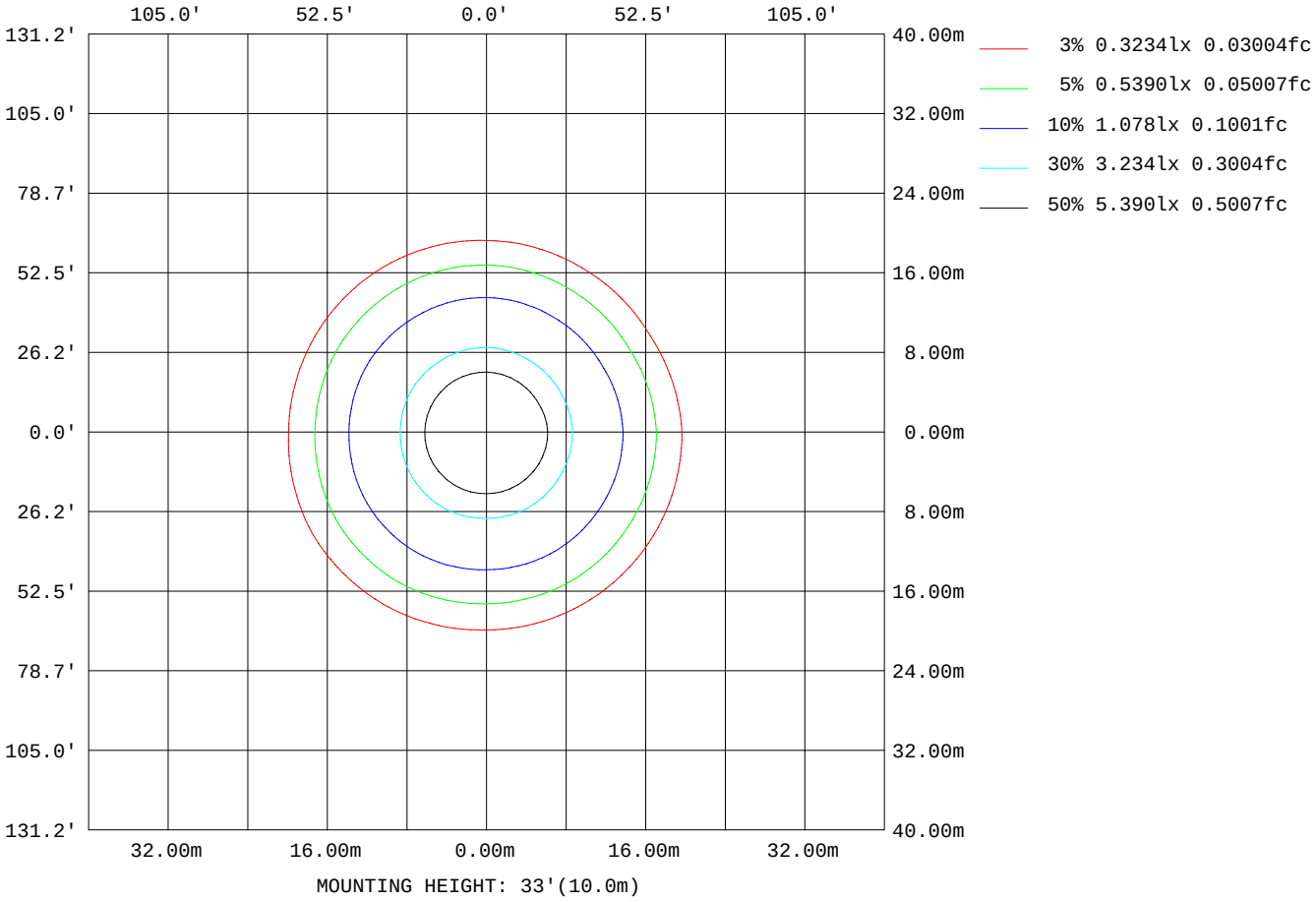

C Range: 0 - 360DEG
C Interval: 30.0DEG
Test Speed: HIGH
Temperature:25.3DEG
Operators:
Test Date:23 September 2026

γ Range: 0 - 180DEG
γ Interval: 1.0DEG
Test System:EVERFINE GO-2000A_V1 SYSTEM V2.0.295
Humidity:65.0%
Test Distance:14.200m [K=1.0000]
Remarks:

LED Avg.L Report

Test:U:120.7V I:0.2290A P:27.44W PF:0.9930 Lamp Flux:2711.93x1 lm		
NAME:	TYPE:	WEIGHT:
SPEC.:	DIM.:	SERIAL No.:
MFR.:	SUR.:	Shielding Angle:

AvgL	cd/m2
L_0~180(65)av	184499
L_0~180(75)av	77993
L_0~180(85)av	5408
L_90~270(65)av	176647
L_90~270(75)av	69110
L_90~270(85)av	7124
L_45(65)av	181549
L_45(75)av	77734
L_45(85)av	6942

Standard: GB/T 29293-2012

C Range: 0 - 360DEG
C Interval: 30.0DEG
Test Speed: HIGH
Temperature:25.3DEG
Operators:
Test Date:23 September 2026

γ Range: 0 - 180DEG
γ Interval: 1.0DEG
Test System:EVERFINE GO-2000A_V1 SYSTEM V2.0.295
Humidity:65.0%
Test Distance:14.200m [K=1.0000]
Remarks:

Planar Illuminance Curve

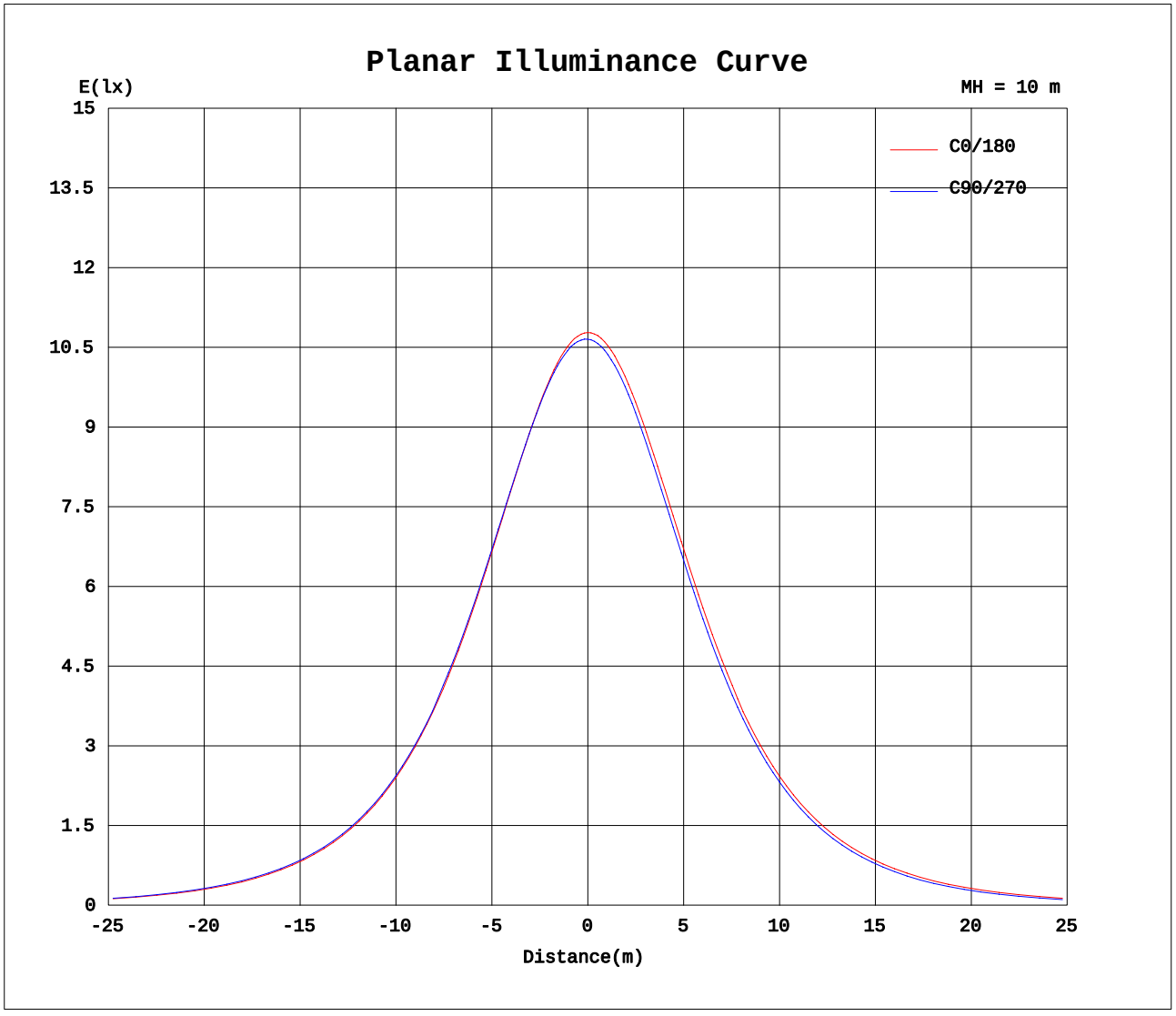

C Range: 0 - 360DEG
C Interval: 30.0DEG
Test Speed: HIGH
Temperature:25.3DEG
Operators:
Test Date:23 September 2026

γ Range: 0 - 180DEG
γ Interval: 1.0DEG
Test System:EVERFINE GO-2000A_V1 SYSTEM V2.0.295
Humidity:65.0%
Test Distance:14.200m [K=1.0000]
Remarks:

LUMINOUS DISTRIBUTION INTENSITY DATA

Test:U:120.7V I:0.2290A P:27.44W PF:0.9930 Lamp Flux:2711.93x1 lm		
NAME:	TYPE:	WEIGHT:
SPEC.:	DIM.:	SERIAL No.:
MFR.:	SUR.:	Shielding Angle:

Table--1 UNIT: cd

γ (DEG) \ C(DEG)	0	30	60	90	120	150	180	210	240	270	300	330
0	1078	1072	1067	1065	1064	1062	1078	1072	1067	1065	1064	1062
5	1072	1067	1064	1064	1062	1061	1073	1066	1061	1057	1053	1052
10	1055	1050	1050	1050	1050	1048	1057	1049	1043	1037	1033	1032
15	1028	1025	1025	1026	1028	1026	1031	1022	1015	1008	1003	1002
20	991	989	991	993	996	994	996	987	979	970	964	964
25	946	946	948	951	956	954	952	942	933	923	916	916
30	892	892	895	899	906	905	900	889	879	868	859	859
35	828	831	834	839	846	846	838	827	817	804	788	794
40	758	754	765	764	779	774	763	758	740	733	717	723
45	680	678	689	690	706	701	687	682	664	656	640	645
50	597	597	607	609	626	622	606	600	582	572	556	561
55	507	508	519	521	539	537	518	512	494	483	467	471
60	409	413	423	425	446	447	424	416	400	382	371	371
65	303	310	316	320	340	347	321	311	297	277	266	266
70	188	196	202	204	228	236	205	197	182	160	150	150
75	74.1	79.9	86.5	88.8	110	117	87.4	81.5	70.0	54.3	47.3	47.6
80	13.2	14.8	17.6	20.1	27.5	30.1	17.9	16.6	13.5	10.2	8.68	8.40
85	1.72	2.01	2.54	3.22	4.11	4.13	2.05	2.49	2.35	1.75	0.96	0.56
90	0.00	0.00	0.00	0.00	0.00	0.00	0.00	0.00	0.00	0.00	0.00	0.00
95	0.00	0.00	0.00	0.00	0.00	0.00	0.00	0.00	0.00	0.00	0.00	0.00
100	0.00	0.00	0.00	0.00	0.00	0.00	0.00	0.00	0.00	0.00	0.00	0.00
105	0.00	0.00	0.00	0.00	0.00	0.00	0.00	0.00	0.00	0.00	0.00	0.00
110	0.00	0.00	0.00	0.00	0.00	0.00	0.00	0.00	0.00	0.00	0.00	0.00
115	0.00	0.00	0.00	0.00	0.00	0.00	0.00	0.00	0.00	0.00	0.00	0.00
120	0.00	0.00	0.00	0.00	0.00	0.00	0.00	0.00	0.00	0.00	0.00	0.00
125	0.31	0.17	0.00	0.00	0.00	0.00	0.00	0.00	0.04	0.13	0.20	0.15
130	0.92	0.74	0.54	0.46	0.35	0.43	0.43	0.48	0.59	0.74	0.79	0.71
135	1.47	1.30	1.11	1.02	0.92	1.01	0.99	1.04	1.17	1.28	1.34	1.27
140	2.03	1.83	1.66	1.59	1.50	1.55	1.57	1.58	1.71	1.83	1.86	1.78
145	2.50	2.34	2.17	2.13	2.02	2.08	2.08	2.07	2.18	2.30	2.30	2.23
150	2.93	2.77	2.62	2.58	2.48	2.57	2.55	2.53	2.64	2.77	2.74	2.65
155	3.33	3.15	3.02	3.03	2.89	2.97	2.97	2.96	3.04	3.17	3.16	3.02
160	3.63	3.51	3.41	3.40	3.28	3.32	3.36	3.33	3.43	3.53	3.51	3.39
165	3.91	3.79	3.71	3.71	3.59	3.64	3.72	3.71	3.76	3.83	3.83	3.71
170	4.12	4.03	3.98	3.95	3.90	3.91	4.04	3.99	4.02	4.07	4.07	3.98
175	4.28	4.26	4.22	4.15	4.15	4.19	4.24	4.23	4.20	4.20	4.23	4.19
180	4.35	4.36	4.32	4.31	4.31	4.28	4.42	4.35	4.36	4.30	4.34	4.28

C Range: 0 - 360DEG
C Interval: 30.0DEG
Test Speed: HIGH
Temperature:25.3DEG
Operators:
Test Date:23 September 2026

γ Range: 0 - 180DEG
γ Interval: 1.0DEG
Test System:EVERFINE GO-2000A_V1 SYSTEM V2.0.295
Humidity:65.0%
Test Distance:14.200m [K=1.0000]
Remarks: