LUMINAIRE PHOTOMETRIC TEST REPORT

Test:U:120.6V I:0.2292A P:27.44W PF:0.9924 Lamp Flux:2951.77x1 lm		
NAME:	TYPE:	WEIGHT:
SPEC.:	DIM.:	SERIAL No.:
MFR.:	SUR.:	Shielding Angle:

DATA OF LAMP		PHOTOMETRIC DATA Eff: 107.58 lm/W			
MODEL	PT-CDL-38-DD-5C3P-30w-3000k	Imax(cd)	1172	S/MH(C0/180)	1.24
NOMINAL POWER(W)	30	LOR(%)	100.0	S/MH(C90/270)	1.22
RATED VOLTAGE(V)	120	TOTAL FLUX(lm)	2951.8	η UP,DN(C0-180)	0.1,50.8
NOMINAL FLUX(lm)	2951.77	CIE CLASS	DIRECT	η UP,DN(C180-360)	0.1,49.0
LAMPS INSIDE	1	η up(%)	0.2	CIBSE SHR NOM	1.25
TEST VOLTAGE(V)	120	η down(%)	99.8	CIBSE SHR MAX	1.35

LUMINOUS INTENSITY DISTRIBUTION DIAGRAM

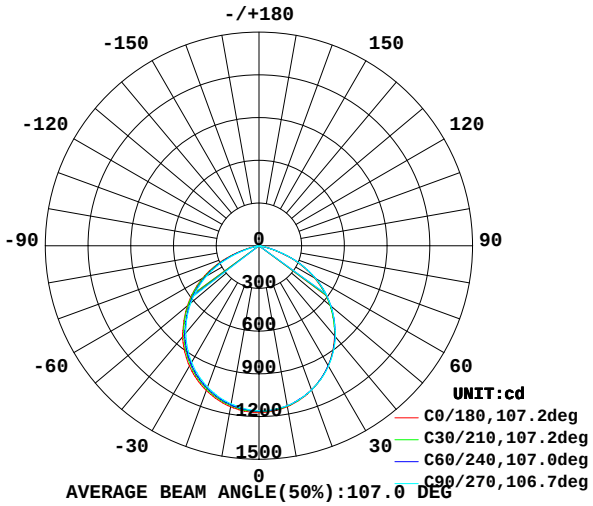

AVERAGE BEAM ANGLE(50%):107.0 DEG

C0 PLANE ISOLUX DIAGRAM (UNIT:lx)

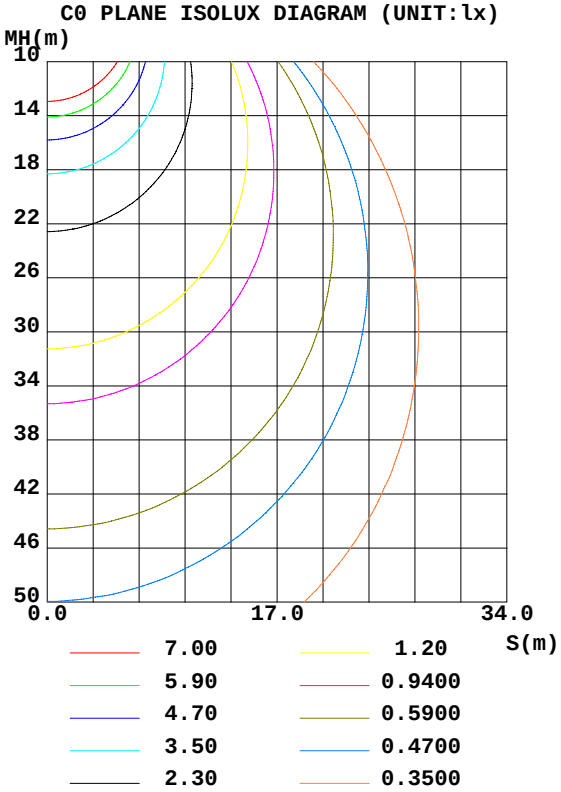

C Range: 0 - 360DEG
C Interval: 30.0DEG
Test Speed: HIGH
Temperature:25.3DEG
Operators:
Test Date:24 September 2026

γ Range: 0 - 180DEG
γ Interval: 1.0DEG
Test System:EVERFINE GO-2000A_V1 SYSTEM V2.0.295
Humidity:65.0%
Test Distance:14.200m [K=1.0000]
Remarks:

ZONAL FLUX DIAGRAM

ZONAL FLUX DIAGRAM:

γ	C0	C45	C90	C135	C180	C225	C270	C315	γ	Φ zone	Φ total	%lum,lamp
10	1148	1142	1141	1135	1148	1137	1128	1125	0- 10	109.6	109.6	3.71,3.71
20	1079	1078	1078	1073	1081	1067	1056	1053	10- 20	312.7	422.3	14.3,14.3
30	971.8	972.5	976.1	972.0	976.7	960.3	945.2	943.4	20- 30	470.7	893.0	30.3,30.3
40	826.7	831.0	835.9	833.9	834.9	817.3	799.0	796.8	30- 40	560.5	1453	49.2,49.2
50	653.2	656.4	660.0	663.1	656.9	641.6	625.2	622.4	40- 50	567.3	2021	68.5,68.5
60	449.7	457.1	460.0	468.5	459.1	443.0	423.8	422.6	50- 60	491.5	2512	85.1,85.1
70	209.0	219.1	218.7	232.3	220.5	204.1	179.2	184.9	60- 70	327.7	2840	96.2,96.2
80	15.57	18.78	21.35	24.02	19.03	16.13	12.14	12.38	70- 80	100.2	2940	99.6,99.6
90	0	0	0	0	0	0	0	0	80- 90	4.866	2945	99.8,99.8
100	0	0	0	0	0	0	0	0	90-100	0	2945	99.8,99.8
110	0	0	0	0	0	0	0	0	100-110	0	2945	99.8,99.8
120	0.0528	0.0001	0	0	0	0	0	0	110-120	0.0002	2945	99.8,99.8
130	1.352	1.070	0.8859	0.8908	0.8577	0.9907	1.137	1.084	120-130	0.3736	2945	99.8,99.8
140	2.582	2.276	2.115	2.129	2.062	2.182	2.341	2.242	130-140	1.255	2947	99.8,99.8
150	3.573	3.314	3.200	3.152	3.106	3.187	3.360	3.213	140-150	1.718	2948	99.9,99.9
160	4.323	4.129	4.056	3.969	4.043	4.063	4.190	4.042	150-160	1.693	2950	99.9,99.9
170	4.846	4.739	4.646	4.605	4.752	4.732	4.779	4.685	160-170	1.243	2951	100,100
180	5.100	5.087	5.020	5.007	5.140	5.107	5.033	5.000	170-180	0.4637	2952	100,100
DEG	LUMINOUS INTENSITY:cd									UNIT:lm		

C Range: 0 - 360DEG
C Interval: 30.0DEG
Test Speed: HIGH
Temperature:25.3DEG
Operators:
Test Date:24 September 2026

γ Range: 0 - 180DEG
γ Interval: 1.0DEG
Test System:EVERFINE GO-2000A_V1 SYSTEM V2.0.295
Humidity:65.0%
Test Distance:14.200m [K=1.0000]
Remarks:

CU AND LUMINAIRE BUDGETARY ESTIMATE DIAGRAM

Test:U:120.6V I:0.2292A P:27.44W PF:0.9924 Lamp Flux:2951.77x1 lm		
NAME:	TYPE:	WEIGHT:
SPEC.:	DIM.:	SERIAL No.:
MFR.:	SUR.:	Shielding Angle:

ρcc	80%			70%			50%			30%			10%			0
ρw	50%	30%	10%	50%	30%	10%	50%	30%	10%	50%	30%	10%	50%	30%	10%	0
ρfc	20%			20%			20%			20%			20%			0
RCR	RCR:Room Cavity Ratio			Coefficients of Utilization(CU)												
0.0	1.19	1.19	1.19	1.16	1.16	1.16	1.11	1.11	1.11	1.06	1.06	1.06	1.02	1.02	1.02	.00
1.0	1.06	1.02	.99	1.04	1.00	.97	.99	.97	.94	.95	.93	.91	.92	.90	.88	.86
2.0	.93	.87	.82	.91	.86	.81	.88	.83	.79	.85	.81	.77	.82	.78	.75	.73
3.0	.82	.75	.69	.81	.74	.68	.78	.72	.67	.75	.70	.66	.73	.68	.65	.63
4.0	.73	.65	.59	.72	.64	.58	.70	.63	.57	.67	.61	.57	.65	.60	.56	.54
5.0	.66	.57	.51	.65	.56	.50	.62	.55	.50	.60	.54	.49	.59	.53	.49	.47
6.0	.59	.51	.44	.58	.50	.44	.56	.49	.44	.55	.48	.43	.53	.47	.43	.41
7.0	.54	.45	.39	.53	.45	.39	.51	.44	.39	.50	.43	.39	.49	.43	.38	.36
8.0	.49	.41	.35	.48	.41	.35	.47	.40	.35	.46	.39	.35	.45	.39	.34	.32
9.0	.45	.37	.32	.44	.37	.32	.43	.36	.31	.42	.36	.31	.41	.35	.31	.29
10.0	.42	.34	.29	.41	.34	.29	.40	.33	.29	.39	.33	.28	.38	.32	.28	.27

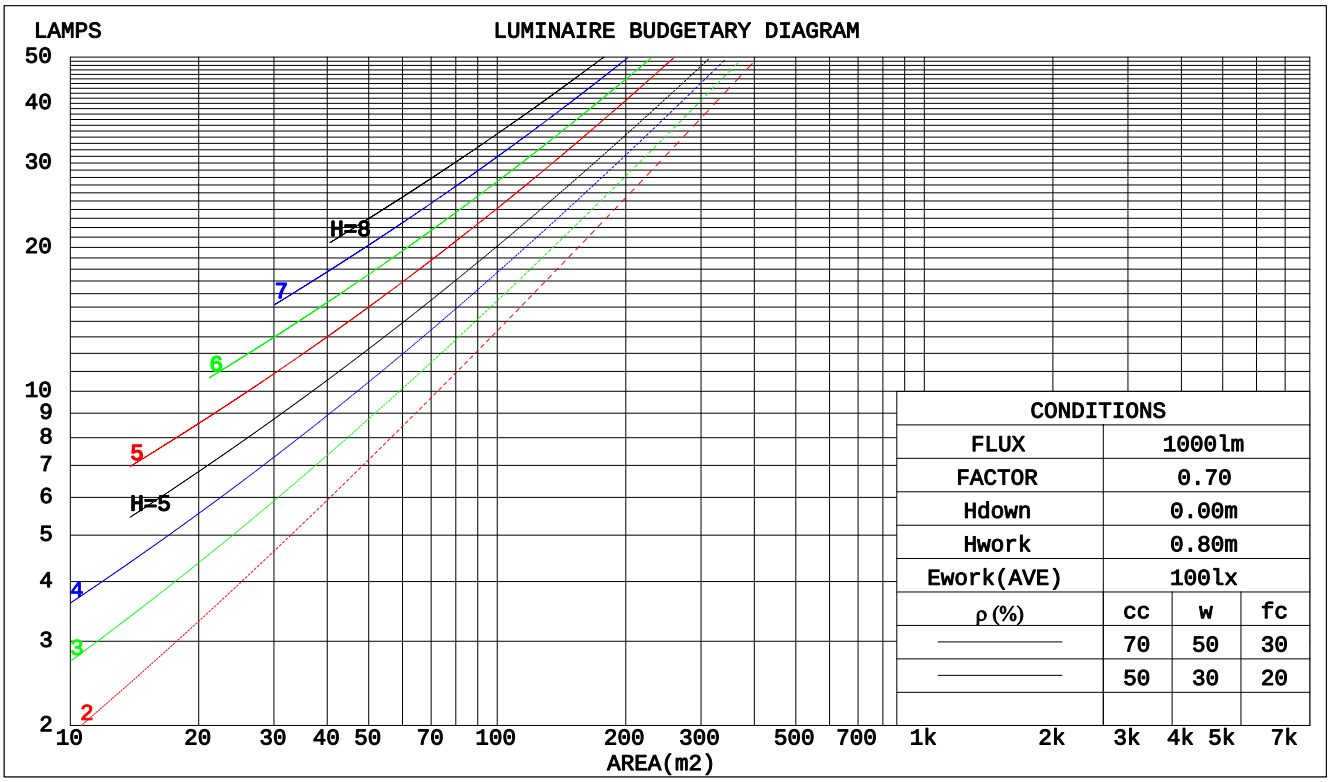

C Range: 0 - 360DEG
C Interval: 30.0DEG
Test Speed: HIGH
Temperature:25.3DEG
Operators:
Test Date:24 September 2026

γ Range: 0 - 180DEG
γ Interval: 1.0DEG
Test System:EVERFINE GO-2000A_V1 SYSTEM V2.0.295
Humidity:65.0%
Test Distance:14.200m [K=1.0000]
Remarks:

WEC AND CCEC

Test:U:120.6V I:0.2292A P:27.44W PF:0.9924 Lamp Flux:2951.77x1 lm		
NAME:	TYPE:	WEIGHT:
SPEC.:	DIM.:	SERIAL No.:
MFR.:	SUR.:	Shielding Angle:

ρcc	80%			70%			50%			30%			10%			0
ρw	50%	30%	10%	50%	30%	10%	50%	30%	10%	50%	30%	10%	50%	30%	10%	0
ρfc	20%			20%			20%			20%			20%			0
RCR	RCR:Room Cavity Ratio						Wall Exitance Coeffcients(WEC)									
0.0																
1.0	.270	.154	.049	.263	.150	.048	.250	.143	.046	.238	.137	.044	.227	.131	.042	
2.0	.264	.145	.044	.258	.142	.044	.246	.137	.043	.236	.132	.041	.226	.128	.040	
3.0	.250	.133	.040	.244	.131	.039	.234	.127	.039	.225	.123	.038	.216	.120	.037	
4.0	.234	.122	.036	.229	.120	.035	.220	.117	.035	.212	.114	.034	.204	.111	.034	
5.0	.219	.112	.032	.215	.110	.032	.207	.108	.032	.199	.105	.031	.192	.103	.031	
6.0	.205	.103	.029	.201	.101	.029	.194	.099	.029	.187	.097	.029	.181	.095	.028	
7.0	.192	.095	.027	.188	.094	.027	.182	.092	.026	.176	.090	.026	.170	.088	.026	
8.0	.180	.088	.025	.177	.087	.025	.171	.085	.024	.166	.084	.024	.160	.082	.024	
9.0	.169	.082	.023	.166	.081	.023	.161	.080	.023	.156	.078	.022	.152	.077	.022	
10.0	.159	.076	.021	.157	.076	.021	.152	.075	.021	.148	.073	.021	.144	.072	.021	

ρcc	80%			70%			50%			30%			10%			0
ρw	50%	30%	10%	50%	30%	10%	50%	30%	10%	50%	30%	10%	50%	30%	10%	0
ρfc	20%			20%			20%			20%			20%			0
RCR	RCR:Room Cavity Ratio						Ceiling Cavity Exitance Coefficients(CCEC)									
0.0	.192	.192	.192	.164	.164	.164	.112	.112	.112	.064	.064	.064	.021	.021	.021	
1.0	.179	.158	.139	.153	.136	.120	.105	.093	.083	.060	.054	.048	.019	.017	.016	
2.0	.170	.134	.103	.146	.115	.089	.100	.080	.062	.058	.046	.036	.018	.015	.012	
3.0	.162	.116	.079	.139	.100	.068	.096	.069	.048	.055	.041	.028	.018	.013	.009	
4.0	.155	.102	.062	.133	.089	.054	.091	.062	.038	.053	.036	.023	.017	.012	.007	
5.0	.148	.092	.051	.127	.080	.044	.087	.056	.031	.051	.033	.018	.016	.011	.006	
6.0	.141	.083	.042	.121	.072	.037	.084	.051	.026	.048	.030	.015	.016	.010	.005	
7.0	.134	.077	.036	.116	.066	.031	.080	.047	.022	.046	.027	.013	.015	.009	.004	
8.0	.128	.071	.031	.110	.061	.027	.076	.043	.019	.044	.025	.012	.014	.008	.004	
9.0	.122	.066	.028	.106	.057	.024	.073	.040	.017	.043	.024	.010	.014	.008	.003	
10.0	.117	.062	.025	.101	.053	.022	.070	.038	.015	.041	.022	.009	.013	.007	.003	

C Range: 0 - 360DEG
C Interval: 30.0DEG
Test Speed: HIGH
Temperature:25.3DEG
Operators:
Test Date:24 September 2026

γ Range: 0 - 180DEG
γ Interval: 1.0DEG
Test System:EVERFINE GO-2000A_V1 SYSTEM V2.0.295
Humidity:65.0%
Test Distance:14.200m [K=1.0000]
Remarks:

UGR(Unified Glare Rating) Table

Test:U:120.6V I:0.2292A P:27.44W PF:0.9924 Lamp Flux:2951.77x1 lm		
NAME:	TYPE:	WEIGHT:
SPEC.:	DIM.:	SERIAL No.:
MFR.:	SUR.:	Shielding Angle:

ceiling/cavity		0.7	0.7	0.5	0.5	0.3	0.7	0.7	0.5	0.5	0.3
walls		0.5	0.3	0.5	0.3	0.3	0.5	0.3	0.5	0.3	0.3
working plane		0.2	0.2	0.2	0.2	0.2	0.2	0.2	0.2	0.2	0.2
Room dimensions		Viewed crosswise					Viewed endwise				
x = 2H	y = 2H	32.0	33.4	32.3	33.7	33.9	32.1	33.5	32.4	33.7	34.0
	3H	33.0	34.3	33.3	34.6	34.8	33.1	34.4	33.4	34.7	34.9
	4H	33.1	34.4	33.4	34.6	34.9	33.3	34.5	33.6	34.8	35.0
	6H	33.0	34.2	33.4	34.5	34.8	33.2	34.4	33.5	34.7	34.9
	8H	33.0	34.1	33.3	34.4	34.7	33.2	34.3	33.5	34.6	34.9
	12H	32.9	34.0	33.3	34.3	34.6	33.1	34.2	33.5	34.5	34.8
4H	2H	32.5	33.8	32.8	34.0	34.3	32.6	33.8	32.9	34.1	34.4
	3H	33.6	34.7	33.9	35.0	35.3	33.7	34.8	34.1	35.1	35.4
	4H	33.8	34.7	34.1	35.1	35.4	33.9	34.9	34.3	35.2	35.5
	6H	33.7	34.6	34.1	34.9	35.3	33.9	34.7	34.2	35.1	35.4
	8H	33.7	34.5	34.1	34.8	35.2	33.8	34.6	34.2	35.0	35.4
	12H	33.6	34.4	34.0	34.7	35.2	33.8	34.5	34.2	34.9	35.3
8H	4H	33.8	34.6	34.2	34.9	35.3	33.9	34.7	34.3	35.1	35.4
	6H	33.7	34.4	34.2	34.8	35.2	33.9	34.5	34.3	34.9	35.4
	8H	33.7	34.3	34.2	34.7	35.2	33.8	34.4	34.3	34.8	35.3
	12H	33.7	34.2	34.1	34.6	35.1	33.8	34.3	34.3	34.7	35.2
12H	4H	33.7	34.5	34.1	34.8	35.3	33.8	34.6	34.3	35.0	35.4
	6H	33.7	34.3	34.2	34.7	35.2	33.8	34.4	34.3	34.8	35.3
	8H	33.7	34.2	34.1	34.6	35.1	33.8	34.3	34.3	34.7	35.2
Variations with the observer position at spacings:											
S = 1.0H		+ 0.3 / - 0.4					+ 0.3 / - 0.4				
1.5H		+ 0.3 / - 0.5					+ 0.3 / - 0.5				
2.0H		+ 0.5 / - 0.5					+ 0.5 / - 0.6				

CIE Pub.117 Corrected 2952 lm Total Lamp Luminous Flux.(8log(F/F0) = 3.8)

C Range: 0 - 360DEG
C Interval: 30.0DEG
Test Speed: HIGH
Temperature:25.3DEG
Operators:
Test Date:24 September 2026

γ Range: 0 - 180DEG
γ Interval: 1.0DEG
Test System:EVERFINE GO-2000A_V1 SYSTEM V2.0.295
Humidity:65.0%
Test Distance:14.200m [K=1.0000]
Remarks:

UTILIZATION FACTORS TABLE

Test:U:120.6V I:0.2292A P:27.44W PF:0.9924 Lamp Flux:2951.77x1 lm		
NAME:	TYPE:	WEIGHT:
SPEC.:	DIM.:	SERIAL No.:
MFR.:	SUR.:	Shielding Angle:

REFLECTANCE										
Ceiling	0.8	0.8	0.8	0.7	0.7	0.7	0.5	0.5	0.5	0
Walls	0.7	0.5	0.3	0.7	0.5	0.3	0.7	0.5	0.3	0
Working plane	0.2	0.2	0.2	0.2	0.2	0.2	0.2	0.2	0.2	0
ROOM INDEX	UTILIZATION FACTORS(PERCENT) k(RI) x RCR = 5									
k = 0.60	60	49	42	59	48	42	58	48	42	35
0.80	70	59	52	69	59	52	67	58	52	45
1.00	79	69	62	78	68	61	76	69	61	54
1.25	86	76	70	85	76	69	82	74	68	62
1.50	91	82	75	89	81	75	86	79	74	67
2.00	98	90	84	96	89	83	92	86	82	74
2.50	101	94	89	99	93	88	95	90	86	78
3.00	104	98	93	102	97	92	98	94	90	82
4.00	108	103	99	106	101	97	102	98	95	86
5.00	110	106	102	108	104	101	103	100	98	89
ROOM INDEX	UF(total)									Direct
According to DIN EN 13032-2 2004				Suspended					SHRNOM = 1.25	

C Range: 0 - 360DEG
C Interval: 30.0DEG
Test Speed: HIGH
Temperature:25.3DEG
Operators:
Test Date:24 September 2026

γ Range: 0 - 180DEG
γ Interval: 1.0DEG
Test System:EVERFINE GO-2000A_V1 SYSTEM V2.0.295
Humidity:65.0%
Test Distance:14.200m [K=1.0000]
Remarks:

ISOCANDELA DIAGRAM

Test:U:120.6V I:0.2292A P:27.44W PF:0.9924 Lamp Flux:2951.77x1 lm		
NAME:	TYPE:	WEIGHT:
SPEC.:	DIM.:	SERIAL No.:
MFR.:	SUR.:	Shielding Angle:

Conical surface Flux(90deg):
1741.5 lm
%lum = 59.0%
%lamp = 59.0%

Conical surface Flux(120deg):
2512.3 lm
%lum = 85.1%
%lamp = 85.1%

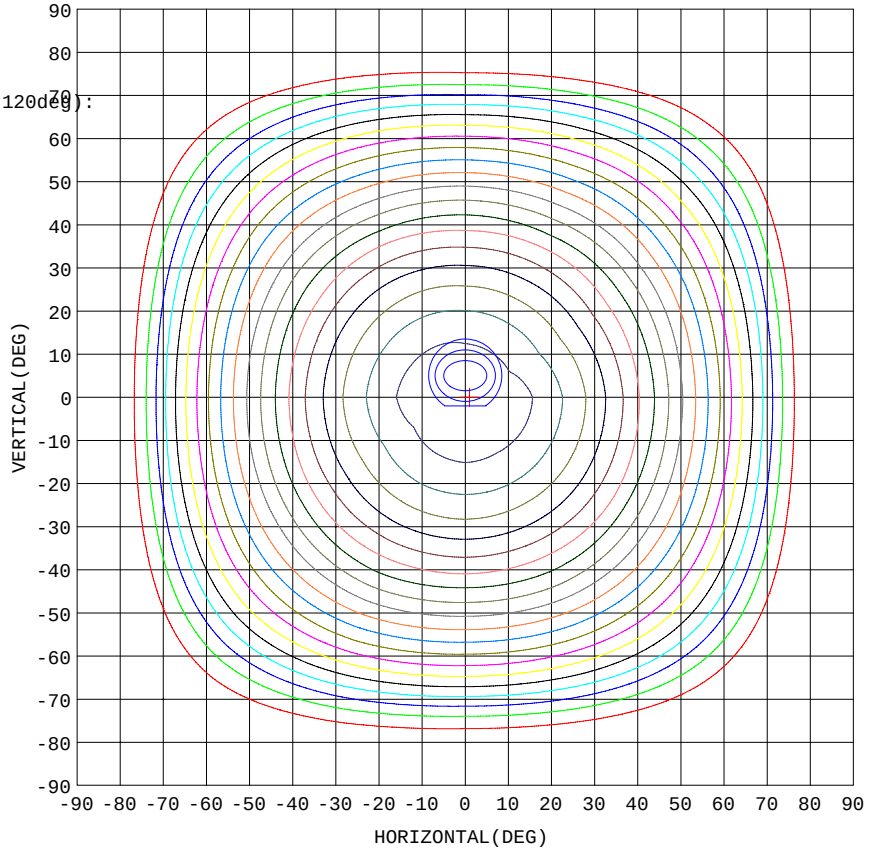

5% 58.62
10% 117.2
15% 175.8
20% 234.5
25% 293.1
30% 351.7
35% 410.3
40% 468.9
45% 527.5
50% 586.2
55% 644.8
60% 703.4
65% 762.0
70% 820.6
75% 879.2
80% 937.9
85% 996.5
90% 1055
95% 1114

1. AVG=1147,MIN=1134
2. AVG=1145,MIN=1122
3. AVG=1142,MIN=1107

Imax:1172(H1.0,V0.0)
(At:C=0.0,Gamma=1.0)
UNIT: cd

C Range: 0 - 360DEG
C Interval: 30.0DEG
Test Speed: HIGH
Temperature:25.3DEG
Operators:
Test Date:24 September 2026

γ Range: 0 - 180DEG
γ Interval: 1.0DEG
Test System:EVERFINE GO-2000A_V1 SYSTEM V2.0.295
Humidity:65.0%
Test Distance:14.200m [K=1.0000]
Remarks:

AAI Figure

Test:U:120.6V I:0.2292A P:27.44W PF:0.9924 Lamp Flux:2951.77x1 lm		
NAME:	TYPE:	WEIGHT:
SPEC.:	DIM.:	SERIAL No.:
MFR.:	SUR.:	Shielding Angle:

Flux out:2180 lm

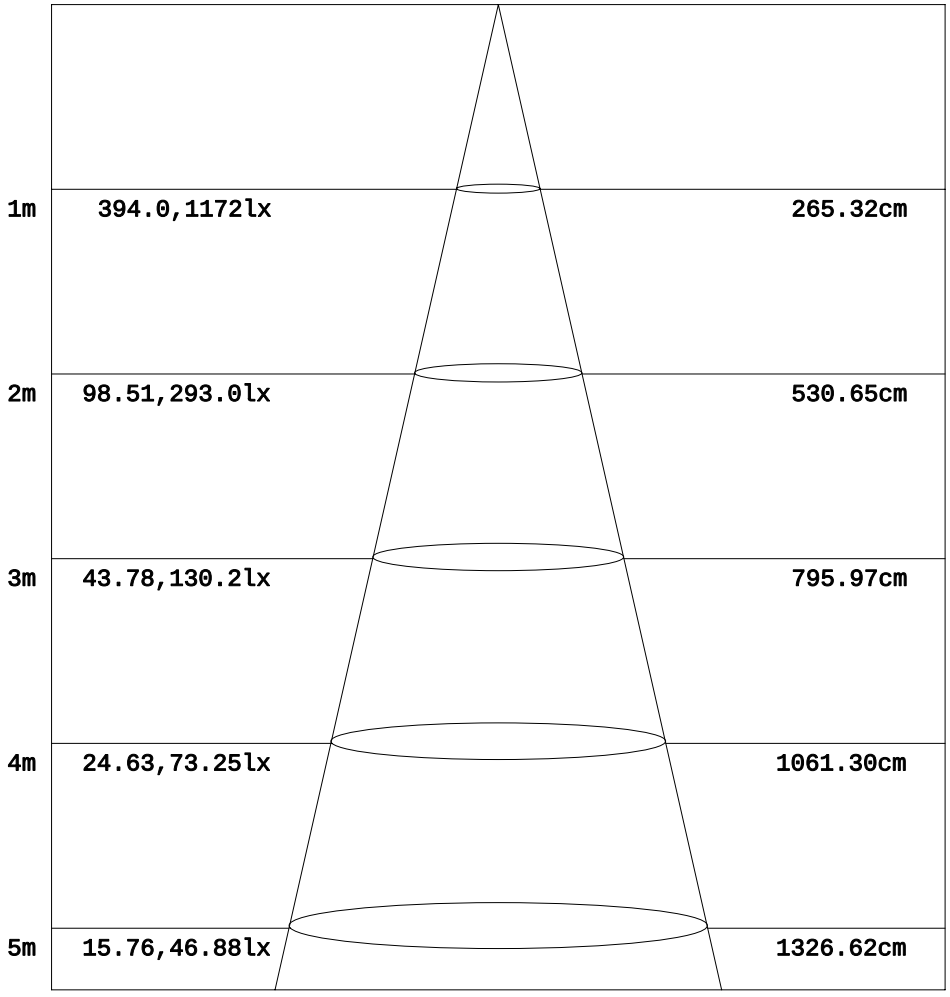

Note:The Curves indicate the illuminated area and the average illumination when the luminaire is at different distance.

C Range: 0 - 360DEG
C Interval: 30.0DEG
Test Speed: HIGH
Temperature:25.3DEG
Operators:
Test Date:24 September 2026

γ Range: 0 - 180DEG
γ Interval: 1.0DEG
Test System:EVERFINE GO-2000A_V1 SYSTEM V2.0.295
Humidity:65.0%
Test Distance:14.200m [K=1.0000]
Remarks:

ISOLUX DIAGRAM

Test:U:120.6V I:0.2292A P:27.44W PF:0.9924 Lamp Flux:2951.77x1 lm		
NAME:	TYPE:	WEIGHT:
SPEC.:	DIM.:	SERIAL No.:
MFR.:	SUR.:	Shielding Angle:

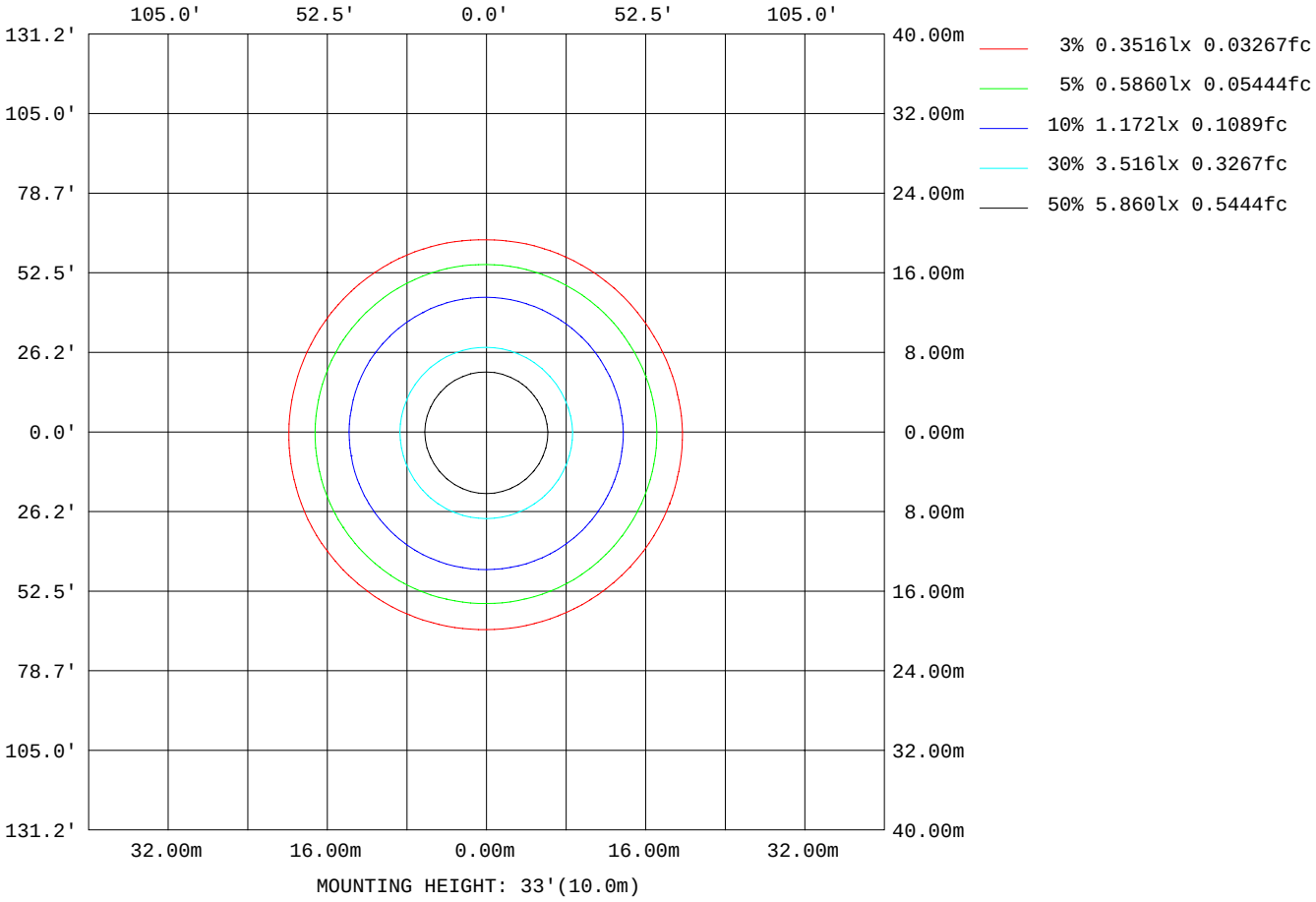

C Range: 0 - 360DEG
C Interval: 30.0DEG
Test Speed: HIGH
Temperature:25.3DEG
Operators:
Test Date:24 September 2026

γ Range: 0 - 180DEG
γ Interval: 1.0DEG
Test System:EVERFINE GO-2000A_V1 SYSTEM V2.0.295
Humidity:65.0%
Test Distance:14.200m [K=1.0000]
Remarks:

LED Avg.L Report

Test:U:120.6V I:0.2292A P:27.44W PF:0.9924 Lamp Flux:2951.77x1 lm		
NAME:	TYPE:	WEIGHT:
SPEC.:	DIM.:	SERIAL No.:
MFR.:	SUR.:	Shielding Angle:

AvgL	cd/m2
L_0~180(65)av	201048
L_0~180(75)av	85775
L_0~180(85)av	7086
L_90~270(65)av	192545
L_90~270(75)av	75696
L_90~270(85)av	8991
L_45(65)av	197778
L_45(75)av	84007
L_45(85)av	8621

Standard: GB/T 29293-2012

C Range: 0 - 360DEG
C Interval: 30.0DEG
Test Speed: HIGH
Temperature:25.3DEG
Operators:
Test Date:24 September 2026

γ Range: 0 - 180DEG
γ Interval: 1.0DEG
Test System:EVERFINE GO-2000A_V1 SYSTEM V2.0.295
Humidity:65.0%
Test Distance:14.200m [K=1.0000]
Remarks:

Planar Illuminance Curve

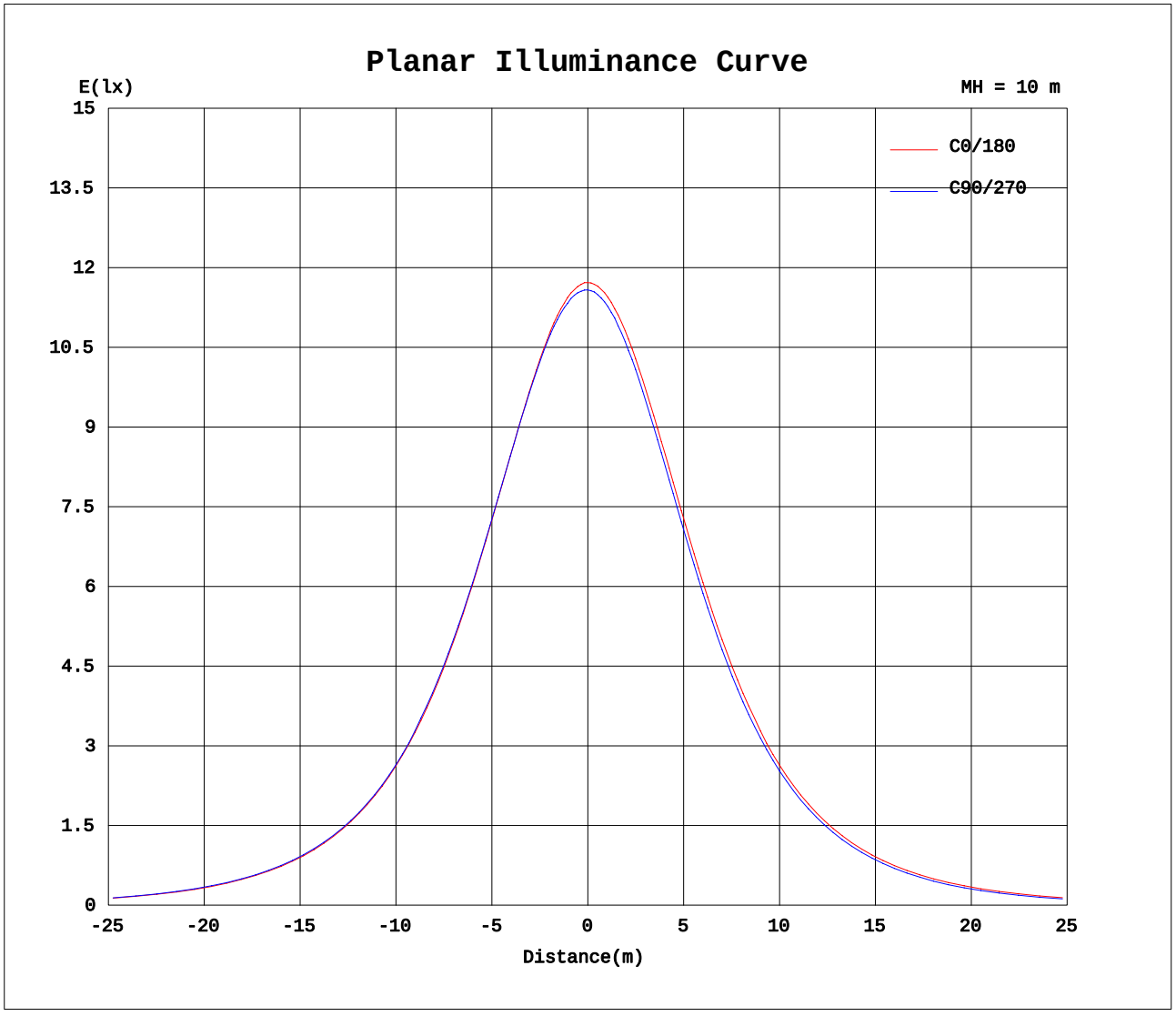

C Range: 0 - 360DEG
C Interval: 30.0DEG
Test Speed: HIGH
Temperature:25.3DEG
Operators:
Test Date:24 September 2026

γ Range: 0 - 180DEG
γ Interval: 1.0DEG
Test System:EVERFINE GO-2000A_V1 SYSTEM V2.0.295
Humidity:65.0%
Test Distance:14.200m [K=1.0000]
Remarks:

LUMINOUS DISTRIBUTION INTENSITY DATA

Test:U:120.6V I:0.2292A P:27.44W PF:0.9924 Lamp Flux:2951.77x1 lm		
NAME:	TYPE:	WEIGHT:
SPEC.:	DIM.:	SERIAL No.:
MFR.:	SUR.:	Shielding Angle:

Table--1 UNIT: cd

γ (DEG) \ C(DEG)	0	30	60	90	120	150	180	210	240	270	300	330
0	1172	1165	1161	1158	1155	1152	1172	1165	1161	1158	1155	1152
5	1166	1160	1159	1155	1151	1148	1166	1158	1153	1149	1146	1143
10	1148	1143	1140	1141	1137	1133	1148	1140	1135	1128	1125	1124
15	1118	1116	1112	1115	1111	1107	1120	1111	1103	1097	1094	1093
20	1079	1078	1077	1078	1076	1071	1081	1071	1063	1056	1053	1053
25	1031	1031	1031	1032	1030	1025	1034	1023	1015	1005	1002	1004
30	972	973	972	976	974	970	977	965	955	945	942	944
35	903	906	907	910	909	905	910	897	888	876	873	875
40	827	831	831	836	836	832	835	821	813	799	794	800
45	743	741	749	748	755	746	746	739	722	715	707	717
50	653	652	660	660	667	659	657	650	634	625	618	627
55	555	557	564	564	572	566	562	554	538	528	521	530
60	450	453	461	460	470	467	459	451	435	424	418	427
65	334	342	345	345	354	357	346	335	323	306	306	312
70	209	218	220	219	231	234	221	210	198	179	181	188
75	84.2	91.6	94.8	94.2	104	106	93.4	85.6	76.7	62.5	64.2	69.5
80	15.6	17.9	19.7	21.3	24.0	24.0	19.0	17.4	14.9	12.1	12.0	12.8
85	2.46	2.87	3.18	3.72	3.80	3.48	2.48	2.85	2.99	2.55	2.36	2.33
90	0.00	0.00	0.00	0.00	0.00	0.00	0.00	0.00	0.00	0.00	0.00	0.00
95	0.00	0.00	0.00	0.00	0.00	0.00	0.00	0.00	0.00	0.00	0.00	0.00
100	0.00	0.00	0.00	0.00	0.00	0.00	0.00	0.00	0.00	0.00	0.00	0.00
105	0.00	0.00	0.00	0.00	0.00	0.00	0.00	0.00	0.00	0.00	0.00	0.00
110	0.00	0.00	0.00	0.00	0.00	0.00	0.00	0.00	0.00	0.00	0.00	0.00
115	0.00	0.00	0.00	0.00	0.00	0.00	0.00	0.00	0.00	0.00	0.00	0.00
120	0.05	0.00	0.00	0.00	0.00	0.00	0.00	0.00	0.00	0.00	0.00	0.00
125	0.75	0.54	0.35	0.26	0.21	0.32	0.24	0.32	0.43	0.52	0.51	0.41
130	1.35	1.18	0.96	0.89	0.84	0.94	0.86	0.92	1.06	1.14	1.14	1.03
135	1.99	1.78	1.59	1.50	1.47	1.55	1.47	1.54	1.67	1.77	1.74	1.63
140	2.58	2.36	2.19	2.12	2.09	2.17	2.06	2.14	2.22	2.34	2.30	2.18
145	3.09	2.91	2.74	2.69	2.64	2.71	2.61	2.66	2.73	2.86	2.81	2.70
150	3.57	3.39	3.24	3.20	3.12	3.19	3.11	3.15	3.23	3.36	3.28	3.15
155	4.00	3.79	3.68	3.67	3.55	3.62	3.59	3.61	3.70	3.80	3.72	3.57
160	4.32	4.19	4.07	4.06	3.94	4.00	4.04	4.03	4.10	4.19	4.12	3.96
165	4.63	4.51	4.40	4.38	4.30	4.34	4.43	4.43	4.43	4.52	4.44	4.34
170	4.85	4.78	4.70	4.65	4.58	4.63	4.75	4.74	4.73	4.78	4.75	4.62
175	5.01	4.99	4.95	4.89	4.85	4.87	5.01	4.97	4.94	4.91	4.95	4.85
180	5.10	5.11	5.06	5.02	5.02	4.99	5.14	5.10	5.11	5.03	5.02	4.98

C Range: 0 - 360DEG
C Interval: 30.0DEG
Test Speed: HIGH
Temperature:25.3DEG
Operators:
Test Date:24 September 2026

γ Range: 0 - 180DEG
γ Interval: 1.0DEG
Test System:EVERFINE GO-2000A_V1 SYSTEM V2.0.295
Humidity:65.0%
Test Distance:14.200m [K=1.0000]
Remarks: