LUMINAIRE PHOTOMETRIC TEST REPORT

Test:U:120.7V I:0.2226A P:26.66W PF:0.9925 Lamp Flux:3053.89x1 lm		
NAME:	TYPE:	WEIGHT:
SPEC.:	DIM.:	SERIAL No.:
MFR.:	SUR.:	Shielding Angle:

DATA OF LAMP		PHOTOMETRIC DATA Eff: 114.56 lm/W			
PT-CDL-5-DEL-38-DD-5C3P-30w-3500k		Imax(cd)	1202	S/MH(C0/180)	1.24
NOMINAL POWER(W)	30	LOR(%)	100.0	S/MH(C90/270)	1.22
RATED VOLTAGE(V)	120	TOTAL FLUX(lm)	3053.9	η UP,DN(C0-180)	0.1,50.8
NOMINAL FLUX(lm)	3053.89	CIE CLASS	DIRECT	η UP,DN(C180-360)	0.1,49.0
LAMPS INSIDE	1	η up(%)	0.2	CIBSE SHR NOM	1.25
TEST VOLTAGE(V)	120	η down(%)	99.8	CIBSE SHR MAX	1.35

LUMINOUS INTENSITY DISTRIBUTION DIAGRAM

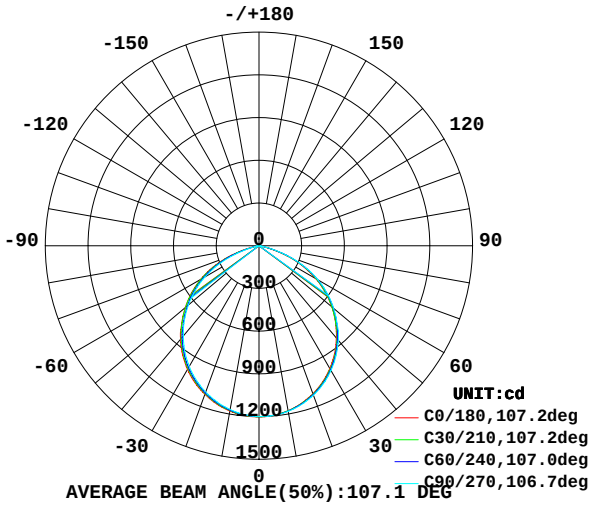

C0 PLANE ISOLUX DIAGRAM (UNIT:lx)

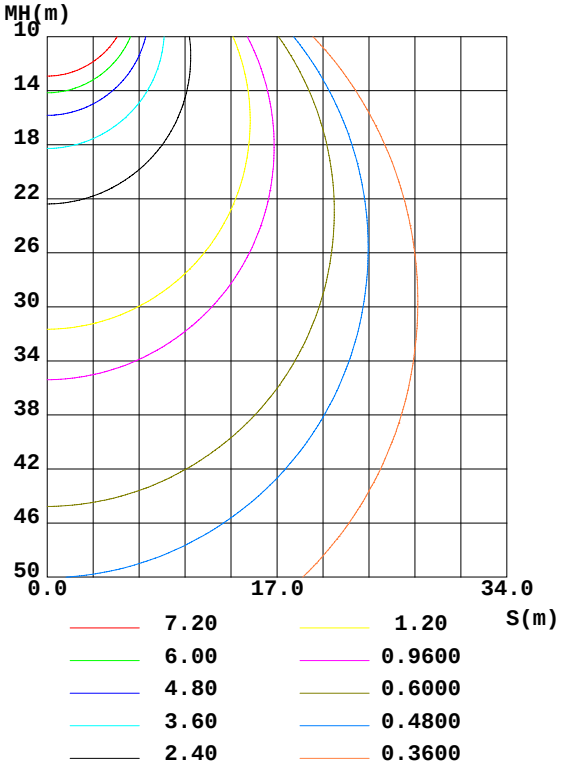

C Range: 0 - 360DEG
C Interval: 30.0DEG
Test Speed: HIGH
Temperature:25.3DEG
Operators:
Test Date:24 September 2026

γ Range: 0 - 180DEG
γ Interval: 1.0DEG
Test System:EVERFINE GO-2000A_V1 SYSTEM V2.0.295
Humidity:65.0%
Test Distance:14.200m [K=1.0000]
Remarks:

ZONAL FLUX DIAGRAM

ZONAL FLUX DIAGRAM:

γ	C0	C45	C90	C135	C180	C225	C270	C315	γ	Φ zone	Φ total	%lum,lamp
10	1177	1178	1181	1179	1179	1174	1168	1167	0- 10	113.3	113.3	3.71,3.71
20	1106	1111	1117	1116	1111	1103	1093	1093	10- 20	323.2	436.6	14.3,14.3
30	995.8	1003	1012	1012	1003	992.8	979.2	978.4	20- 30	486.7	923.3	30.2,30.2
40	845.8	855.5	867.1	868.2	857.7	845.1	827.8	827.1	30- 40	579.7	1503	49.2,49.2
50	667.5	675.5	684.9	691.4	676.0	664.7	647.5	644.4	40- 50	587.1	2090	68.4,68.4
60	459.5	469.6	478.0	489.4	473.0	459.9	438.2	436.2	50- 60	508.4	2598	85.1,85.1
70	210.9	223.4	227.9	245.1	228.9	213.6	184.5	188.9	60- 70	339.2	2938	96.2,96.2
80	15.45	18.80	22.71	26.27	20.51	17.56	12.55	12.55	70- 80	103.7	3041	99.6,99.6
90	0	0	0	0	0	0	0	0	80- 90	5.205	3046	99.8,99.8
100	0	0	0	0	0	0	0	0	90-100	0	3046	99.8,99.8
110	0	0	0	0	0	0	0	0	100-110	0	3046	99.8,99.8
120	0.1992	0.0276	0	0	0	0.0001	0.0267	0.0277	110-120	0.0021	3046	99.8,99.8
130	1.564	1.266	1.100	1.091	0.9645	1.138	1.378	1.312	120-130	0.5086	3047	99.8,99.8
140	2.795	2.523	2.358	2.357	2.224	2.396	2.609	2.530	130-140	1.420	3048	99.8,99.8
150	3.814	3.574	3.495	3.460	3.309	3.427	3.627	3.541	140-150	1.878	3050	99.9,99.9
160	4.564	4.404	4.364	4.324	4.218	4.324	4.497	4.397	150-160	1.824	3052	99.9,99.9
170	5.113	5.020	4.980	4.986	4.980	5.013	5.113	5.053	160-170	1.329	3053	100,100
180	5.368	5.395	5.395	5.395	5.381	5.401	5.381	5.401	170-180	0.4944	3054	100,100
DEG	LUMINOUS INTENSITY:cd									UNIT:lm		

C Range: 0 - 360DEG
C Interval: 30.0DEG
Test Speed: HIGH
Temperature:25.3DEG
Operators:
Test Date:24 September 2026

γ Range: 0 - 180DEG
γ Interval: 1.0DEG
Test System:EVERFINE GO-2000A_V1 SYSTEM V2.0.295
Humidity:65.0%
Test Distance:14.200m [K=1.0000]
Remarks:

CU AND LUMINAIRE BUDGETARY ESTIMATE DIAGRAM

Test:U:120.7V I:0.2226A P:26.66W PF:0.9925 Lamp Flux:3053.89x1 lm		
NAME:	TYPE:	WEIGHT:
SPEC.:	DIM.:	SERIAL No.:
MFR.:	SUR.:	Shielding Angle:

ρcc	80%			70%			50%			30%			10%			0
ρw	50%	30%	10%	50%	30%	10%	50%	30%	10%	50%	30%	10%	50%	30%	10%	0
ρfc	20%			20%			20%			20%			20%			0
RCR	RCR:Room Cavity Ratio			Coefficients of Utilization(CU)												
0.0	1.19	1.19	1.19	1.16	1.16	1.16	1.11	1.11	1.11	1.06	1.06	1.06	1.02	1.02	1.02	.00
1.0	1.06	1.02	.99	1.04	1.00	.97	.99	.97	.94	.95	.93	.91	.92	.90	.88	.86
2.0	.93	.87	.82	.91	.86	.81	.88	.83	.79	.85	.81	.77	.82	.78	.75	.73
3.0	.82	.75	.69	.81	.74	.68	.78	.72	.67	.75	.70	.66	.73	.68	.65	.62
4.0	.73	.65	.59	.72	.64	.58	.70	.63	.57	.67	.61	.57	.65	.60	.56	.54
5.0	.66	.57	.51	.65	.56	.50	.62	.55	.50	.60	.54	.49	.59	.53	.49	.47
6.0	.59	.51	.44	.58	.50	.44	.56	.49	.44	.55	.48	.43	.53	.47	.43	.41
7.0	.54	.45	.39	.53	.45	.39	.51	.44	.39	.50	.43	.39	.49	.43	.38	.36
8.0	.49	.41	.35	.48	.40	.35	.47	.40	.35	.46	.39	.35	.45	.39	.34	.32
9.0	.45	.37	.32	.44	.37	.32	.43	.36	.31	.42	.36	.31	.41	.35	.31	.29
10.0	.42	.34	.29	.41	.34	.29	.40	.33	.29	.39	.33	.28	.38	.32	.28	.27

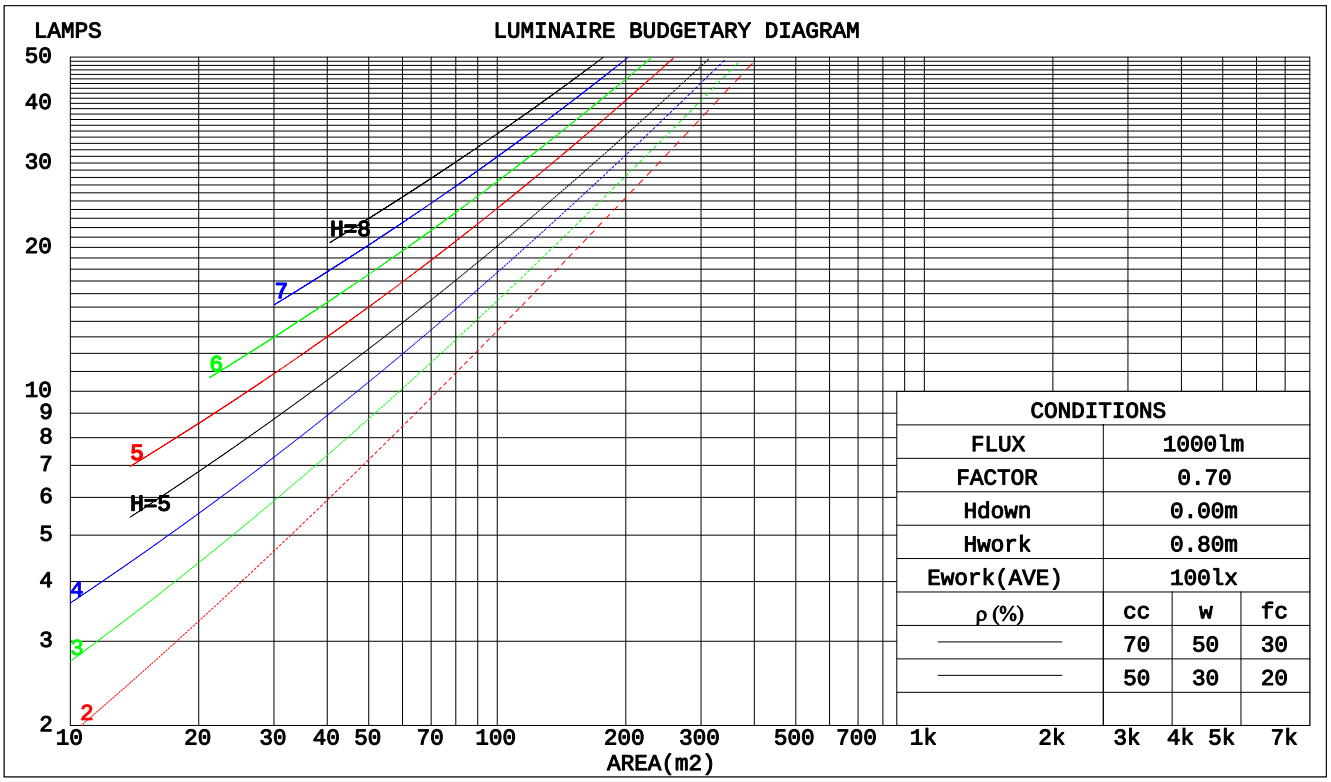

C Range: 0 - 360DEG
C Interval: 30.0DEG
Test Speed: HIGH
Temperature:25.3DEG
Operators:
Test Date:24 September 2026

γ Range: 0 - 180DEG
γ Interval: 1.0DEG
Test System:EVERFINE GO-2000A_V1 SYSTEM V2.0.295
Humidity:65.0%
Test Distance:14.200m [K=1.0000]
Remarks:

WEC AND CCEC

Test:U:120.7V I:0.2226A P:26.66W PF:0.9925 Lamp Flux:3053.89x1 lm		
NAME:	TYPE:	WEIGHT:
SPEC.:	DIM.:	SERIAL No.:
MFR.:	SUR.:	Shielding Angle:

ρcc	80%			70%			50%			30%			10%			0
ρw	50%	30%	10%	50%	30%	10%	50%	30%	10%	50%	30%	10%	50%	30%	10%	0
ρfc	20%			20%			20%			20%			20%			0
RCR	RCR:Room Cavity Ratio						Wall Exitance Coeffcients(WEC)									
0.0																
1.0	.270	.154	.049	.263	.150	.048	.250	.143	.046	.238	.137	.044	.227	.131	.042	
2.0	.264	.145	.044	.258	.142	.044	.246	.137	.043	.236	.132	.041	.226	.128	.040	
3.0	.250	.133	.040	.244	.131	.039	.234	.127	.039	.225	.123	.038	.216	.120	.037	
4.0	.234	.122	.036	.229	.120	.035	.220	.117	.035	.212	.114	.034	.204	.111	.034	
5.0	.219	.112	.032	.215	.110	.032	.207	.108	.032	.199	.105	.031	.192	.103	.031	
6.0	.205	.103	.029	.201	.101	.029	.194	.099	.029	.187	.097	.029	.181	.095	.028	
7.0	.192	.095	.027	.188	.094	.027	.182	.092	.026	.176	.090	.026	.170	.088	.026	
8.0	.180	.088	.025	.177	.087	.025	.171	.085	.024	.166	.084	.024	.160	.082	.024	
9.0	.169	.082	.023	.166	.081	.023	.161	.080	.023	.156	.078	.022	.152	.077	.022	
10.0	.159	.076	.021	.157	.076	.021	.152	.075	.021	.148	.073	.021	.144	.072	.021	

ρcc	80%			70%			50%			30%			10%			0
ρw	50%	30%	10%	50%	30%	10%	50%	30%	10%	50%	30%	10%	50%	30%	10%	0
ρfc	20%			20%			20%			20%			20%			0
RCR	RCR:Room Cavity Ratio						Ceiling Cavity Exitance Coefficients(CCEC)									
0.0	.192	.192	.192	.164	.164	.164	.112	.112	.112	.064	.064	.064	.021	.021	.021	
1.0	.179	.158	.139	.154	.136	.120	.105	.094	.083	.060	.054	.048	.019	.017	.016	
2.0	.170	.134	.103	.146	.115	.089	.100	.080	.062	.058	.046	.036	.019	.015	.012	
3.0	.163	.116	.079	.139	.100	.069	.096	.070	.048	.055	.041	.028	.018	.013	.009	
4.0	.155	.103	.062	.133	.089	.054	.092	.062	.038	.053	.036	.023	.017	.012	.007	
5.0	.148	.092	.051	.127	.080	.044	.088	.056	.031	.051	.033	.019	.016	.011	.006	
6.0	.141	.084	.042	.121	.072	.037	.084	.051	.026	.049	.030	.016	.016	.010	.005	
7.0	.135	.077	.036	.116	.066	.031	.080	.047	.022	.046	.027	.013	.015	.009	.004	
8.0	.128	.071	.031	.111	.061	.027	.077	.043	.019	.045	.025	.012	.014	.008	.004	
9.0	.123	.066	.028	.106	.057	.024	.073	.040	.017	.043	.024	.010	.014	.008	.003	
10.0	.117	.062	.025	.101	.054	.022	.070	.038	.015	.041	.022	.009	.013	.007	.003	

C Range: 0 - 360DEG
C Interval: 30.0DEG
Test Speed: HIGH
Temperature:25.3DEG
Operators:
Test Date:24 September 2026

γ Range: 0 - 180DEG
γ Interval: 1.0DEG
Test System:EVERFINE GO-2000A_V1 SYSTEM V2.0.295
Humidity:65.0%
Test Distance:14.200m [K=1.0000]
Remarks:

UGR(Unified Glare Rating) Table

Test:U:120.7V I:0.2226A P:26.66W PF:0.9925 Lamp Flux:3053.89x1 lm		
NAME:	TYPE:	WEIGHT:
SPEC.:	DIM.:	SERIAL No.:
MFR.:	SUR.:	Shielding Angle:

ceiling/cavity		0.7	0.7	0.5	0.5	0.3	0.7	0.7	0.5	0.5	0.3
walls		0.5	0.3	0.5	0.3	0.3	0.5	0.3	0.5	0.3	0.3
working plane		0.2	0.2	0.2	0.2	0.2	0.2	0.2	0.2	0.2	0.2
Room dimensions		Viewed crosswise					Viewed endwise				
x = 2H	y = 2H	32.1	33.5	32.3	33.7	33.9	32.2	33.7	32.5	33.9	34.1
	3H	33.0	34.3	33.3	34.6	34.8	33.2	34.6	33.5	34.8	35.0
	4H	33.1	34.4	33.4	34.6	34.9	33.4	34.6	33.7	34.9	35.1
	6H	33.1	34.2	33.4	34.5	34.8	33.3	34.5	33.7	34.8	35.1
	8H	33.0	34.1	33.3	34.4	34.7	33.3	34.4	33.6	34.7	35.0
	12H	33.0	34.0	33.3	34.3	34.6	33.2	34.3	33.6	34.6	34.9
4H	2H	32.6	33.8	32.9	34.1	34.3	32.7	34.0	33.0	34.2	34.5
	3H	33.6	34.7	34.0	35.0	35.3	33.8	34.9	34.2	35.2	35.5
	4H	33.8	34.8	34.1	35.1	35.4	34.0	35.0	34.4	35.3	35.6
	6H	33.7	34.6	34.1	34.9	35.3	34.0	34.8	34.4	35.2	35.6
	8H	33.7	34.5	34.1	34.8	35.2	33.9	34.7	34.3	35.1	35.5
	12H	33.6	34.4	34.1	34.8	35.2	33.9	34.6	34.3	35.0	35.4
8H	4H	33.8	34.6	34.2	34.9	35.3	34.0	34.8	34.4	35.2	35.6
	6H	33.7	34.4	34.2	34.8	35.2	34.0	34.6	34.4	35.0	35.5
	8H	33.7	34.3	34.2	34.7	35.2	33.9	34.5	34.4	35.0	35.4
	12H	33.7	34.2	34.1	34.6	35.1	33.9	34.4	34.4	34.9	35.3
12H	4H	33.7	34.5	34.2	34.9	35.3	33.9	34.7	34.4	35.1	35.5
	6H	33.7	34.3	34.2	34.7	35.2	33.9	34.5	34.4	34.9	35.4
	8H	33.7	34.2	34.1	34.6	35.1	33.9	34.4	34.4	34.9	35.3
Variations with the observer position at spacings:											
S = 1.0H		+ 0.3 / - 0.4					+ 0.3 / - 0.4				
1.5H		+ 0.3 / - 0.5					+ 0.3 / - 0.5				
2.0H		+ 0.5 / - 0.5					+ 0.5 / - 0.6				

CIE Pub.117 Corrected 3054 lm Total Lamp Luminous Flux.(8log(F/F0) = 3.9)

C Range: 0 - 360DEG
C Interval: 30.0DEG
Test Speed: HIGH
Temperature:25.3DEG
Operators:
Test Date:24 September 2026

γ Range: 0 - 180DEG
γ Interval: 1.0DEG
Test System:EVERFINE GO-2000A_V1 SYSTEM V2.0.295
Humidity:65.0%
Test Distance:14.200m [K=1.0000]
Remarks:

UTILIZATION FACTORS TABLE

Test:U:120.7V I:0.2226A P:26.66W PF:0.9925 Lamp Flux:3053.89x1 lm		
NAME:	TYPE:	WEIGHT:
SPEC.:	DIM.:	SERIAL No.:
MFR.:	SUR.:	Shielding Angle:

REFLECTANCE										
Ceiling	0.8	0.8	0.8	0.7	0.7	0.7	0.5	0.5	0.5	0
Walls	0.7	0.5	0.3	0.7	0.5	0.3	0.7	0.5	0.3	0
Working plane	0.2	0.2	0.2	0.2	0.2	0.2	0.2	0.2	0.2	0
ROOM INDEX	UTILIZATION FACTORS(PERCENT) k(RI) x RCR = 5									
k = 0.60	60	49	42	59	48	42	58	48	42	35
0.80	70	59	52	69	59	52	67	58	52	45
1.00	79	68	62	78	68	61	76	69	61	54
1.25	86	76	70	85	76	69	82	74	68	62
1.50	91	82	75	89	81	75	86	79	74	67
2.00	98	90	84	96	89	83	92	86	82	74
2.50	101	94	89	99	93	88	95	90	86	78
3.00	104	98	93	102	97	92	98	94	90	82
4.00	108	103	99	106	101	97	102	98	95	86
5.00	110	106	102	108	104	101	103	100	98	89
ROOM INDEX	UF(total)									Direct
According to DIN EN 13032-2 2004				Suspended					SHRNOM = 1.25	

C Range: 0 - 360DEG
C Interval: 30.0DEG
Test Speed: HIGH
Temperature:25.3DEG
Operators:
Test Date:24 September 2026

γ Range: 0 - 180DEG
γ Interval: 1.0DEG
Test System:EVERFINE GO-2000A_V1 SYSTEM V2.0.295
Humidity:65.0%
Test Distance:14.200m [K=1.0000]
Remarks:

ISOCANDELA DIAGRAM

Test:U:120.7V I:0.2226A P:26.66W PF:0.9925 Lamp Flux:3053.89x1 lm		
NAME:	TYPE:	WEIGHT:
SPEC.:	DIM.:	SERIAL No.:
MFR.:	SUR.:	Shielding Angle:

Conical surface Flux(90deg):
1801.1 lm
%lum = 59.0%
%lamp = 59.0%

Conical surface Flux(120deg):
2598.4 lm
%lum = 85.1%
%lamp = 85.1%

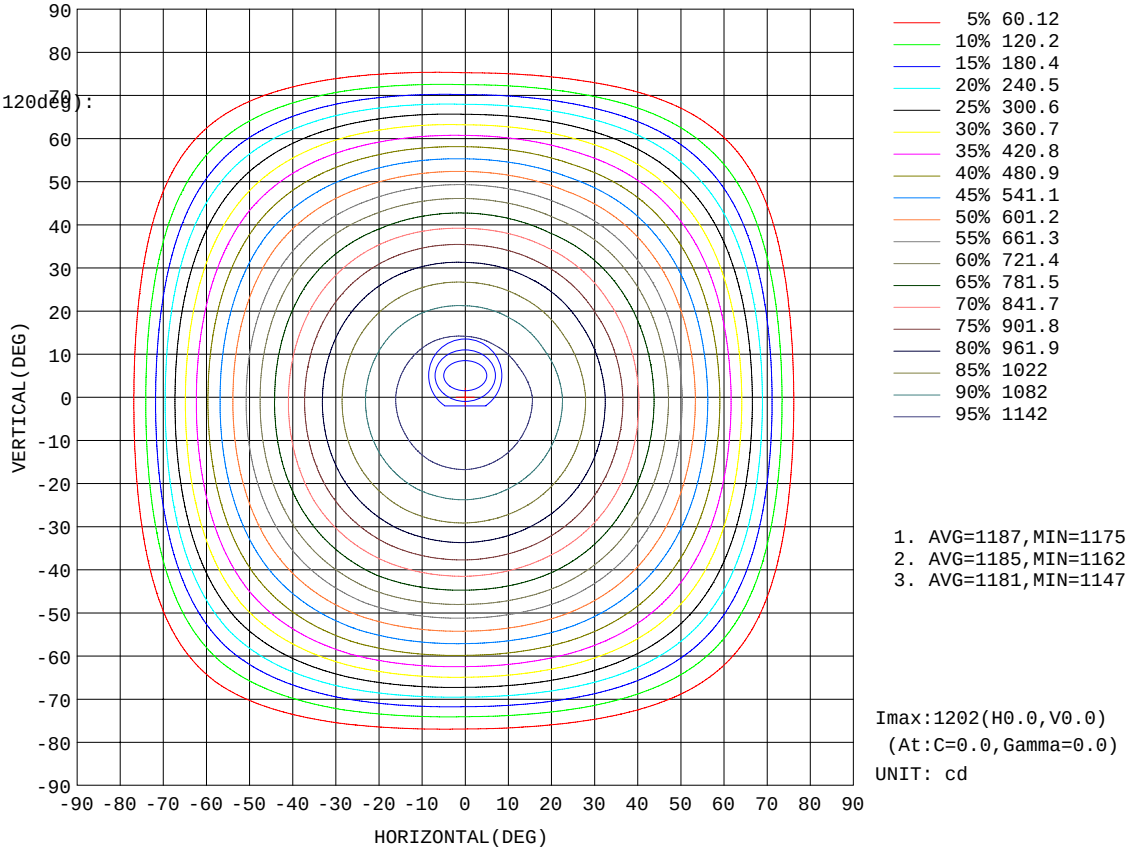

1. AVG=1187,MIN=1175
2. AVG=1185,MIN=1162
3. AVG=1181,MIN=1147

Imax:1202(H0.0,V0.0)
(At:C=0.0,Gamma=0.0)
UNIT: cd

C Range: 0 - 360DEG
C Interval: 30.0DEG
Test Speed: HIGH
Temperature:25.3DEG
Operators:
Test Date:24 September 2026

γ Range: 0 - 180DEG
γ Interval: 1.0DEG
Test System:EVERFINE GO-2000A_V1 SYSTEM V2.0.295
Humidity:65.0%
Test Distance:14.200m [K=1.0000]
Remarks:

AAI Figure

Test:U:120.7V I:0.2226A P:26.66W PF:0.9925 Lamp Flux:3053.89x1 lm		
NAME:	TYPE:	WEIGHT:
SPEC.:	DIM.:	SERIAL No.:
MFR.:	SUR.:	Shielding Angle:

Flux out:2308 lm

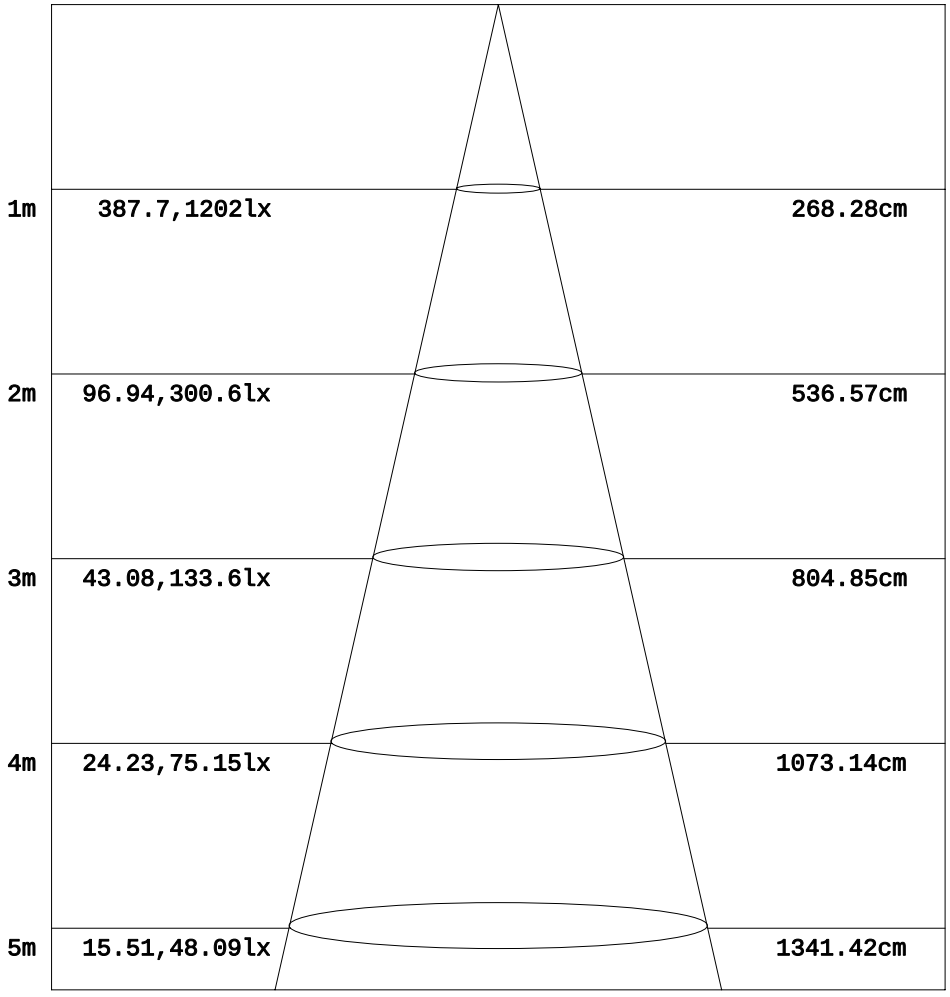

Note:The Curves indicate the illuminated area and the average illumination when the luminaire is at different distance.

C Range: 0 - 360DEG
C Interval: 30.0DEG
Test Speed: HIGH
Temperature:25.3DEG
Operators:
Test Date:24 September 2026

γ Range: 0 - 180DEG
γ Interval: 1.0DEG
Test System:EVERFINE GO-2000A_V1 SYSTEM V2.0.295
Humidity:65.0%
Test Distance:14.200m [K=1.0000]
Remarks:

ISOLUX DIAGRAM

Test:U:120.7V I:0.2226A P:26.66W PF:0.9925 Lamp Flux:3053.89x1 lm		
NAME:	TYPE:	WEIGHT:
SPEC.:	DIM.:	SERIAL No.:
MFR.:	SUR.:	Shielding Angle:

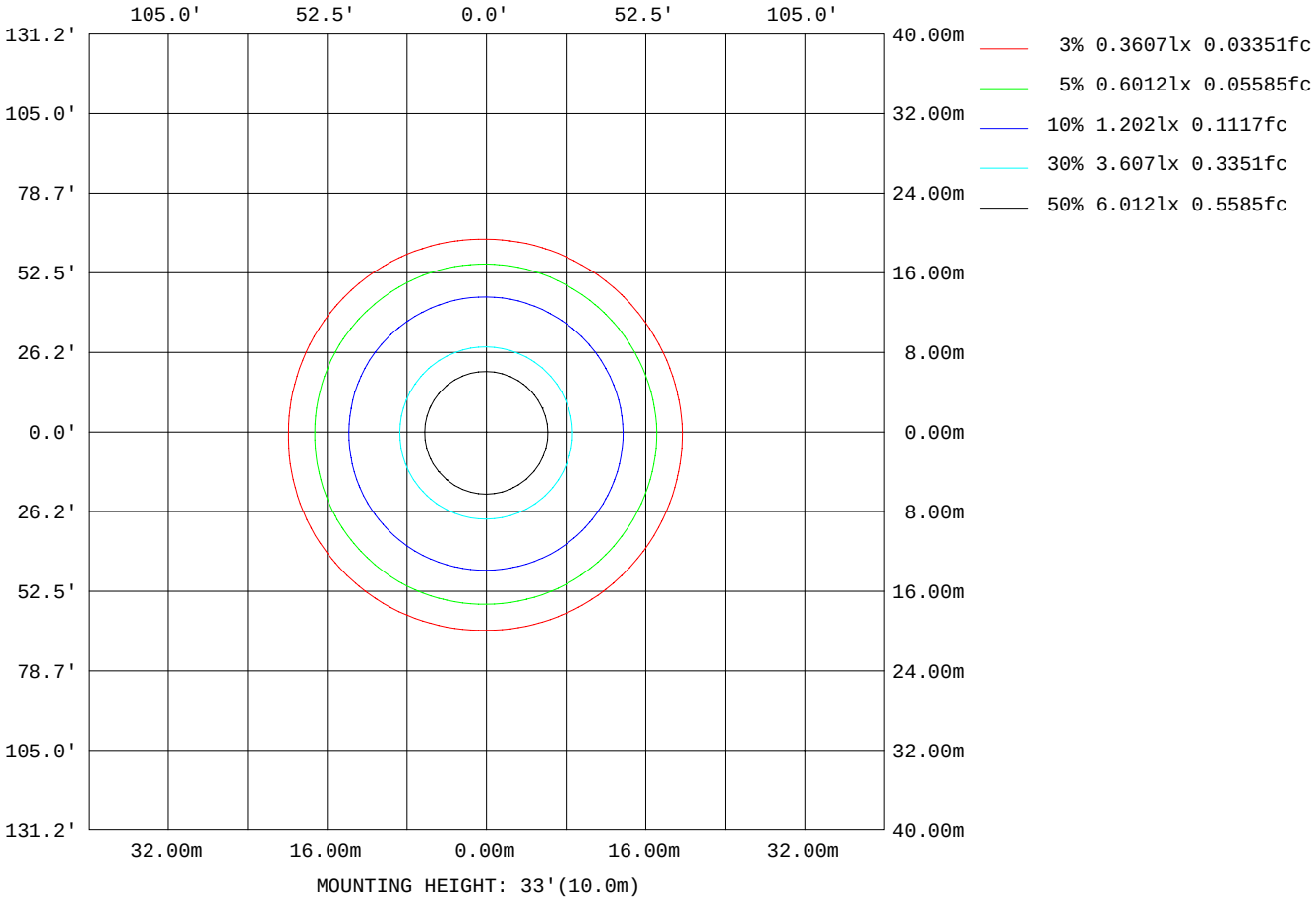

C Range: 0 - 360DEG
C Interval: 30.0DEG
Test Speed: HIGH
Temperature:25.3DEG
Operators:
Test Date:24 September 2026

γ Range: 0 - 180DEG
γ Interval: 1.0DEG
Test System:EVERFINE GO-2000A_V1 SYSTEM V2.0.295
Humidity:65.0%
Test Distance:14.200m [K=1.0000]
Remarks:

LED Avg.L Report

Test:U:120.7V I:0.2226A P:26.66W PF:0.9925 Lamp Flux:3053.89x1 lm		
NAME:	TYPE:	WEIGHT:
SPEC.:	DIM.:	SERIAL No.:
MFR.:	SUR.:	Shielding Angle:

AvgL	cd/m2
L_0~180(65)av	206301
L_0~180(75)av	87550
L_0~180(85)av	7602
L_90~270(65)av	199569
L_90~270(75)av	78533
L_90~270(85)av	9852
L_45(65)av	205034
L_45(75)av	87283
L_45(85)av	9493

Standard: GB/T 29293-2012

C Range: 0 - 360DEG
C Interval: 30.0DEG
Test Speed: HIGH
Temperature:25.3DEG
Operators:
Test Date:24 September 2026

γ Range: 0 - 180DEG
γ Interval: 1.0DEG
Test System:EVERFINE GO-2000A_V1 SYSTEM V2.0.295
Humidity:65.0%
Test Distance:14.200m [K=1.0000]
Remarks:

Planar Illuminance Curve

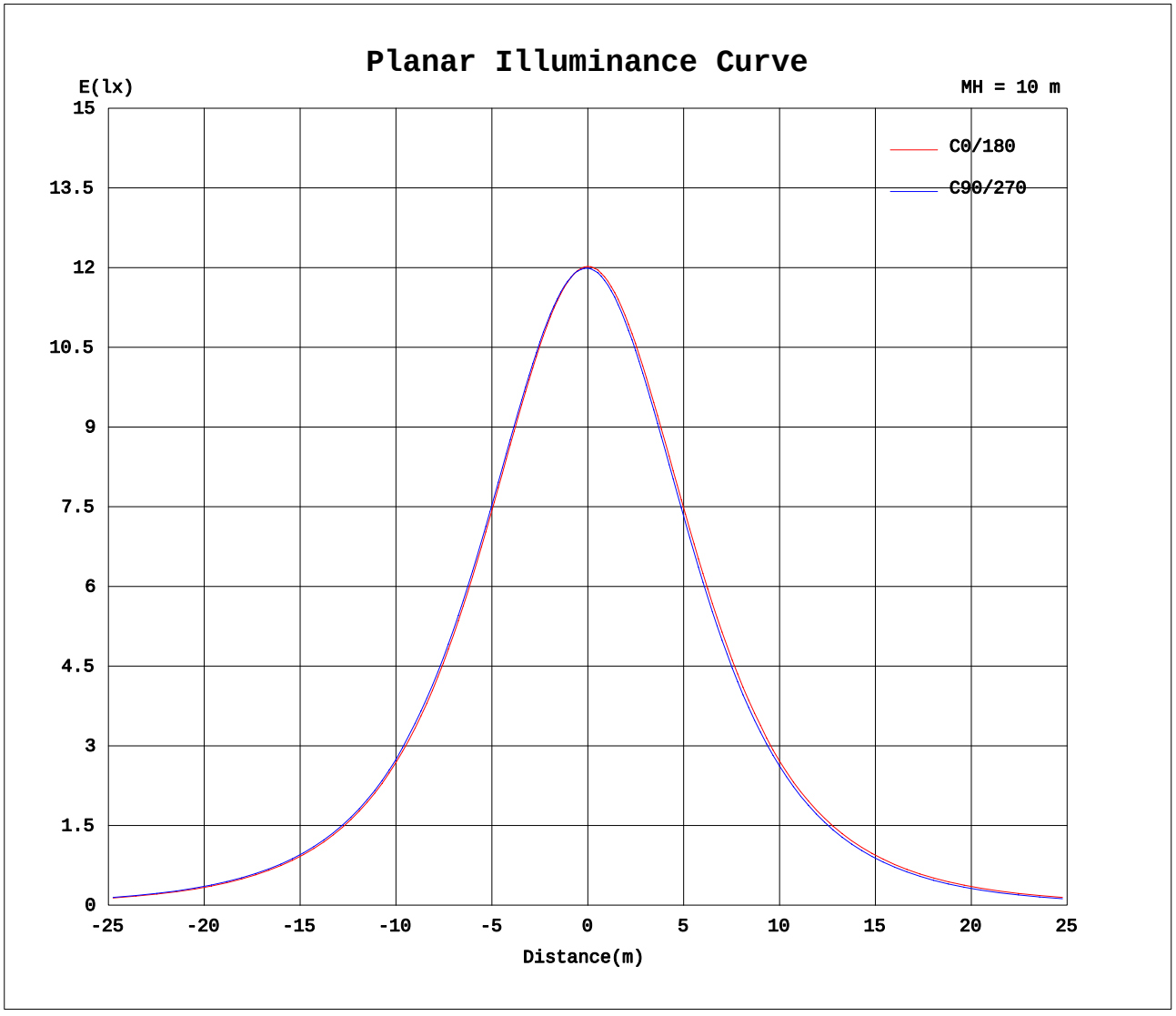

C Range: 0 - 360DEG
C Interval: 30.0DEG
Test Speed: HIGH
Temperature:25.3DEG
Operators:
Test Date:24 September 2026

γ Range: 0 - 180DEG
γ Interval: 1.0DEG
Test System:EVERFINE GO-2000A_V1 SYSTEM V2.0.295
Humidity:65.0%
Test Distance:14.200m [K=1.0000]
Remarks:

LUMINOUS DISTRIBUTION INTENSITY DATA

Test:U:120.7V I:0.2226A P:26.66W PF:0.9925 Lamp Flux:3053.89x1 lm		
NAME:	TYPE:	WEIGHT:
SPEC.:	DIM.:	SERIAL No.:
MFR.:	SUR.:	Shielding Angle:

Table--1 UNIT: cd

γ (DEG) \ C(DEG)	0	30	60	90	120	150	180	210	240	270	300	330
0	1202	1201	1200	1199	1198	1197	1202	1201	1200	1199	1198	1197
5	1195	1195	1196	1195	1195	1194	1196	1195	1192	1190	1188	1188
10	1177	1177	1179	1181	1181	1178	1179	1176	1172	1168	1167	1167
15	1147	1148	1151	1154	1154	1152	1150	1146	1141	1136	1134	1135
20	1106	1110	1112	1117	1118	1114	1111	1106	1101	1093	1092	1094
25	1056	1061	1064	1070	1071	1067	1062	1056	1050	1041	1039	1042
30	996	1000	1005	1012	1014	1010	1003	997	989	979	977	980
35	925	931	937	943	946	943	936	928	918	907	905	908
40	846	853	858	867	869	867	858	850	840	828	825	829
45	760	761	773	776	786	778	767	764	748	741	732	742
50	667	670	681	685	695	688	676	673	656	647	639	649
55	567	571	583	586	597	591	579	575	558	547	539	549
60	459	464	475	478	491	488	473	468	452	438	431	441
65	340	349	355	359	371	374	358	349	336	316	315	321
70	211	220	226	228	243	247	229	220	207	184	185	193
75	83.5	90.7	96.8	98.6	111	114	97.8	91.3	80.7	64.0	64.5	69.8
80	15.4	17.5	20.1	22.7	26.2	26.4	20.5	19.1	16.1	12.6	12.2	12.9
85	2.49	2.90	3.39	4.11	4.31	4.01	2.81	3.33	3.36	2.76	2.49	2.45
90	0.00	0.00	0.00	0.00	0.00	0.00	0.00	0.00	0.00	0.00	0.00	0.00
95	0.00	0.00	0.00	0.00	0.00	0.00	0.00	0.00	0.00	0.00	0.00	0.00
100	0.00	0.00	0.00	0.00	0.00	0.00	0.00	0.00	0.00	0.00	0.00	0.00
105	0.00	0.00	0.00	0.00	0.00	0.00	0.00	0.00	0.00	0.00	0.00	0.00
110	0.00	0.00	0.00	0.00	0.00	0.00	0.00	0.00	0.00	0.00	0.00	0.00
115	0.00	0.00	0.00	0.00	0.00	0.00	0.00	0.00	0.00	0.00	0.00	0.00
120	0.20	0.06	0.00	0.00	0.00	0.00	0.00	0.00	0.00	0.03	0.06	0.00
125	0.91	0.71	0.53	0.44	0.37	0.50	0.34	0.43	0.56	0.72	0.71	0.66
130	1.56	1.35	1.18	1.10	1.03	1.15	0.96	1.07	1.21	1.38	1.35	1.27
135	2.18	1.98	1.83	1.71	1.67	1.78	1.61	1.73	1.86	2.01	1.98	1.91
140	2.80	2.60	2.45	2.36	2.30	2.41	2.22	2.33	2.46	2.61	2.58	2.48
145	3.33	3.12	3.01	2.96	2.89	3.00	2.78	2.89	2.99	3.17	3.12	3.01
150	3.81	3.63	3.52	3.49	3.41	3.51	3.31	3.37	3.48	3.63	3.59	3.49
155	4.24	4.04	3.96	3.95	3.88	3.96	3.80	3.84	3.95	4.09	4.04	3.92
160	4.56	4.43	4.38	4.36	4.30	4.35	4.22	4.28	4.37	4.50	4.46	4.34
165	4.87	4.77	4.71	4.70	4.63	4.69	4.62	4.67	4.73	4.83	4.82	4.71
170	5.11	5.03	5.01	4.98	4.97	5.01	4.98	5.01	5.02	5.11	5.10	5.01
175	5.27	5.27	5.29	5.22	5.22	5.25	5.22	5.26	5.26	5.26	5.27	5.23
180	5.37	5.38	5.41	5.39	5.38	5.41	5.38	5.39	5.41	5.38	5.41	5.39

C Range: 0 - 360DEG
C Interval: 30.0DEG
Test Speed: HIGH
Temperature:25.3DEG
Operators:
Test Date:24 September 2026

γ Range: 0 - 180DEG
γ Interval: 1.0DEG
Test System:EVERFINE GO-2000A_V1 SYSTEM V2.0.295
Humidity:65.0%
Test Distance:14.200m [K=1.0000]
Remarks: