LUMINAIRE PHOTOMETRIC TEST REPORT

Test:U:120.7V I:0.2244A P:26.89W PF:0.9929 Lamp Flux:3088.17x1 lm		
NAME:	TYPE:	WEIGHT:
SPEC.:	DIM.:	SERIAL No.:
MFR.:	SUR.:	Shielding Angle:

DATA OF LAMP		PHOTOMETRIC DATA Eff: 114.84 lm/W			
MODEL	PT-CDL-38-DD-5C3P-30w-4000k	Imax(cd)	1213	S/MH(C0/180)	1.24
NOMINAL POWER(W)	30	LOR(%)	100.0	S/MH(C90/270)	1.23
RATED VOLTAGE(V)	120	TOTAL FLUX(lm)	3088.2	η UP,DN(C0-180)	0.1,50.5
NOMINAL FLUX(lm)	3088.17	CIE CLASS	DIRECT	η UP,DN(C180-360)	0.1,49.2
LAMPS INSIDE	1	η up(%)	0.2	CIBSE SHR NOM	1.25
TEST VOLTAGE(V)	120	η down(%)	99.8	CIBSE SHR MAX	1.35

LUMINOUS INTENSITY DISTRIBUTION DIAGRAM

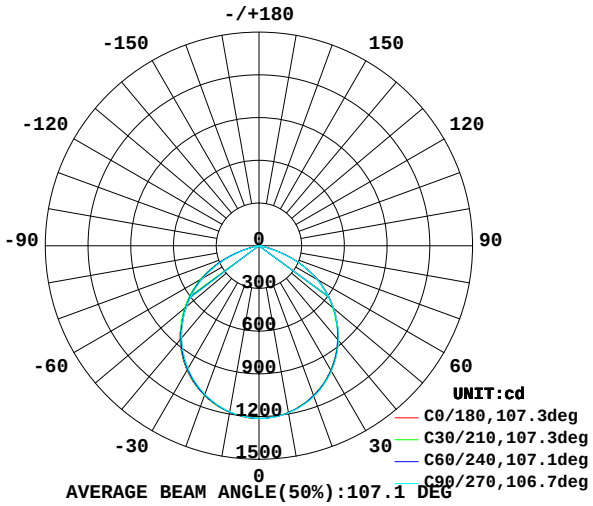

AVERAGE BEAM ANGLE(50%):107.1 DEG

C0 PLANE ISOLUX DIAGRAM (UNIT:lx)

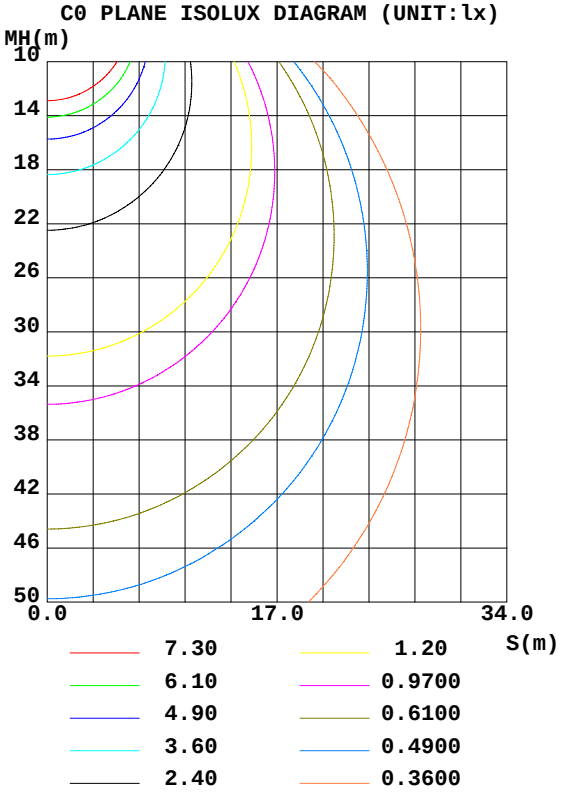

C Range: 0 - 360DEG
C Interval: 30.0DEG
Test Speed: HIGH
Temperature:25.3DEG
Operators:
Test Date:24 September 2026

γ Range: 0 - 180DEG
γ Interval: 1.0DEG
Test System:EVERFINE GO-2000A_V1 SYSTEM V2.0.295
Humidity:65.0%
Test Distance:14.200m [K=1.0000]
Remarks:

ZONAL FLUX DIAGRAM

ZONAL FLUX DIAGRAM:

γ	C0	C45	C90	C135	C180	C225	C270	C315	γ	Φ zone	Φ total	%lum,lamp
10	1188	1190	1193	1191	1188	1186	1183	1183	0- 10	114.5	114.5	3.71,3.71
20	1118	1122	1127	1125	1119	1115	1109	1109	10- 20	326.7	441.2	14.3,14.3
30	1008	1013	1018	1018	1010	1004	995.4	995.6	20- 30	492.0	933.2	30.2,30.2
40	858.5	864.0	870.6	871.9	862.0	854.5	843.3	844.3	30- 40	586.1	1519	49.2,49.2
50	678.9	682.0	685.7	692.0	677.9	672.7	662.4	660.5	40- 50	593.7	2113	68.4,68.4
60	469.7	473.9	475.1	486.3	472.3	466.2	452.1	451.5	50- 60	514.2	2627	85.1,85.1
70	220.2	225.1	220.8	236.8	224.3	217.3	197.0	202.7	60- 70	343.3	2971	96.2,96.2
80	17.35	18.88	20.21	22.99	18.84	18.03	14.25	14.60	70- 80	104.7	3075	99.6,99.6
90	0	0	0	0	0	0	0	0	80- 90	5.199	3080	99.8,99.8
100	0	0	0	0	0	0	0	0	90-100	0	3080	99.8,99.8
110	0	0	0	0	0	0	0	0	100-110	0	3080	99.8,99.8
120	0.1990	0.0277	0	0.0005	0	0.0003	0.0133	0.0140	110-120	0.0016	3080	99.8,99.8
130	1.579	1.326	1.205	1.218	1.071	1.198	1.377	1.318	120-130	0.5502	3081	99.8,99.8
140	2.836	2.596	2.503	2.503	2.330	2.451	2.623	2.556	130-140	1.473	3083	99.8,99.8
150	3.881	3.668	3.602	3.594	3.400	3.507	3.693	3.587	140-150	1.927	3084	99.9,99.9
160	4.631	4.511	4.499	4.431	4.324	4.417	4.591	4.458	150-160	1.865	3086	99.9,99.9
170	5.180	5.127	5.114	5.100	5.060	5.127	5.207	5.154	160-170	1.357	3088	100,100
180	5.475	5.495	5.502	5.495	5.462	5.488	5.488	5.495	170-180	0.5041	3088	100,100
DEG	LUMINOUS INTENSITY:cd									UNIT:lm		

C Range: 0 - 360DEG
C Interval: 30.0DEG
Test Speed: HIGH
Temperature:25.3DEG
Operators:
Test Date:24 September 2026

γ Range: 0 - 180DEG
γ Interval: 1.0DEG
Test System:EVERFINE GO-2000A_V1 SYSTEM V2.0.295
Humidity:65.0%
Test Distance:14.200m [K=1.0000]
Remarks:

CU AND LUMINAIRE BUDGETARY ESTIMATE DIAGRAM

Test:U:120.7V I:0.2244A P:26.89W PF:0.9929 Lamp Flux:3088.17x1 lm		
NAME:	TYPE:	WEIGHT:
SPEC.:	DIM.:	SERIAL No.:
MFR.:	SUR.:	Shielding Angle:

ρcc	80%			70%			50%			30%			10%			0
ρw	50%	30%	10%	50%	30%	10%	50%	30%	10%	50%	30%	10%	50%	30%	10%	0
ρfc	20%			20%			20%			20%			20%			0
RCR	RCR:Room Cavity Ratio			Coefficients of Utilization(CU)												
0.0	1.19	1.19	1.19	1.16	1.16	1.16	1.11	1.11	1.11	1.06	1.06	1.06	1.02	1.02	1.02	.00
1.0	1.06	1.02	.99	1.04	1.00	.97	.99	.97	.94	.95	.93	.91	.92	.90	.88	.86
2.0	.93	.87	.82	.91	.86	.81	.88	.83	.79	.85	.81	.77	.82	.78	.75	.73
3.0	.82	.75	.69	.81	.74	.68	.78	.72	.67	.75	.70	.66	.73	.68	.65	.62
4.0	.73	.65	.59	.72	.64	.58	.69	.63	.57	.67	.61	.57	.65	.60	.56	.54
5.0	.66	.57	.51	.65	.56	.50	.62	.55	.50	.60	.54	.49	.59	.53	.49	.47
6.0	.59	.51	.44	.58	.50	.44	.56	.49	.44	.55	.48	.43	.53	.47	.43	.41
7.0	.54	.45	.39	.53	.45	.39	.51	.44	.39	.50	.43	.39	.49	.43	.38	.36
8.0	.49	.41	.35	.48	.40	.35	.47	.40	.35	.46	.39	.35	.45	.39	.34	.32
9.0	.45	.37	.32	.44	.37	.32	.43	.36	.31	.42	.36	.31	.41	.35	.31	.29
10.0	.42	.34	.29	.41	.34	.29	.40	.33	.28	.39	.33	.28	.38	.32	.28	.27

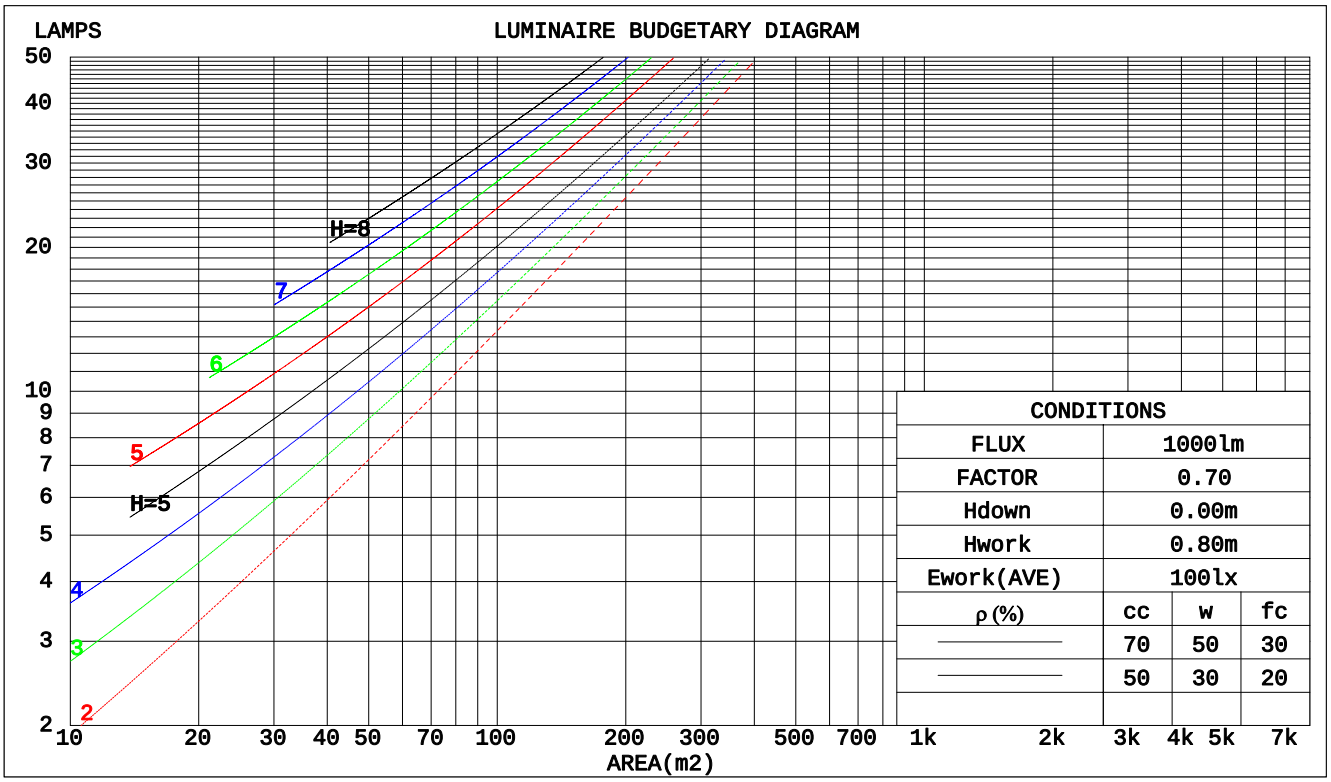

C Range: 0 - 360DEG
C Interval: 30.0DEG
Test Speed: HIGH
Temperature:25.3DEG
Operators:
Test Date:24 September 2026

γ Range: 0 - 180DEG
γ Interval: 1.0DEG
Test System:EVERFINE GO-2000A_V1 SYSTEM V2.0.295
Humidity:65.0%
Test Distance:14.200m [K=1.0000]
Remarks:

WEC AND CCEC

Test:U:120.7V I:0.2244A P:26.89W PF:0.9929 Lamp Flux:3088.17x1 lm		
NAME:	TYPE:	WEIGHT:
SPEC.:	DIM.:	SERIAL No.:
MFR.:	SUR.:	Shielding Angle:

ρcc	80%			70%			50%			30%			10%			0
ρw	50%	30%	10%	50%	30%	10%	50%	30%	10%	50%	30%	10%	50%	30%	10%	0
ρfc	20%			20%			20%			20%			20%			0
RCR	RCR:Room Cavity Ratio						Wall Exitance Coeffcients(WEC)									
0.0																
1.0	.270	.154	.049	.263	.150	.048	.250	.143	.046	.238	.137	.044	.227	.131	.042	
2.0	.264	.145	.044	.258	.142	.044	.246	.137	.043	.236	.132	.041	.226	.128	.040	
3.0	.250	.133	.040	.245	.131	.039	.234	.127	.039	.225	.123	.038	.216	.120	.037	
4.0	.234	.122	.036	.229	.120	.035	.220	.117	.035	.212	.114	.034	.204	.111	.034	
5.0	.219	.112	.032	.215	.110	.032	.207	.108	.032	.199	.105	.031	.192	.103	.031	
6.0	.205	.103	.029	.201	.101	.029	.194	.099	.029	.187	.097	.029	.181	.095	.028	
7.0	.192	.095	.027	.188	.094	.027	.182	.092	.026	.176	.090	.026	.170	.088	.026	
8.0	.180	.088	.025	.177	.087	.025	.171	.085	.024	.166	.084	.024	.160	.082	.024	
9.0	.169	.082	.023	.166	.081	.023	.161	.080	.023	.156	.078	.022	.152	.077	.022	
10.0	.159	.076	.021	.157	.076	.021	.152	.075	.021	.148	.073	.021	.144	.072	.021	

ρcc	80%			70%			50%			30%			10%			0
ρw	50%	30%	10%	50%	30%	10%	50%	30%	10%	50%	30%	10%	50%	30%	10%	0
ρfc	20%			20%			20%			20%			20%			0
RCR	RCR:Room Cavity Ratio						Ceiling Cavity Exitance Coefficients(CCEC)									
0.0	.192	.192	.192	.164	.164	.164	.112	.112	.112	.064	.064	.064	.021	.021	.021	
1.0	.179	.158	.139	.154	.136	.120	.105	.094	.083	.060	.054	.048	.019	.017	.016	
2.0	.170	.134	.103	.146	.115	.089	.100	.080	.062	.058	.046	.037	.019	.015	.012	
3.0	.163	.116	.079	.139	.100	.069	.096	.070	.048	.055	.041	.028	.018	.013	.009	
4.0	.155	.103	.062	.133	.089	.054	.092	.062	.038	.053	.036	.023	.017	.012	.007	
5.0	.148	.092	.051	.127	.080	.044	.088	.056	.031	.051	.033	.019	.016	.011	.006	
6.0	.141	.084	.042	.121	.072	.037	.084	.051	.026	.049	.030	.016	.016	.010	.005	
7.0	.135	.077	.036	.116	.067	.032	.080	.047	.022	.046	.027	.013	.015	.009	.004	
8.0	.128	.071	.031	.111	.062	.027	.077	.043	.019	.045	.025	.012	.014	.008	.004	
9.0	.123	.066	.028	.106	.057	.024	.073	.040	.017	.043	.024	.010	.014	.008	.003	
10.0	.117	.062	.025	.101	.054	.022	.070	.038	.015	.041	.022	.009	.013	.007	.003	

C Range: 0 - 360DEG
C Interval: 30.0DEG
Test Speed: HIGH
Temperature:25.3DEG
Operators:
Test Date:24 September 2026

γ Range: 0 - 180DEG
γ Interval: 1.0DEG
Test System:EVERFINE GO-2000A_V1 SYSTEM V2.0.295
Humidity:65.0%
Test Distance:14.200m [K=1.0000]
Remarks:

UGR(Unified Glare Rating) Table

Test:U:120.7V I:0.2244A P:26.89W PF:0.9929 Lamp Flux:3088.17x1 lm		
NAME:	TYPE:	WEIGHT:
SPEC.:	DIM.:	SERIAL No.:
MFR.:	SUR.:	Shielding Angle:

ceiling/cavity		0.7	0.7	0.5	0.5	0.3	0.7	0.7	0.5	0.5	0.3
walls		0.5	0.3	0.5	0.3	0.3	0.5	0.3	0.5	0.3	0.3
working plane		0.2	0.2	0.2	0.2	0.2	0.2	0.2	0.2	0.2	0.2
Room dimensions		Viewed crosswise					Viewed endwise				
x = 2H	y = 2H	32.1	33.6	32.4	33.8	34.0	32.2	33.6	32.5	33.8	34.0
	3H	33.1	34.5	33.4	34.7	34.9	33.2	34.5	33.5	34.7	35.0
	4H	33.2	34.5	33.6	34.8	35.0	33.3	34.6	33.6	34.8	35.1
	6H	33.2	34.4	33.5	34.6	34.9	33.2	34.4	33.6	34.7	35.0
	8H	33.1	34.3	33.5	34.5	34.8	33.2	34.3	33.5	34.6	34.9
	12H	33.1	34.2	33.4	34.5	34.8	33.1	34.2	33.5	34.5	34.8
4H	2H	32.6	33.9	32.9	34.1	34.4	32.7	33.9	33.0	34.2	34.4
	3H	33.7	34.8	34.1	35.1	35.4	33.8	34.8	34.1	35.1	35.4
	4H	33.9	34.9	34.3	35.2	35.5	33.9	34.9	34.3	35.2	35.6
	6H	33.8	34.7	34.2	35.1	35.4	33.9	34.7	34.3	35.1	35.5
	8H	33.8	34.6	34.2	35.0	35.4	33.8	34.6	34.2	35.0	35.4
	12H	33.8	34.5	34.2	34.9	35.3	33.8	34.5	34.2	34.9	35.3
8H	4H	33.9	34.7	34.3	35.1	35.4	33.9	34.7	34.3	35.1	35.5
	6H	33.9	34.5	34.3	34.9	35.4	33.9	34.6	34.3	35.0	35.4
	8H	33.8	34.4	34.3	34.8	35.3	33.9	34.4	34.3	34.9	35.3
	12H	33.8	34.3	34.3	34.7	35.2	33.8	34.3	34.3	34.8	35.2
12H	4H	33.8	34.6	34.3	35.0	35.4	33.9	34.6	34.3	35.0	35.4
	6H	33.8	34.4	34.3	34.8	35.3	33.9	34.4	34.3	34.9	35.3
	8H	33.8	34.3	34.3	34.7	35.2	33.8	34.3	34.3	34.8	35.2

Variations with the observer position at spacings:		
S = 1.0H	+ 0.3 / - 0.4	+ 0.3 / - 0.4
1.5H	+ 0.3 / - 0.5	+ 0.3 / - 0.5
2.0H	+ 0.5 / - 0.5	+ 0.5 / - 0.6

CIE Pub.117 Corrected 3088 lm Total Lamp Luminous Flux.(8log(F/F0) = 3.9)

C Range: 0 - 360DEG
C Interval: 30.0DEG
Test Speed: HIGH
Temperature:25.3DEG
Operators:
Test Date:24 September 2026

γ Range: 0 - 180DEG
γ Interval: 1.0DEG
Test System:EVERFINE GO-2000A_V1 SYSTEM V2.0.295
Humidity:65.0%
Test Distance:14.200m [K=1.0000]
Remarks:

UTILIZATION FACTORS TABLE

Test:U:120.7V I:0.2244A P:26.89W PF:0.9929 Lamp Flux:3088.17x1 lm		
NAME:	TYPE:	WEIGHT:
SPEC.:	DIM.:	SERIAL No.:
MFR.:	SUR.:	Shielding Angle:

REFLECTANCE										
Ceiling	0.8	0.8	0.8	0.7	0.7	0.7	0.5	0.5	0.5	0
Walls	0.7	0.5	0.3	0.7	0.5	0.3	0.7	0.5	0.3	0
Working plane	0.2	0.2	0.2	0.2	0.2	0.2	0.2	0.2	0.2	0
ROOM INDEX	UTILIZATION FACTORS(PERCENT) k(RI) x RCR = 5									
k = 0.60	60	49	42	59	48	42	58	48	42	35
0.80	70	59	52	69	59	52	67	58	52	45
1.00	79	68	62	78	68	61	76	69	61	54
1.25	86	76	70	85	76	69	82	74	68	62
1.50	91	82	75	89	81	75	86	79	74	67
2.00	98	90	84	96	89	83	92	86	82	74
2.50	101	94	89	99	93	88	95	90	86	78
3.00	104	98	93	102	97	92	98	94	90	82
4.00	108	103	99	106	101	97	102	98	95	86
5.00	110	106	102	108	104	101	103	100	98	89
ROOM INDEX	UF(total)									Direct
According to DIN EN 13032-2 2004				Suspended					SHRNOM = 1.25	

C Range: 0 - 360DEG
C Interval: 30.0DEG
Test Speed: HIGH
Temperature:25.3DEG
Operators:
Test Date:24 September 2026

γ Range: 0 - 180DEG
γ Interval: 1.0DEG
Test System:EVERFINE GO-2000A_V1 SYSTEM V2.0.295
Humidity:65.0%
Test Distance:14.200m [K=1.0000]
Remarks:

ISOCANDELA DIAGRAM

Test:U:120.7V I:0.2244A P:26.89W PF:0.9929 Lamp Flux:3088.17x1 lm		
NAME:	TYPE:	WEIGHT:
SPEC.:	DIM.:	SERIAL No.:
MFR.:	SUR.:	Shielding Angle:

Conical surface Flux(90deg):
1820.8 lm
%lum = 59.0%
%lamp = 59.0%

Conical surface Flux(120deg):
2627.3 lm
%lum = 85.1%
%lamp = 85.1%

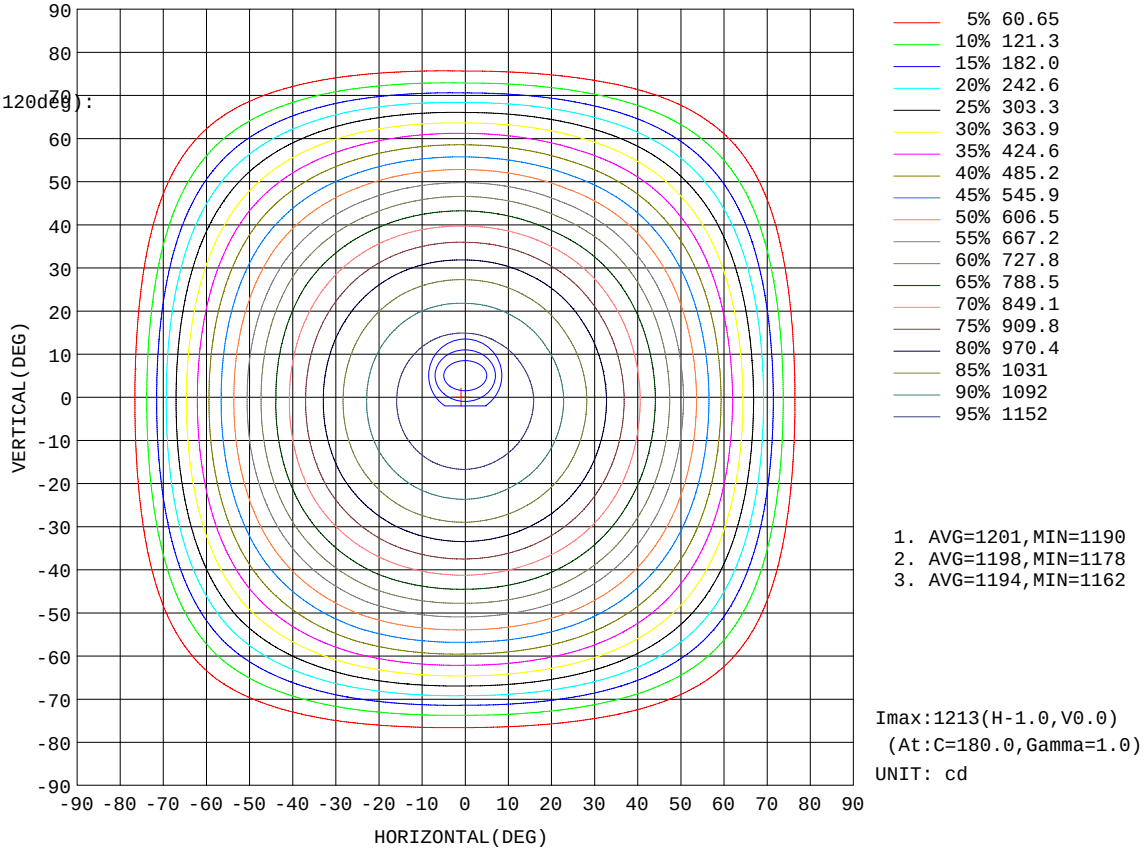

C Range: 0 - 360DEG
C Interval: 30.0DEG
Test Speed: HIGH
Temperature:25.3DEG
Operators:
Test Date:24 September 2026

γ Range: 0 - 180DEG
γ Interval: 1.0DEG
Test System:EVERFINE GO-2000A_V1 SYSTEM V2.0.295
Humidity:65.0%
Test Distance:14.200m [K=1.0000]
Remarks:

AAI Figure

Test:U:120.7V I:0.2244A P:26.89W PF:0.9929 Lamp Flux:3088.17x1 lm		
NAME:	TYPE:	WEIGHT:
SPEC.:	DIM.:	SERIAL No.:
MFR.:	SUR.:	Shielding Angle:

Flux out:2333 lm

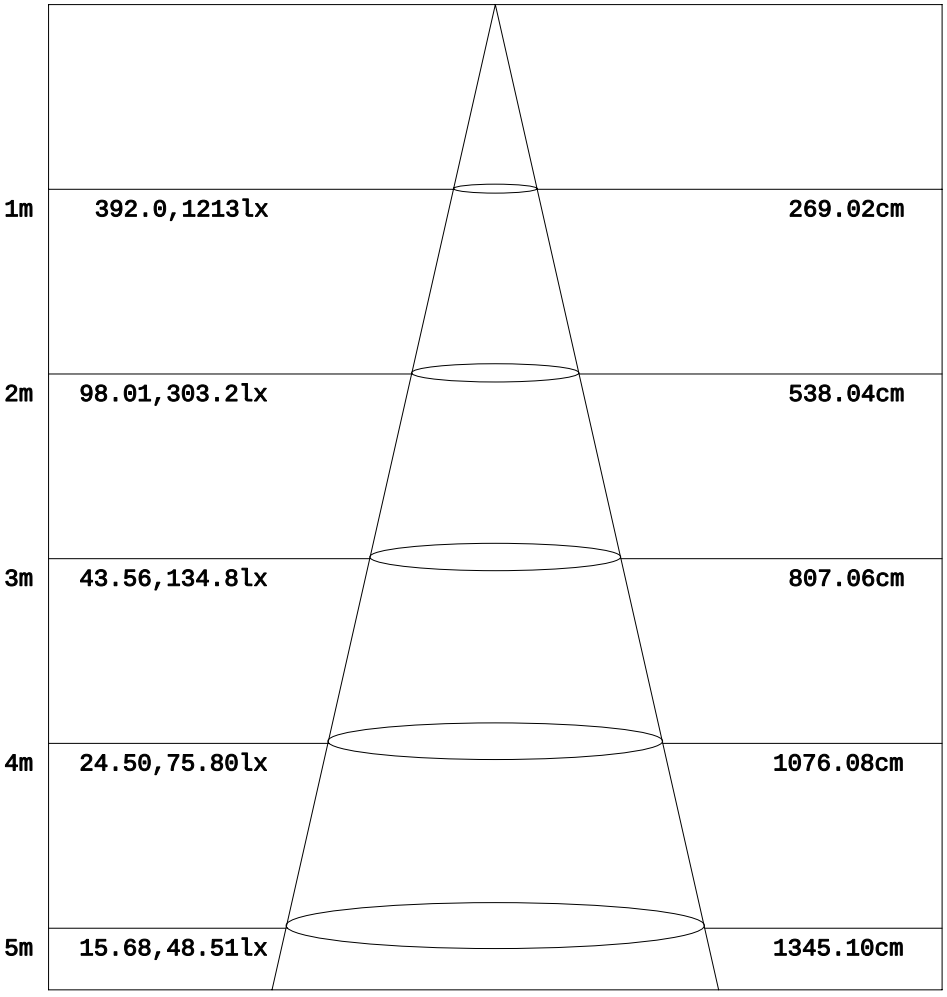

Note:The Curves indicate the illuminated area and the average illumination when the luminaire is at different distance.

C Range: 0 - 360DEG
C Interval: 30.0DEG
Test Speed: HIGH
Temperature:25.3DEG
Operators:
Test Date:24 September 2026

γ Range: 0 - 180DEG
γ Interval: 1.0DEG
Test System:EVERFINE GO-2000A_V1 SYSTEM V2.0.295
Humidity:65.0%
Test Distance:14.200m [K=1.0000]
Remarks:

ISOLUX DIAGRAM

Test:U:120.7V I:0.2244A P:26.89W PF:0.9929 Lamp Flux:3088.17x1 lm		
NAME:	TYPE:	WEIGHT:
SPEC.:	DIM.:	SERIAL No.:
MFR.:	SUR.:	Shielding Angle:

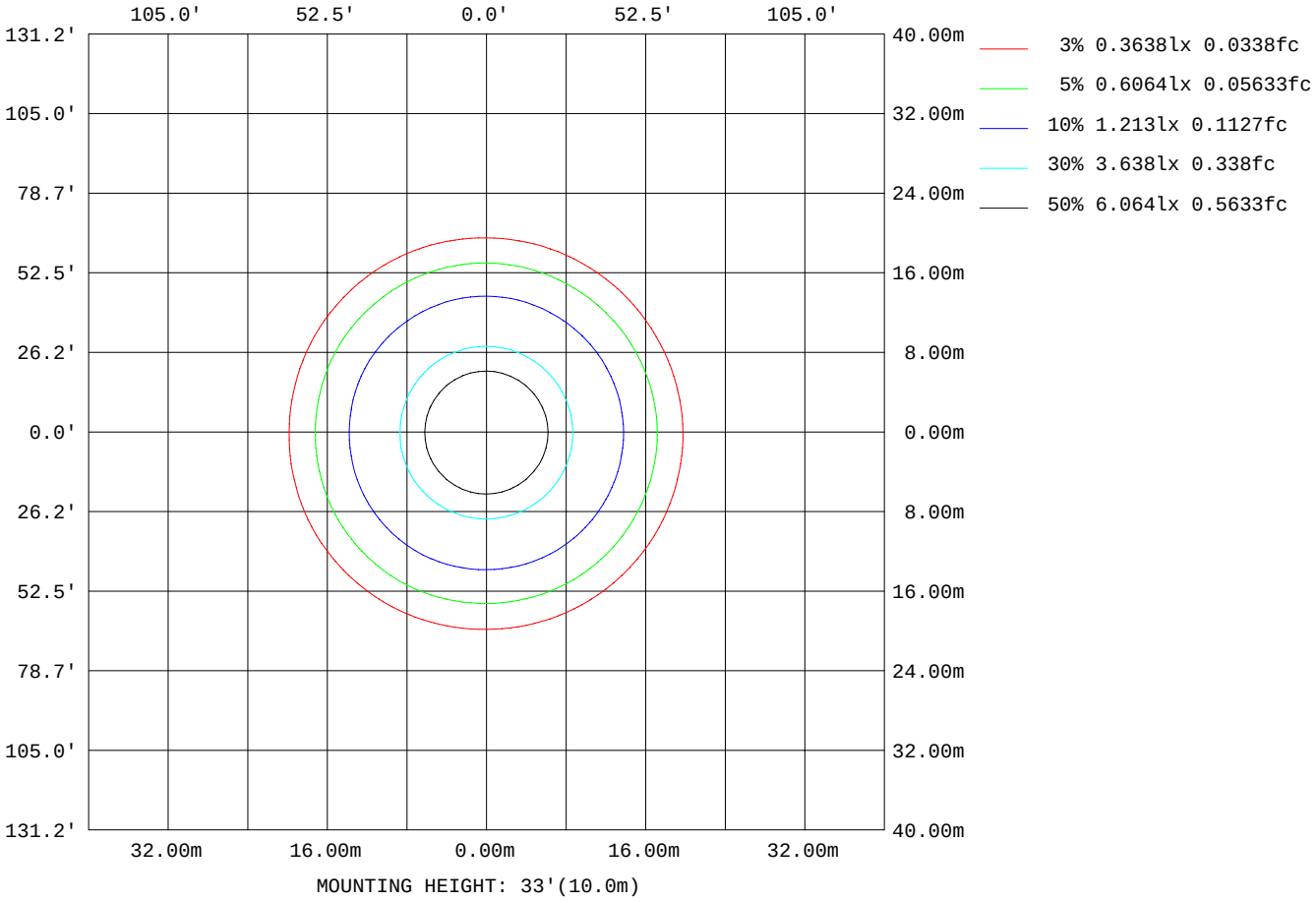

C Range: 0 - 360DEG
C Interval: 30.0DEG
Test Speed: HIGH
Temperature:25.3DEG
Operators:
Test Date:24 September 2026

γ Range: 0 - 180DEG
γ Interval: 1.0DEG
Test System:EVERFINE GO-2000A_V1 SYSTEM V2.0.295
Humidity:65.0%
Test Distance:14.200m [K=1.0000]
Remarks:

LED Avg.L Report

Test:U:120.7V I:0.2244A P:26.89W PF:0.9929 Lamp Flux:3088.17x1 lm		
NAME:	TYPE:	WEIGHT:
SPEC.:	DIM.:	SERIAL No.:
MFR.:	SUR.:	Shielding Angle:

AvgL	cd/m2
L_0~180(65)av	208263
L_0~180(75)av	88608
L_0~180(85)av	7865
L_90~270(65)av	202152
L_90~270(75)av	79185
L_90~270(85)av	10047
L_45(65)av	207619
L_45(75)av	88201
L_45(85)av	9749

Standard: GB/T 29293-2012

C Range: 0 - 360DEG
C Interval: 30.0DEG
Test Speed: HIGH
Temperature:25.3DEG
Operators:
Test Date:24 September 2026

γ Range: 0 - 180DEG
γ Interval: 1.0DEG
Test System:EVERFINE GO-2000A_V1 SYSTEM V2.0.295
Humidity:65.0%
Test Distance:14.200m [K=1.0000]
Remarks:

Planar Illuminance Curve

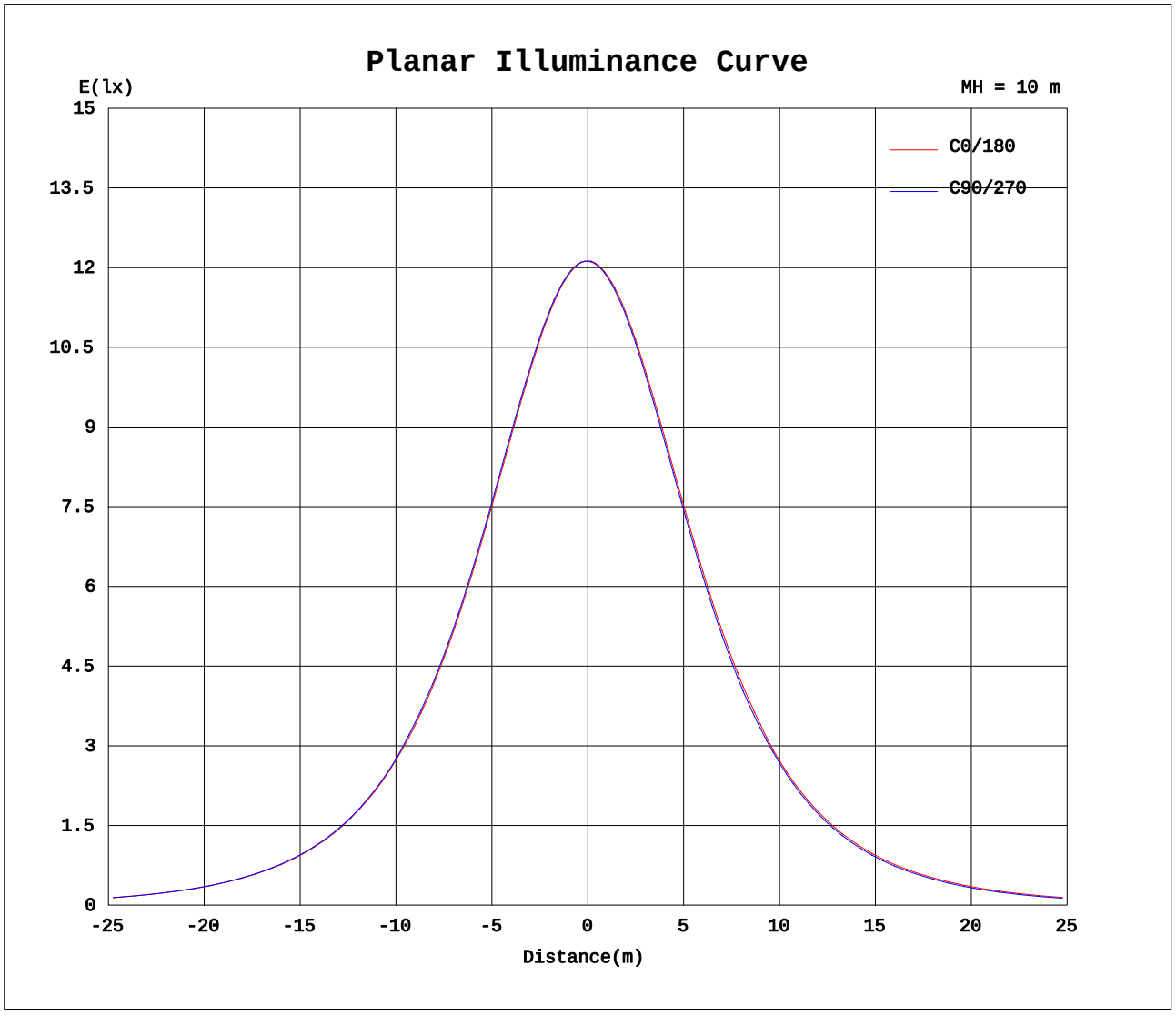

C Range: 0 - 360DEG
C Interval: 30.0DEG
Test Speed: HIGH
Temperature:25.3DEG
Operators:
Test Date:24 September 2026

γ Range: 0 - 180DEG
γ Interval: 1.0DEG
Test System:EVERFINE GO-2000A_V1 SYSTEM V2.0.295
Humidity:65.0%
Test Distance:14.200m [K=1.0000]
Remarks:

LUMINOUS DISTRIBUTION INTENSITY DATA

Test:U:120.7V I:0.2244A P:26.89W PF:0.9929 Lamp Flux:3088.17x1 lm		
NAME:	TYPE:	WEIGHT:
SPEC.:	DIM.:	SERIAL No.:
MFR.:	SUR.:	Shielding Angle:

Table--1 UNIT: cd

γ (DEG) \ C(DEG)	0	30	60	90	120	150	180	210	240	270	300	330
0	1213	1212	1213	1212	1212	1211	1213	1212	1213	1212	1212	1211
5	1206	1207	1207	1209	1208	1207	1206	1205	1205	1204	1203	1204
10	1188	1189	1191	1193	1192	1190	1188	1187	1185	1183	1182	1183
15	1158	1160	1162	1164	1165	1163	1159	1157	1154	1151	1151	1153
20	1118	1121	1122	1127	1127	1124	1119	1117	1114	1109	1108	1110
25	1069	1071	1074	1078	1078	1076	1069	1066	1063	1057	1056	1059
30	1008	1011	1014	1018	1020	1017	1010	1006	1002	995	994	998
35	938	942	944	948	951	949	940	936	932	924	922	926
40	859	863	865	871	873	871	862	857	852	843	842	846
45	772	770	779	779	788	780	770	771	759	756	749	759
50	679	678	686	686	695	689	678	679	667	662	656	666
55	578	579	585	585	595	591	579	579	568	561	555	565
60	470	472	476	475	487	485	472	472	460	452	447	456
65	349	355	355	354	365	369	355	351	343	329	330	335
70	220	226	224	221	234	239	224	221	214	197	200	206
75	90.4	94.8	94.0	91.9	103	106	93.1	91.1	85.2	72.1	74.2	79.3
80	17.3	18.6	19.1	20.2	22.8	23.1	18.8	18.9	17.2	14.2	14.2	15.0
85	2.98	3.18	3.20	3.63	3.74	3.46	2.51	3.30	3.69	3.37	3.23	3.15
90	0.00	0.00	0.00	0.00	0.00	0.00	0.00	0.00	0.00	0.00	0.00	0.00
95	0.00	0.00	0.00	0.00	0.00	0.00	0.00	0.00	0.00	0.00	0.00	0.00
100	0.00	0.00	0.00	0.00	0.00	0.00	0.00	0.00	0.00	0.00	0.00	0.00
105	0.00	0.00	0.00	0.00	0.00	0.00	0.00	0.00	0.00	0.00	0.00	0.00
110	0.00	0.00	0.00	0.00	0.00	0.00	0.00	0.00	0.00	0.00	0.00	0.00
115	0.00	0.00	0.00	0.00	0.00	0.00	0.00	0.00	0.00	0.00	0.00	0.00
120	0.20	0.06	0.00	0.00	0.00	0.00	0.00	0.00	0.00	0.01	0.03	0.00
125	0.90	0.74	0.61	0.52	0.51	0.63	0.42	0.49	0.59	0.69	0.72	0.64
130	1.58	1.38	1.27	1.21	1.16	1.27	1.07	1.16	1.23	1.38	1.35	1.28
135	2.22	2.04	1.94	1.85	1.82	1.93	1.71	1.79	1.90	2.02	1.97	1.93
140	2.84	2.64	2.56	2.50	2.46	2.54	2.33	2.41	2.49	2.62	2.60	2.51
145	3.39	3.21	3.10	3.09	3.05	3.12	2.88	2.96	3.01	3.17	3.13	3.08
150	3.88	3.71	3.63	3.60	3.56	3.63	3.40	3.47	3.55	3.69	3.61	3.56
155	4.27	4.14	4.10	4.08	4.02	4.08	3.87	3.94	4.03	4.16	4.08	3.99
160	4.63	4.53	4.50	4.50	4.40	4.46	4.32	4.39	4.44	4.59	4.51	4.40
165	4.94	4.82	4.83	4.81	4.78	4.81	4.73	4.78	4.81	4.94	4.89	4.81
170	5.18	5.11	5.14	5.11	5.07	5.13	5.06	5.13	5.13	5.21	5.19	5.11
175	5.37	5.37	5.38	5.33	5.34	5.38	5.31	5.37	5.31	5.34	5.38	5.34
180	5.48	5.50	5.49	5.50	5.50	5.49	5.46	5.48	5.50	5.49	5.50	5.49

C Range: 0 - 360DEG
C Interval: 30.0DEG
Test Speed: HIGH
Temperature:25.3DEG
Operators:
Test Date:24 September 2026

γ Range: 0 - 180DEG
γ Interval: 1.0DEG
Test System:EVERFINE GO-2000A_V1 SYSTEM V2.0.295
Humidity:65.0%
Test Distance:14.200m [K=1.0000]
Remarks: