LUMINAIRE PHOTOMETRIC TEST REPORT

Test:U:120.7V I:0.2286A P:27.40W PF:0.9932 Lamp Flux:3020.02x1 lm		
NAME:	TYPE:	WEIGHT:
SPEC.:	DIM.:	SERIAL No.:
MFR.:	SUR.:	Shielding Angle:

DATA OF LAMP		PHOTOMETRIC DATA		Eff: 110.22 lm/W	
MODEL:	PT-CDL-S38-DD-5C3P-4-30w-5000k	Imax(cd)	1186	S/MH(C0/180)	1.24
NOMINAL POWER(W)	30	LOR(%)	100.0	S/MH(C90/270)	1.22
RATED VOLTAGE(V)	120	TOTAL FLUX(lm)	3020.0	η UP,DN(C0-180)	0.1,50.7
NOMINAL FLUX(lm)	3020.02	CIE CLASS	DIRECT	η UP,DN(C180-360)	0.1,49.1
LAMPS INSIDE	1	η up(%)	0.2	CIBSE SHR NOM	1.25
TEST VOLTAGE(V)	120	η down(%)	99.8	CIBSE SHR MAX	1.35

LUMINOUS INTENSITY DISTRIBUTION DIAGRAM

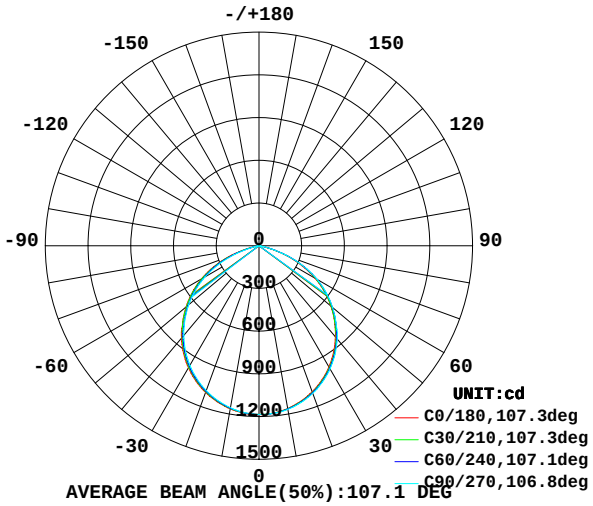

AVERAGE BEAM ANGLE(50%):107.1 DEG

C0 PLANE ISOLUX DIAGRAM (UNIT:lx)

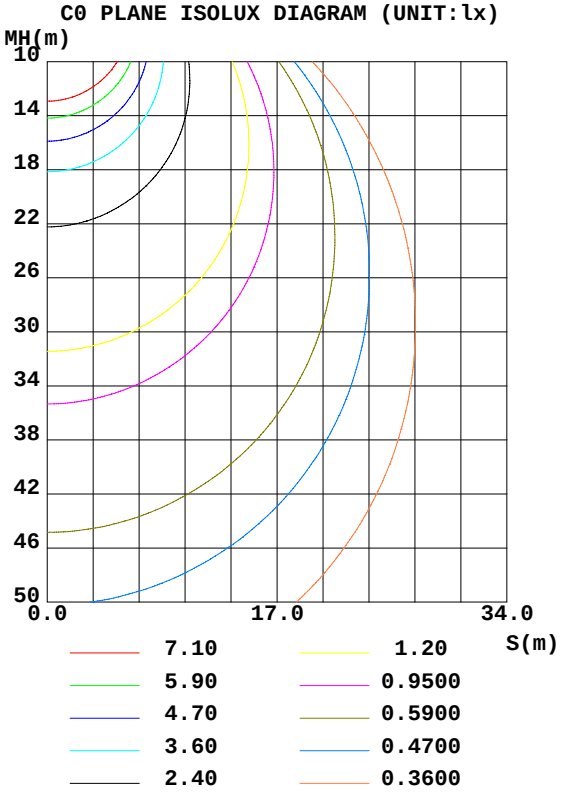

C Range: 0 - 360DEG
C Interval: 30.0DEG
Test Speed: HIGH
Temperature:25.3DEG
Operators:
Test Date:24 September 2026

γ Range: 0 - 180DEG
γ Interval: 1.0DEG
Test System:EVERFINE GO-2000A_V1 SYSTEM V2.0.295
Humidity:65.0%
Test Distance:14.200m [K=1.0000]
Remarks:

ZONAL FLUX DIAGRAM

ZONAL FLUX DIAGRAM:

γ	C0	C45	C90	C135	C180	C225	C270	C315	γ	Φ zone	Φ total	%lum,lamp
10	1161	1164	1166	1166	1163	1159	1155	1156	0- 10	112.0	112.0	3.71,3.71
20	1092	1098	1104	1103	1096	1090	1083	1083	10- 20	319.5	431.4	14.3,14.3
30	982.6	990.4	997.8	999.3	990.9	981.5	970.7	970.6	20- 30	481.1	912.6	30.2,30.2
40	835.4	845.5	854.9	857.6	847.6	835.6	821.3	821.9	30- 40	573.3	1486	49.2,49.2
50	659.6	667.6	675.1	682.4	668.0	657.4	643.8	641.5	40- 50	580.7	2067	68.4,68.4
60	454.0	464.1	469.7	481.7	467.6	455.0	437.8	435.8	50- 60	503.1	2570	85.1,85.1
70	208.7	220.7	221.8	238.6	226.4	211.2	186.9	191.3	60- 70	335.7	2905	96.2,96.2
80	15.25	18.51	21.30	24.57	20.18	17.26	12.98	13.04	70- 80	102.5	3008	99.6,99.6
90	0	0	0	0	0	0	0	0	80- 90	5.061	3013	99.8,99.8
100	0	0	0	0	0	0	0	0	90-100	0	3013	99.8,99.8
110	0	0	0	0	0	0	0	0	100-110	0	3013	99.8,99.8
120	0.1055	0.0006	0	0	0	0	0	0.0005	110-120	0.0004	3013	99.8,99.8
130	1.446	1.198	1.046	1.050	0.8843	1.058	1.257	1.225	120-130	0.4513	3013	99.8,99.8
140	2.676	2.417	2.317	2.302	2.130	2.282	2.488	2.424	130-140	1.353	3015	99.8,99.8
150	3.667	3.460	3.401	3.373	3.201	3.306	3.507	3.426	140-150	1.811	3016	99.9,99.9
160	4.404	4.284	4.244	4.223	4.110	4.191	4.363	4.283	150-160	1.768	3018	99.9,99.9
170	4.953	4.893	4.846	4.859	4.819	4.879	4.966	4.926	160-170	1.292	3020	100,100
180	5.221	5.261	5.247	5.274	5.221	5.254	5.261	5.268	170-180	0.4817	3020	100,100
DEG	LUMINOUS INTENSITY:cd									UNIT:lm		

C Range: 0 - 360DEG
C Interval: 30.0DEG
Test Speed: HIGH
Temperature:25.3DEG
Operators:
Test Date:24 September 2026

γ Range: 0 - 180DEG
γ Interval: 1.0DEG
Test System:EVERFINE GO-2000A_V1 SYSTEM V2.0.295
Humidity:65.0%
Test Distance:14.200m [K=1.0000]
Remarks:

CU AND LUMINAIRE BUDGETARY ESTIMATE DIAGRAM

Test:U:120.7V I:0.2286A P:27.40W PF:0.9932 Lamp Flux:3020.02x1 lm		
NAME:	TYPE:	WEIGHT:
SPEC.:	DIM.:	SERIAL No.:
MFR.:	SUR.:	Shielding Angle:

ρcc	80%			70%			50%			30%			10%			0
ρw	50%	30%	10%	50%	30%	10%	50%	30%	10%	50%	30%	10%	50%	30%	10%	0
ρfc	20%			20%			20%			20%			20%			0
RCR	RCR:Room Cavity Ratio			Coefficients of Utilization(CU)												
0.0	1.19	1.19	1.19	1.16	1.16	1.16	1.11	1.11	1.11	1.06	1.06	1.06	1.02	1.02	1.02	.00
1.0	1.06	1.02	.99	1.04	1.00	.97	.99	.97	.94	.95	.93	.91	.92	.90	.88	.86
2.0	.93	.87	.82	.91	.86	.81	.88	.83	.79	.85	.81	.77	.82	.78	.75	.73
3.0	.82	.75	.69	.81	.74	.68	.78	.72	.67	.75	.70	.66	.73	.68	.65	.62
4.0	.73	.65	.59	.72	.64	.58	.69	.63	.57	.67	.61	.57	.65	.60	.56	.54
5.0	.66	.57	.51	.65	.56	.50	.62	.55	.50	.60	.54	.49	.59	.53	.49	.47
6.0	.59	.51	.44	.58	.50	.44	.56	.49	.44	.55	.48	.43	.53	.47	.43	.41
7.0	.54	.45	.39	.53	.45	.39	.51	.44	.39	.50	.43	.39	.49	.43	.38	.36
8.0	.49	.41	.35	.48	.40	.35	.47	.40	.35	.46	.39	.35	.45	.39	.34	.32
9.0	.45	.37	.32	.44	.37	.32	.43	.36	.31	.42	.36	.31	.41	.35	.31	.29
10.0	.42	.34	.29	.41	.34	.29	.40	.33	.28	.39	.33	.28	.38	.32	.28	.27

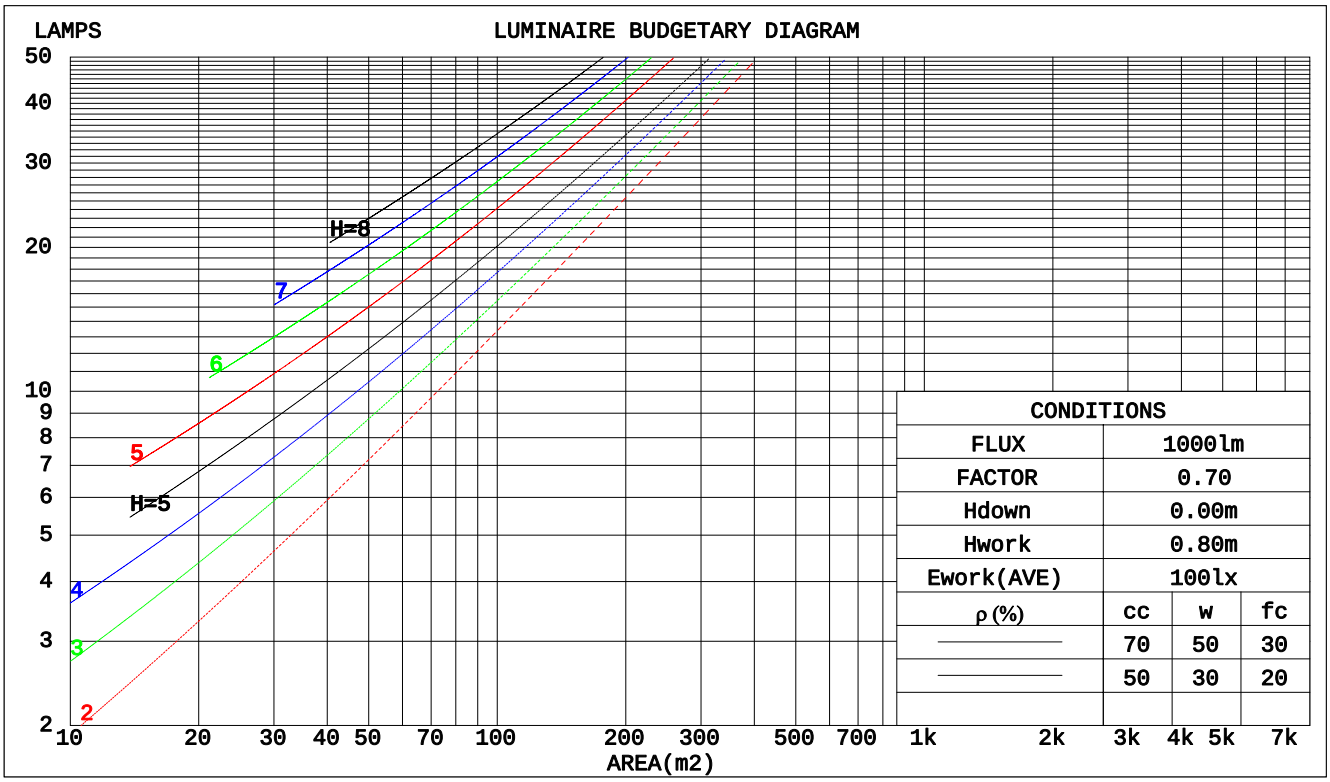

C Range: 0 - 360DEG
C Interval: 30.0DEG
Test Speed: HIGH
Temperature:25.3DEG
Operators:
Test Date:24 September 2026

γ Range: 0 - 180DEG
γ Interval: 1.0DEG
Test System:EVERFINE GO-2000A_V1 SYSTEM V2.0.295
Humidity:65.0%
Test Distance:14.200m [K=1.0000]
Remarks:

WEC AND CCEC

Test:U:120.7V I:0.2286A P:27.40W PF:0.9932 Lamp Flux:3020.02x1 lm		
NAME:	TYPE:	WEIGHT:
SPEC.:	DIM.:	SERIAL No.:
MFR.:	SUR.:	Shielding Angle:

ρcc	80%			70%			50%			30%			10%			0
ρw	50%	30%	10%	50%	30%	10%	50%	30%	10%	50%	30%	10%	50%	30%	10%	0
ρfc	20%			20%			20%			20%			20%			0
RCR	RCR:Room Cavity Ratio						Wall Exitance Coeffcients(WEC)									
0.0																
1.0	.270	.154	.049	.263	.150	.048	.250	.143	.046	.238	.137	.044	.227	.131	.042	
2.0	.264	.145	.044	.258	.142	.044	.246	.137	.043	.236	.132	.041	.226	.128	.040	
3.0	.250	.133	.040	.245	.131	.039	.234	.127	.039	.225	.123	.038	.216	.120	.037	
4.0	.234	.122	.036	.229	.120	.035	.220	.117	.035	.212	.114	.034	.204	.111	.034	
5.0	.219	.112	.032	.215	.110	.032	.207	.108	.032	.199	.105	.031	.192	.103	.031	
6.0	.205	.103	.029	.201	.101	.029	.194	.099	.029	.187	.097	.029	.181	.095	.028	
7.0	.192	.095	.027	.188	.094	.027	.182	.092	.026	.176	.090	.026	.170	.088	.026	
8.0	.180	.088	.025	.177	.087	.025	.171	.085	.024	.166	.084	.024	.160	.082	.024	
9.0	.169	.082	.023	.166	.081	.023	.161	.080	.023	.156	.078	.022	.152	.077	.022	
10.0	.159	.076	.021	.157	.076	.021	.152	.075	.021	.148	.073	.021	.144	.072	.021	

ρcc	80%			70%			50%			30%			10%			0
ρw	50%	30%	10%	50%	30%	10%	50%	30%	10%	50%	30%	10%	50%	30%	10%	0
ρfc	20%			20%			20%			20%			20%			0
RCR	RCR:Room Cavity Ratio						Ceiling Cavity Exitance Coefficients(CCEC)									
0.0	.192	.192	.192	.164	.164	.164	.112	.112	.112	.064	.064	.064	.021	.021	.021	
1.0	.179	.158	.139	.153	.136	.120	.105	.093	.083	.060	.054	.048	.019	.017	.016	
2.0	.170	.134	.103	.146	.115	.089	.100	.080	.062	.058	.046	.036	.019	.015	.012	
3.0	.162	.116	.079	.139	.100	.068	.096	.070	.048	.055	.041	.028	.018	.013	.009	
4.0	.155	.103	.062	.133	.089	.054	.091	.062	.038	.053	.036	.023	.017	.012	.007	
5.0	.148	.092	.051	.127	.080	.044	.087	.056	.031	.051	.033	.018	.016	.011	.006	
6.0	.141	.084	.042	.121	.072	.037	.084	.051	.026	.049	.030	.015	.016	.010	.005	
7.0	.135	.077	.036	.116	.066	.031	.080	.047	.022	.046	.027	.013	.015	.009	.004	
8.0	.128	.071	.031	.111	.061	.027	.076	.043	.019	.044	.025	.012	.014	.008	.004	
9.0	.123	.066	.028	.106	.057	.024	.073	.040	.017	.043	.024	.010	.014	.008	.003	
10.0	.117	.062	.025	.101	.054	.022	.070	.038	.015	.041	.022	.009	.013	.007	.003	

C Range: 0 - 360DEG
C Interval: 30.0DEG
Test Speed: HIGH
Temperature:25.3DEG
Operators:
Test Date:24 September 2026

γ Range: 0 - 180DEG
γ Interval: 1.0DEG
Test System:EVERFINE GO-2000A_V1 SYSTEM V2.0.295
Humidity:65.0%
Test Distance:14.200m [K=1.0000]
Remarks:

UGR(Unified Glare Rating) Table

Test:U:120.7V I:0.2286A P:27.40W PF:0.9932 Lamp Flux:3020.02x1 lm		
NAME:	TYPE:	WEIGHT:
SPEC.:	DIM.:	SERIAL No.:
MFR.:	SUR.:	Shielding Angle:

ceiling/cavity	0.7	0.7	0.5	0.5	0.3	0.7	0.7	0.5	0.5	0.3
walls	0.5	0.3	0.5	0.3	0.3	0.5	0.3	0.5	0.3	0.3
working plane	0.2	0.2	0.2	0.2	0.2	0.2	0.2	0.2	0.2	0.2
Room dimensions	Viewed crosswise					Viewed endwise				
x = 2H y = 2H	32.0	33.5	32.3	33.7	33.9	32.2	33.6	32.4	33.8	34.0
3H	33.0	34.3	33.3	34.5	34.8	33.2	34.5	33.5	34.7	35.0
4H	33.1	34.3	33.4	34.6	34.9	33.3	34.6	33.6	34.8	35.1
6H	33.0	34.2	33.3	34.5	34.7	33.2	34.4	33.6	34.7	35.0
8H	33.0	34.1	33.3	34.4	34.7	33.2	34.3	33.5	34.6	34.9
12H	32.9	34.0	33.3	34.3	34.6	33.1	34.2	33.5	34.5	34.8
4H 2H	32.5	33.8	32.8	34.0	34.3	32.6	33.9	32.9	34.1	34.4
3H	33.6	34.7	33.9	35.0	35.3	33.7	34.8	34.1	35.1	35.4
4H	33.7	34.7	34.1	35.0	35.4	33.9	34.9	34.3	35.2	35.6
6H	33.7	34.6	34.1	34.9	35.3	33.9	34.8	34.3	35.1	35.5
8H	33.6	34.4	34.1	34.8	35.2	33.8	34.6	34.3	35.0	35.4
12H	33.6	34.3	34.0	34.7	35.1	33.8	34.5	34.2	34.9	35.3
8H 4H	33.7	34.5	34.2	34.9	35.3	33.9	34.7	34.3	35.1	35.5
6H	33.7	34.4	34.1	34.8	35.2	33.9	34.6	34.3	35.0	35.4
8H	33.7	34.3	34.1	34.7	35.1	33.9	34.4	34.3	34.9	35.3
12H	33.6	34.1	34.1	34.6	35.1	33.8	34.3	34.3	34.8	35.3
12H 4H	33.7	34.4	34.1	34.8	35.2	33.9	34.6	34.3	35.0	35.4
6H	33.7	34.2	34.1	34.7	35.1	33.9	34.4	34.3	34.9	35.3
8H	33.6	34.1	34.1	34.6	35.1	33.8	34.3	34.3	34.8	35.3

Variations with the observer position at spacings:		
S = 1.0H	+ 0.3 / - 0.4	+ 0.3 / - 0.4
1.5H	+ 0.3 / - 0.5	+ 0.3 / - 0.5
2.0H	+ 0.5 / - 0.5	+ 0.5 / - 0.6

CIE Pub.117 Corrected 3020 lm Total Lamp Luminous Flux.(8log(F/F0) = 3.8)

C Range: 0 - 360DEG
C Interval: 30.0DEG
Test Speed: HIGH
Temperature:25.3DEG
Operators:
Test Date:24 September 2026

γ Range: 0 - 180DEG
γ Interval: 1.0DEG
Test System:EVERFINE GO-2000A_V1 SYSTEM V2.0.295
Humidity:65.0%
Test Distance:14.200m [K=1.0000]
Remarks:

UTILIZATION FACTORS TABLE

Test:U:120.7V I:0.2286A P:27.40W PF:0.9932 Lamp Flux:3020.02x1 lm		
NAME:	TYPE:	WEIGHT:
SPEC.:	DIM.:	SERIAL No.:
MFR.:	SUR.:	Shielding Angle:

REFLECTANCE										
Ceiling	0.8	0.8	0.8	0.7	0.7	0.7	0.5	0.5	0.5	0
Walls	0.7	0.5	0.3	0.7	0.5	0.3	0.7	0.5	0.3	0
Working plane	0.2	0.2	0.2	0.2	0.2	0.2	0.2	0.2	0.2	0
ROOM INDEX	UTILIZATION FACTORS(PERCENT) k(RI) x RCR = 5									
k = 0.60	60	49	42	59	48	42	58	48	42	35
0.80	70	59	52	69	59	52	67	58	52	45
1.00	79	68	62	78	68	61	76	69	61	54
1.25	86	76	70	85	76	69	82	74	68	62
1.50	91	82	75	89	81	75	86	79	74	67
2.00	98	90	84	96	89	83	92	86	82	74
2.50	101	94	89	99	93	88	95	90	86	78
3.00	104	98	93	102	97	92	98	94	90	82
4.00	108	103	99	106	101	97	102	98	95	86
5.00	110	106	102	108	104	101	103	100	98	89
ROOM INDEX	UF(total)									Direct
According to DIN EN 13032-2 2004				Suspended					SHRNOM = 1.25	

C Range: 0 - 360DEG
C Interval: 30.0DEG
Test Speed: HIGH
Temperature:25.3DEG
Operators:
Test Date:24 September 2026

γ Range: 0 - 180DEG
γ Interval: 1.0DEG
Test System:EVERFINE GO-2000A_V1 SYSTEM V2.0.295
Humidity:65.0%
Test Distance:14.200m [K=1.0000]
Remarks:

ISOCANDELA DIAGRAM

Test:U:120.7V I:0.2286A P:27.40W PF:0.9932 Lamp Flux:3020.02x1 lm		
NAME:	TYPE:	WEIGHT:
SPEC.:	DIM.:	SERIAL No.:
MFR.:	SUR.:	Shielding Angle:

Conical surface Flux(90deg):
1780.7 lm
%lum = 59.0%
%lamp = 59.0%

Conical surface Flux(120deg):
2569.7 lm
%lum = 85.1%
%lamp = 85.1%

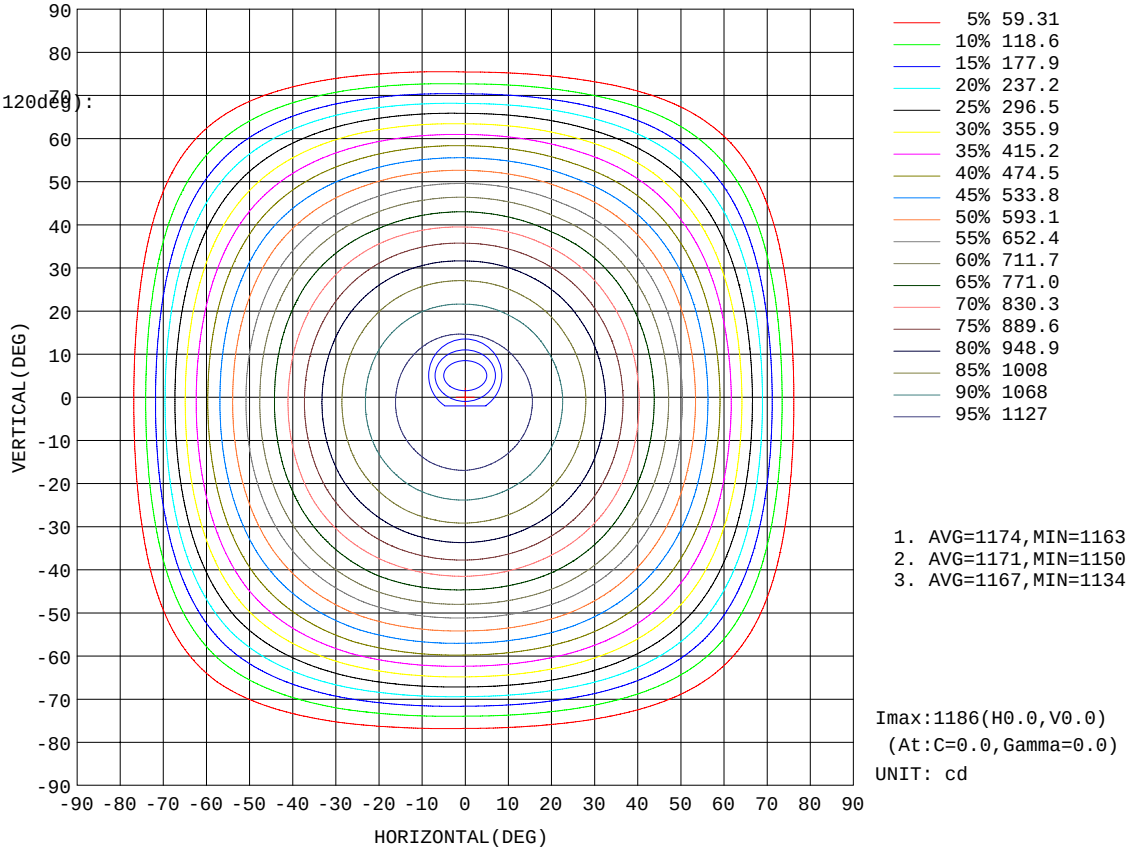

1. AVG=1174,MIN=1163
2. AVG=1171,MIN=1150
3. AVG=1167,MIN=1134

Imax:1186(H0.0,V0.0)
(At:C=0.0,Gamma=0.0)
UNIT: cd

C Range: 0 - 360DEG
C Interval: 30.0DEG
Test Speed: HIGH
Temperature:25.3DEG
Operators:
Test Date:24 September 2026

γ Range: 0 - 180DEG
γ Interval: 1.0DEG
Test System:EVERFINE GO-2000A_V1 SYSTEM V2.0.295
Humidity:65.0%
Test Distance:14.200m [K=1.0000]
Remarks:

AAI Figure

Test:U:120.7V I:0.2286A P:27.40W PF:0.9932 Lamp Flux:3020.02x1 lm		
NAME:	TYPE:	WEIGHT:
SPEC.:	DIM.:	SERIAL No.:
MFR.:	SUR.:	Shielding Angle:

Flux out:2282 lm

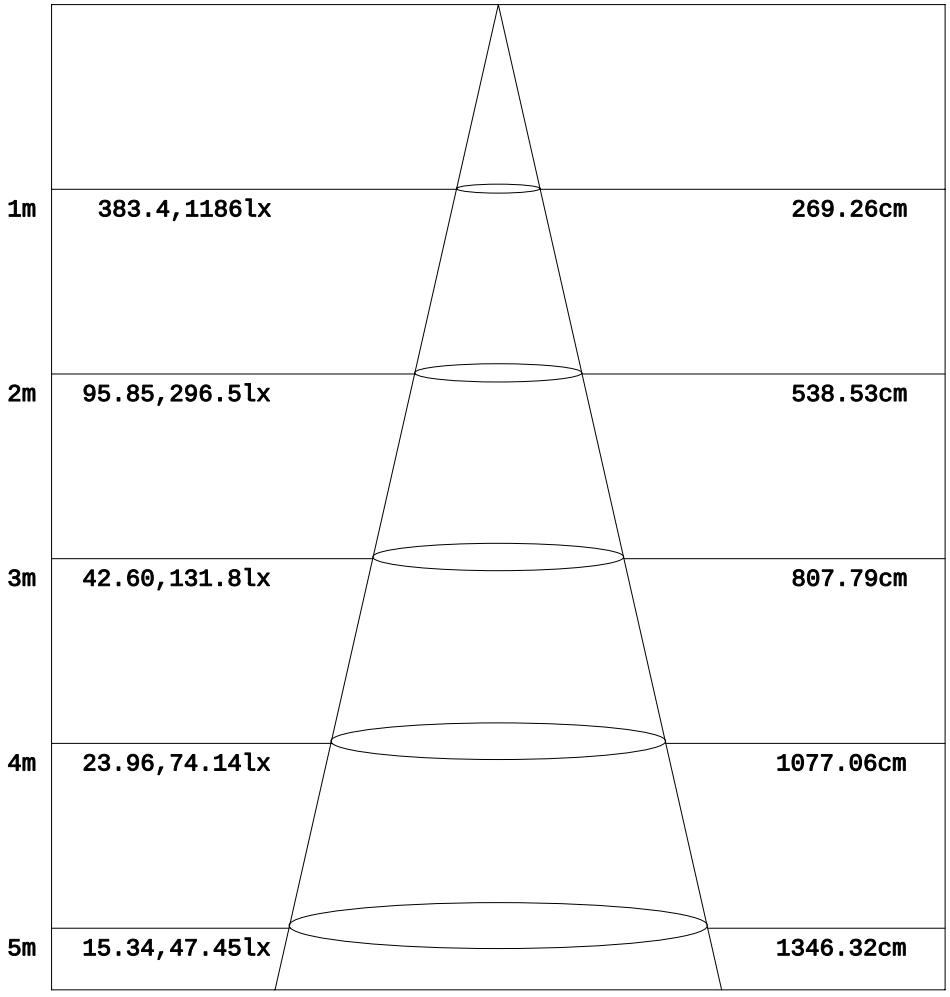

Note:The Curves indicate the illuminated area and the average illumination when the luminaire is at different distance.

C Range: 0 - 360DEG
C Interval: 30.0DEG
Test Speed: HIGH
Temperature:25.3DEG
Operators:
Test Date:24 September 2026

γ Range: 0 - 180DEG
γ Interval: 1.0DEG
Test System:EVERFINE GO-2000A_V1 SYSTEM V2.0.295
Humidity:65.0%
Test Distance:14.200m [K=1.0000]
Remarks:

ISOLUX DIAGRAM

Test:U:120.7V I:0.2286A P:27.40W PF:0.9932 Lamp Flux:3020.02x1 lm		
NAME:	TYPE:	WEIGHT:
SPEC.:	DIM.:	SERIAL No.:
MFR.:	SUR.:	Shielding Angle:

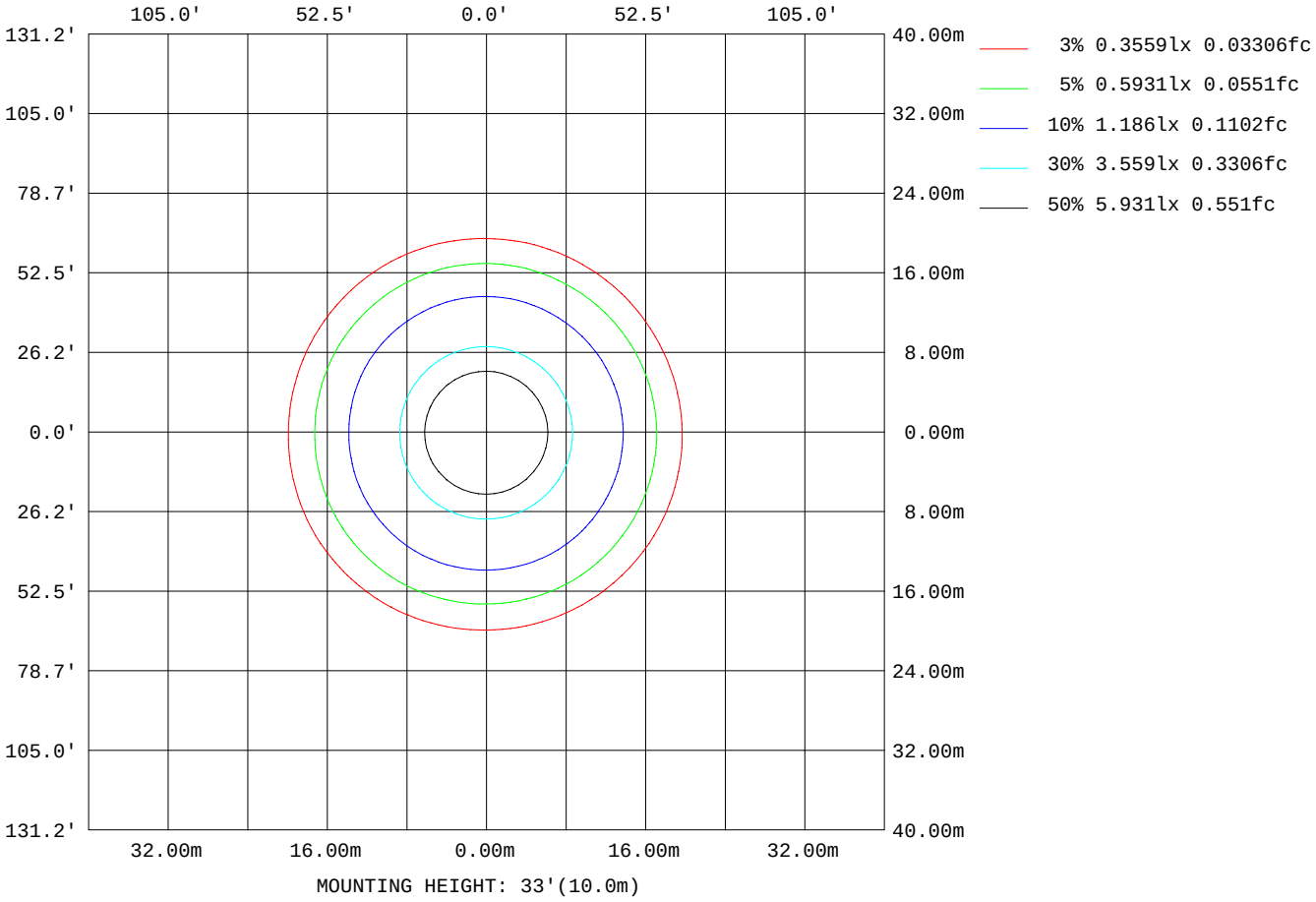

C Range: 0 - 360DEG
C Interval: 30.0DEG
Test Speed: HIGH
Temperature:25.3DEG
Operators:
Test Date:24 September 2026

γ Range: 0 - 180DEG
γ Interval: 1.0DEG
Test System:EVERFINE GO-2000A_V1 SYSTEM V2.0.295
Humidity:65.0%
Test Distance:14.200m [K=1.0000]
Remarks:

LED Avg.L Report

Test:U:120.7V I:0.2286A P:27.40W PF:0.9932 Lamp Flux:3020.02x1 lm		
NAME:	TYPE:	WEIGHT:
SPEC.:	DIM.:	SERIAL No.:
MFR.:	SUR.:	Shielding Angle:

AvgL	cd/m2
L_0~180(65)av	203892
L_0~180(75)av	86662
L_0~180(85)av	7435
L_90~270(65)av	197784
L_90~270(75)av	77733
L_90~270(85)av	9557
L_45(65)av	202999
L_45(75)av	86240
L_45(85)av	9215

Standard: GB/T 29293-2012

C Range: 0 - 360DEG
C Interval: 30.0DEG
Test Speed: HIGH
Temperature:25.3DEG
Operators:
Test Date:24 September 2026

γ Range: 0 - 180DEG
γ Interval: 1.0DEG
Test System:EVERFINE GO-2000A_V1 SYSTEM V2.0.295
Humidity:65.0%
Test Distance:14.200m [K=1.0000]
Remarks:

Planar Illuminance Curve

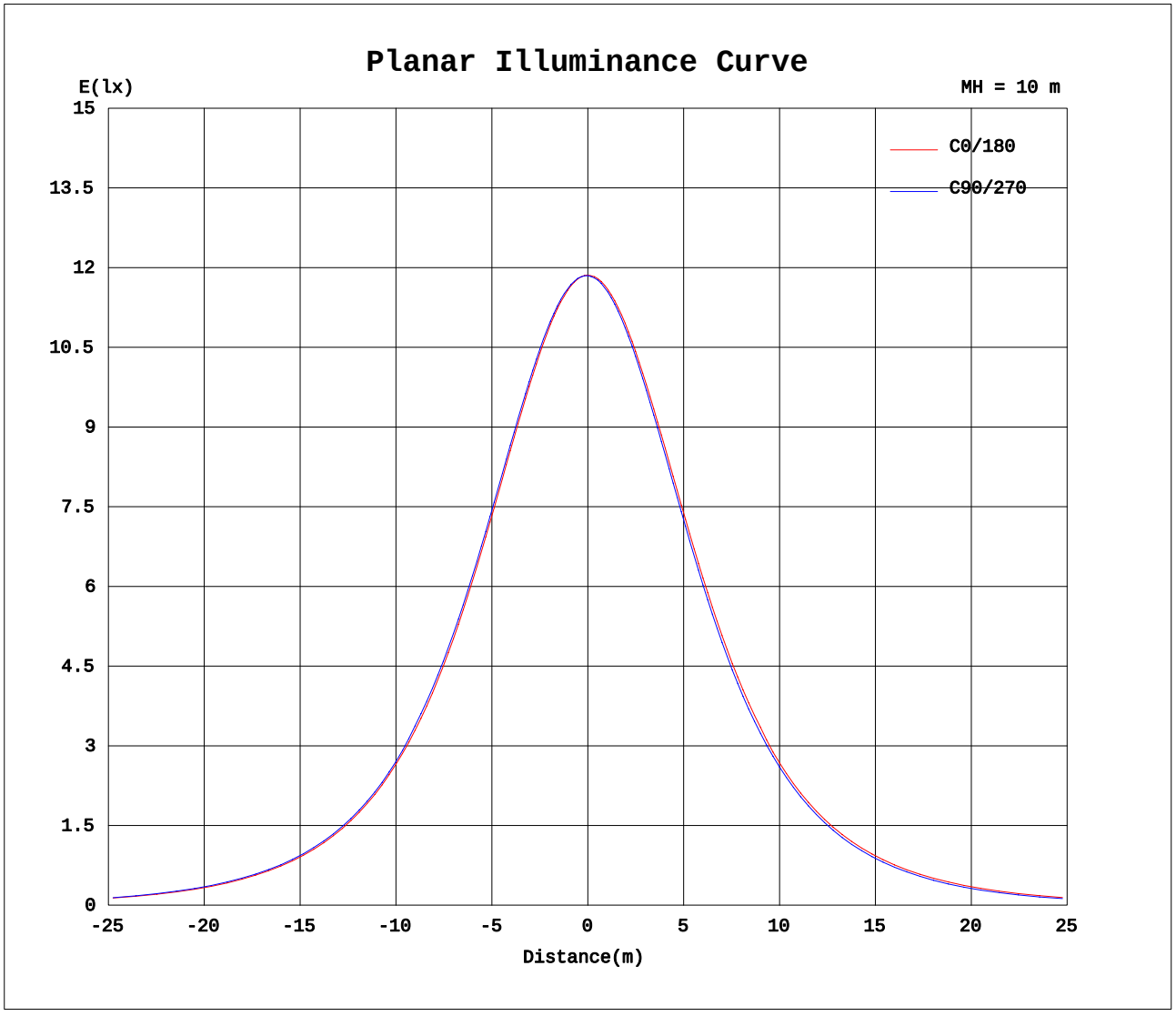

C Range: 0 - 360DEG
C Interval: 30.0DEG
Test Speed: HIGH
Temperature:25.3DEG
Operators:
Test Date:24 September 2026

γ Range: 0 - 180DEG
γ Interval: 1.0DEG
Test System:EVERFINE GO-2000A_V1 SYSTEM V2.0.295
Humidity:65.0%
Test Distance:14.200m [K=1.0000]
Remarks:

LUMINOUS DISTRIBUTION INTENSITY DATA

Test:U:120.7V I:0.2286A P:27.40W PF:0.9932 Lamp Flux:3020.02x1 lm		
NAME:	TYPE:	WEIGHT:
SPEC.:	DIM.:	SERIAL No.:
MFR.:	SUR.:	Shielding Angle:

Table--1 UNIT: cd

γ (DEG) \ C(DEG)	0	30	60	90	120	150	180	210	240	270	300	330
0	1186	1185	1185	1185	1185	1185	1186	1185	1185	1185	1185	1185
5	1180	1180	1181	1182	1182	1181	1180	1179	1178	1176	1176	1176
10	1161	1163	1165	1166	1167	1165	1163	1160	1158	1155	1155	1156
15	1131	1134	1137	1141	1140	1139	1135	1131	1128	1124	1123	1125
20	1092	1096	1099	1104	1104	1102	1096	1092	1088	1083	1082	1084
25	1042	1047	1052	1056	1058	1055	1049	1043	1038	1031	1030	1033
30	983	988	993	998	1001	998	991	985	978	971	969	973
35	913	920	925	931	934	932	923	916	909	900	898	903
40	835	843	848	855	858	857	848	839	832	821	820	824
45	751	753	764	765	776	768	758	755	741	736	728	739
50	660	662	673	675	685	680	668	665	650	644	636	647
55	560	565	575	577	588	584	572	568	553	545	537	547
60	454	459	469	470	483	480	468	463	447	438	431	441
65	336	346	350	352	364	368	354	345	333	317	316	322
70	209	219	222	222	236	241	226	217	205	187	188	195
75	82.8	90.9	94.5	94.5	106	109	96.7	89.8	80.5	66.4	67.2	72.1
80	15.3	17.6	19.4	21.3	24.3	24.8	20.2	18.5	16.0	13.0	12.7	13.4
85	2.44	2.89	3.18	3.76	3.96	3.71	2.75	3.17	3.33	2.90	2.65	2.59
90	0.00	0.00	0.00	0.00	0.00	0.00	0.00	0.00	0.00	0.00	0.00	0.00
95	0.00	0.00	0.00	0.00	0.00	0.00	0.00	0.00	0.00	0.00	0.00	0.00
100	0.00	0.00	0.00	0.00	0.00	0.00	0.00	0.00	0.00	0.00	0.00	0.00
105	0.00	0.00	0.00	0.00	0.00	0.00	0.00	0.00	0.00	0.00	0.00	0.00
110	0.00	0.00	0.00	0.00	0.00	0.00	0.00	0.00	0.00	0.00	0.00	0.00
115	0.00	0.00	0.00	0.00	0.00	0.00	0.00	0.00	0.00	0.00	0.00	0.00
120	0.11	0.00	0.00	0.00	0.00	0.00	0.00	0.00	0.00	0.00	0.00	0.00
125	0.80	0.63	0.48	0.38	0.35	0.47	0.26	0.37	0.48	0.62	0.63	0.55
130	1.45	1.27	1.12	1.05	0.99	1.11	0.88	0.99	1.13	1.26	1.27	1.18
135	2.07	1.90	1.74	1.69	1.62	1.75	1.51	1.62	1.77	1.90	1.87	1.81
140	2.68	2.49	2.34	2.32	2.25	2.36	2.13	2.23	2.33	2.49	2.45	2.40
145	3.20	3.01	2.89	2.88	2.81	2.89	2.69	2.76	2.87	3.02	2.99	2.92
150	3.67	3.51	3.41	3.40	3.33	3.41	3.20	3.25	3.36	3.51	3.48	3.37
155	4.10	3.91	3.87	3.84	3.77	3.86	3.68	3.72	3.83	3.96	3.91	3.80
160	4.40	4.30	4.27	4.24	4.19	4.26	4.11	4.16	4.22	4.36	4.34	4.23
165	4.71	4.61	4.59	4.58	4.52	4.58	4.49	4.55	4.59	4.71	4.66	4.60
170	4.95	4.90	4.89	4.85	4.83	4.89	4.82	4.86	4.90	4.97	4.98	4.87
175	5.13	5.11	5.17	5.10	5.11	5.13	5.06	5.11	5.11	5.11	5.15	5.11
180	5.22	5.26	5.26	5.25	5.26	5.29	5.22	5.26	5.25	5.26	5.27	5.26

C Range: 0 - 360DEG
C Interval: 30.0DEG
Test Speed: HIGH
Temperature:25.3DEG
Operators:
Test Date:24 September 2026

γ Range: 0 - 180DEG
γ Interval: 1.0DEG
Test System:EVERFINE GO-2000A_V1 SYSTEM V2.0.295
Humidity:65.0%
Test Distance:14.200m [K=1.0000]
Remarks: