LUMINAIRE PHOTOMETRIC TEST REPORT

Test:U:120.7V I:0.2977A P:35.67W PF:0.9931 Lamp Flux:3305.2x1 lm		
NAME:	TYPE:	WEIGHT:
SPEC.:	DIM.:	SERIAL No.:
MFR.:	SUR.:	Shielding Angle:

DATA OF LAMP		PHOTOMETRIC DATA			Eff: 92.65 lm/W
MODEL:	PT-CDL-S-38-DD-5C3P-4-38w-2700k	Imax(cd)	1307	S/MH(C0/180)	1.24
NOMINAL POWER(W)	38	LOR(%)	100.0	S/MH(C90/270)	1.22
RATED VOLTAGE(V)	120	TOTAL FLUX(lm)	3305.2	η UP,DN(C0-180)	0.1,50.6
NOMINAL FLUX(lm)	3305.2	CIE CLASS	DIRECT	η UP,DN(C180-360)	0.1,49.1
LAMPS INSIDE	1	η up(%)	0.3	CIBSE SHR NOM	1.25
TEST VOLTAGE(V)	120	η down(%)	99.7	CIBSE SHR MAX	1.35

LUMINOUS INTENSITY DISTRIBUTION DIAGRAM

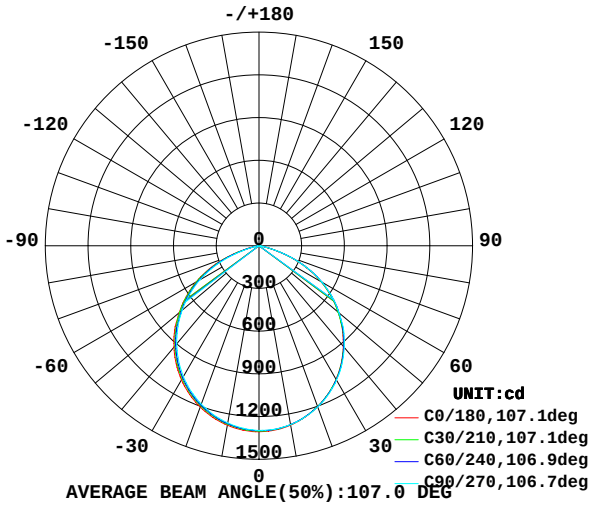

AVERAGE BEAM ANGLE(50%):107.0 DEG

C0 PLANE ISOLUX DIAGRAM (UNIT:lx)

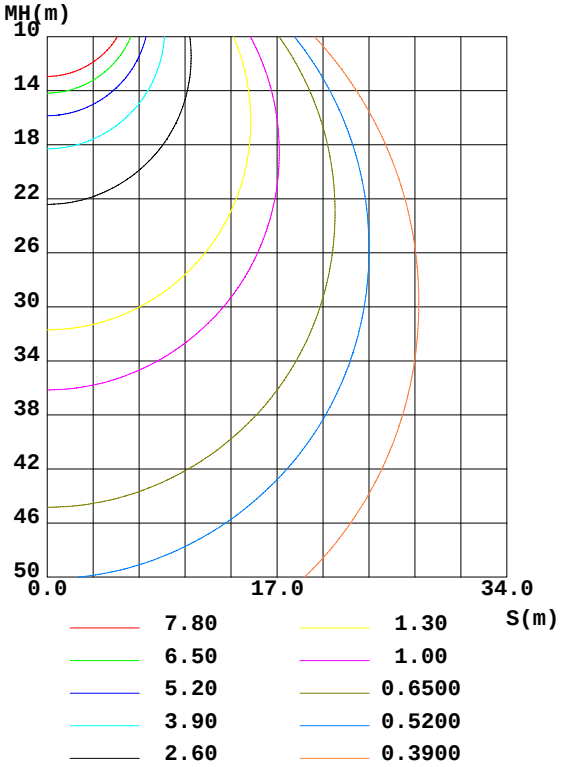

C Range: 0 - 360DEG
C Interval: 30.0DEG
Test Speed: HIGH
Temperature:25.3DEG
Operators:
Test Date:24 September 2026

γ Range: 0 - 180DEG
γ Interval: 1.0DEG
Test System:EVERFINE GO-2000A_V1 SYSTEM V2.0.295
Humidity:65.0%
Test Distance:14.200m [K=1.0000]
Remarks:

ZONAL FLUX DIAGRAM

ZONAL FLUX DIAGRAM:

γ	C0	C45	C90	C135	C180	C225	C270	C315	γ	Φ zone	Φ total	%lum,lamp
10	1279	1276	1275	1273	1280	1270	1264	1262	0- 10	122.7	122.7	3.71,3.71
20	1203	1202	1205	1204	1205	1194	1184	1183	10- 20	349.8	472.4	14.3,14.3
30	1083	1086	1090	1090	1088	1075	1062	1059	20- 30	526.6	999.0	30.2,30.2
40	921.2	925.7	932.3	934.7	929.6	913.9	898.5	896.2	30- 40	627.1	1626	49.2,49.2
50	727.7	730.3	734.7	742.6	731.5	718.9	704.2	699.3	40- 50	635.8	2262	68.4,68.4
60	502.2	507.2	510.3	523.8	510.4	497.6	479.3	475.4	50- 60	549.6	2812	85.1,85.1
70	233.2	240.8	238.5	258.4	244.0	230.7	205.7	208.6	60- 70	366.8	3178	96.2,96.2
80	18.02	20.48	22.84	26.86	21.36	19.33	14.93	14.69	70- 80	111.6	3290	99.5,99.5
90	0	0	0	0	0	0	0	0	80- 90	5.856	3296	99.7,99.7
100	0	0	0	0	0	0	0	0	90-100	0	3296	99.7,99.7
110	0	0	0	0	0	0	0	0	100-110	0	3296	99.7,99.7
120	0.5996	0.3606	0.1754	0.1818	0.0953	0.2141	0.3867	0.3546	110-120	0.0344	3296	99.7,99.7
130	2.074	1.787	1.647	1.627	1.527	1.659	1.834	1.793	120-130	0.9059	3297	99.7,99.7
140	3.453	3.146	3.012	2.998	2.905	2.999	3.198	3.119	130-140	1.861	3299	99.8,99.8
150	4.576	4.296	4.244	4.169	4.083	4.143	4.297	4.217	140-150	2.298	3301	99.9,99.9
160	5.407	5.214	5.181	5.081	5.074	5.107	5.260	5.154	150-160	2.171	3303	99.9,99.9
170	5.997	5.876	5.824	5.803	5.877	5.870	5.930	5.883	160-170	1.560	3305	100,100
180	6.292	6.272	6.238	6.265	6.332	6.265	6.238	6.251	170-180	0.5764	3305	100,100
DEG	LUMINOUS INTENSITY:cd									UNIT:lm		

C Range: 0 - 360DEG
C Interval: 30.0DEG
Test Speed: HIGH
Temperature:25.3DEG
Operators:
Test Date:24 September 2026

γ Range: 0 - 180DEG
γ Interval: 1.0DEG
Test System:EVERFINE GO-2000A_V1 SYSTEM V2.0.295
Humidity:65.0%
Test Distance:14.200m [K=1.0000]
Remarks:

CU AND LUMINAIRE BUDGETARY ESTIMATE DIAGRAM

Test:U:120.7V I:0.2977A P:35.67W PF:0.9931 Lamp Flux:3305.2x1 lm		
NAME:	TYPE:	WEIGHT:
SPEC.:	DIM.:	SERIAL No.:
MFR.:	SUR.:	Shielding Angle:

ρcc	80%			70%			50%			30%			10%			0
ρw	50%	30%	10%	50%	30%	10%	50%	30%	10%	50%	30%	10%	50%	30%	10%	0
ρfc	20%			20%			20%			20%			20%			0
RCR	RCR:Room Cavity Ratio			Coefficients of Utilization(CU)												
0.0	1.19	1.19	1.19	1.16	1.16	1.16	1.11	1.11	1.11	1.06	1.06	1.06	1.02	1.02	1.02	.00
1.0	1.06	1.02	.99	1.04	1.00	.97	.99	.97	.94	.95	.93	.91	.92	.90	.88	.86
2.0	.93	.87	.82	.91	.86	.81	.88	.83	.79	.85	.81	.77	.82	.78	.75	.73
3.0	.82	.75	.69	.81	.74	.68	.78	.72	.67	.75	.70	.66	.73	.68	.65	.62
4.0	.73	.65	.59	.72	.64	.58	.69	.63	.57	.67	.61	.57	.65	.60	.56	.54
5.0	.66	.57	.51	.65	.56	.50	.62	.55	.50	.60	.54	.49	.59	.53	.49	.47
6.0	.59	.51	.44	.58	.50	.44	.56	.49	.44	.55	.48	.43	.53	.47	.43	.41
7.0	.54	.45	.39	.53	.45	.39	.51	.44	.39	.50	.43	.39	.49	.43	.38	.36
8.0	.49	.41	.35	.48	.40	.35	.47	.40	.35	.46	.39	.35	.45	.39	.34	.32
9.0	.45	.37	.32	.44	.37	.32	.43	.36	.31	.42	.36	.31	.41	.35	.31	.29
10.0	.42	.34	.29	.41	.34	.29	.40	.33	.28	.39	.33	.28	.38	.32	.28	.27

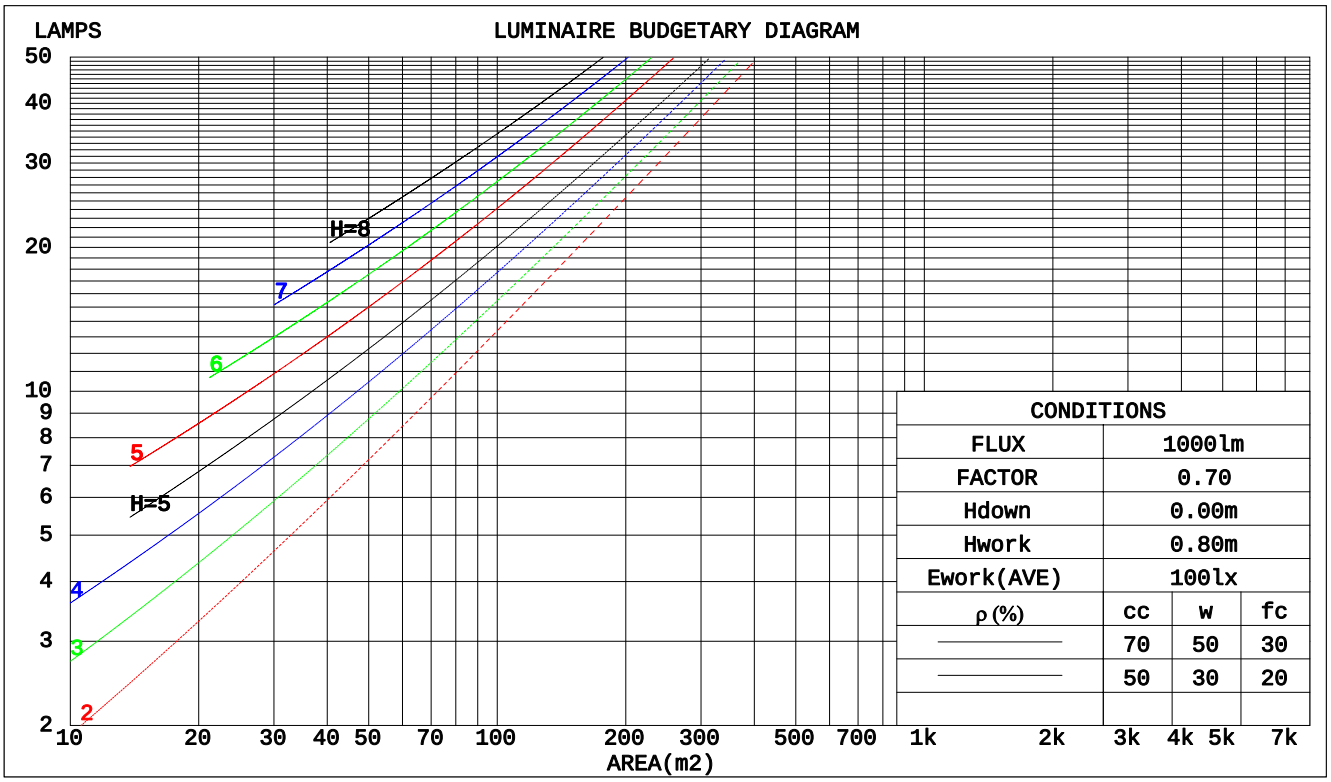

C Range: 0 - 360DEG
C Interval: 30.0DEG
Test Speed: HIGH
Temperature:25.3DEG
Operators:
Test Date:24 September 2026

γ Range: 0 - 180DEG
γ Interval: 1.0DEG
Test System:EVERFINE GO-2000A_V1 SYSTEM V2.0.295
Humidity:65.0%
Test Distance:14.200m [K=1.0000]
Remarks:

WEC AND CCEC

Test:U:120.7V I:0.2977A P:35.67W PF:0.9931 Lamp Flux:3305.2x1 lm		
NAME:	TYPE:	WEIGHT:
SPEC.:	DIM.:	SERIAL No.:
MFR.:	SUR.:	Shielding Angle:

ρcc	80%			70%			50%			30%			10%			0
ρw	50%	30%	10%	50%	30%	10%	50%	30%	10%	50%	30%	10%	50%	30%	10%	0
ρfc	20%			20%			20%			20%			20%			0
RCR	RCR:Room Cavity Ratio						Wall Exitance Coeffcients(WEC)									
0.0																
1.0	.270	.154	.049	.263	.150	.048	.250	.143	.046	.238	.137	.044	.227	.131	.042	
2.0	.264	.145	.044	.258	.142	.044	.246	.137	.043	.236	.132	.041	.226	.128	.040	
3.0	.250	.133	.040	.244	.131	.039	.234	.127	.039	.225	.123	.038	.216	.120	.037	
4.0	.234	.122	.036	.229	.120	.035	.220	.117	.035	.212	.114	.034	.204	.111	.034	
5.0	.219	.112	.032	.215	.110	.032	.206	.107	.032	.199	.105	.031	.192	.103	.031	
6.0	.205	.103	.029	.201	.101	.029	.194	.099	.029	.187	.097	.029	.180	.095	.028	
7.0	.192	.095	.027	.188	.094	.027	.182	.092	.026	.176	.090	.026	.170	.088	.026	
8.0	.180	.088	.025	.177	.087	.025	.171	.085	.024	.165	.084	.024	.160	.082	.024	
9.0	.169	.082	.023	.166	.081	.023	.161	.080	.023	.156	.078	.022	.152	.077	.022	
10.0	.159	.076	.021	.157	.076	.021	.152	.075	.021	.148	.073	.021	.144	.072	.021	

ρcc	80%			70%			50%			30%			10%			0
ρw	50%	30%	10%	50%	30%	10%	50%	30%	10%	50%	30%	10%	50%	30%	10%	0
ρfc	20%			20%			20%			20%			20%			0
RCR	RCR:Room Cavity Ratio						Ceiling Cavity Exitance Coefficients(CCEC)									
0.0	.193	.193	.193	.165	.165	.165	.112	.112	.112	.065	.065	.065	.021	.021	.021	
1.0	.180	.159	.140	.154	.136	.120	.105	.094	.083	.061	.054	.048	.019	.017	.016	
2.0	.171	.134	.104	.146	.116	.090	.100	.080	.062	.058	.047	.037	.019	.015	.012	
3.0	.163	.116	.079	.140	.100	.069	.096	.070	.048	.055	.041	.028	.018	.013	.009	
4.0	.155	.103	.063	.133	.089	.055	.092	.062	.038	.053	.036	.023	.017	.012	.007	
5.0	.148	.092	.051	.127	.080	.044	.088	.056	.031	.051	.033	.019	.016	.011	.006	
6.0	.141	.084	.043	.122	.073	.037	.084	.051	.026	.049	.030	.016	.016	.010	.005	
7.0	.135	.077	.036	.116	.067	.032	.080	.047	.022	.047	.028	.013	.015	.009	.004	
8.0	.129	.071	.032	.111	.062	.028	.077	.043	.020	.045	.026	.012	.014	.008	.004	
9.0	.123	.066	.028	.106	.058	.024	.073	.040	.017	.043	.024	.010	.014	.008	.003	
10.0	.117	.062	.025	.101	.054	.022	.070	.038	.016	.041	.022	.009	.013	.007	.003	

C Range: 0 - 360DEG
C Interval: 30.0DEG
Test Speed: HIGH
Temperature:25.3DEG
Operators:
Test Date:24 September 2026

γ Range: 0 - 180DEG
γ Interval: 1.0DEG
Test System:EVERFINE GO-2000A_V1 SYSTEM V2.0.295
Humidity:65.0%
Test Distance:14.200m [K=1.0000]
Remarks:

UGR(Unified Glare Rating) Table

Test:U:120.7V I:0.2977A P:35.67W PF:0.9931 Lamp Flux:3305.2x1 lm		
NAME:	TYPE:	WEIGHT:
SPEC.:	DIM.:	SERIAL No.:
MFR.:	SUR.:	Shielding Angle:

ceiling/cavity	0.7	0.7	0.5	0.5	0.3	0.7	0.7	0.5	0.5	0.3
walls	0.5	0.3	0.5	0.3	0.3	0.5	0.3	0.5	0.3	0.3
working plane	0.2	0.2	0.2	0.2	0.2	0.2	0.2	0.2	0.2	0.2
Room dimensions	Viewed crosswise					Viewed endwise				
x = 2H y = 2H	32.4	33.8	32.6	34.0	34.2	32.4	33.9	32.7	34.1	34.3
3H	33.3	34.7	33.6	34.9	35.1	33.4	34.8	33.7	35.0	35.2
4H	33.5	34.7	33.8	35.0	35.2	33.6	34.8	33.9	35.1	35.3
6H	33.4	34.6	33.7	34.8	35.1	33.5	34.7	33.8	35.0	35.2
8H	33.3	34.5	33.7	34.8	35.1	33.5	34.6	33.8	34.9	35.2
12H	33.3	34.4	33.6	34.7	35.0	33.4	34.5	33.8	34.8	35.1
4H 2H	32.9	34.1	33.2	34.4	34.6	32.9	34.2	33.2	34.4	34.7
3H	33.9	35.0	34.3	35.3	35.6	34.0	35.1	34.4	35.4	35.7
4H	34.1	35.1	34.5	35.4	35.7	34.2	35.2	34.6	35.5	35.8
6H	34.0	34.9	34.4	35.3	35.6	34.1	35.0	34.5	35.4	35.7
8H	34.0	34.8	34.4	35.2	35.6	34.1	34.9	34.5	35.3	35.7
12H	34.0	34.7	34.4	35.1	35.5	34.1	34.8	34.5	35.2	35.6
8H 4H	34.1	34.9	34.5	35.3	35.7	34.2	35.0	34.6	35.4	35.7
6H	34.1	34.7	34.5	35.1	35.6	34.2	34.8	34.6	35.2	35.7
8H	34.0	34.6	34.5	35.0	35.5	34.1	34.7	34.6	35.1	35.6
12H	34.0	34.5	34.5	34.9	35.4	34.1	34.6	34.6	35.0	35.5
12H 4H	34.1	34.8	34.5	35.2	35.6	34.1	34.9	34.6	35.3	35.7
6H	34.0	34.6	34.5	35.0	35.5	34.1	34.7	34.6	35.1	35.6
8H	34.0	34.5	34.5	34.9	35.4	34.1	34.6	34.6	35.0	35.5
Variations with the observer position at spacings:										
S = 1.0H	+ 0.3 / - 0.4					+ 0.3 / - 0.4				
1.5H	+ 0.3 / - 0.5					+ 0.3 / - 0.5				
2.0H	+ 0.5 / - 0.5					+ 0.5 / - 0.6				

CIE Pub.117 Corrected 3305 lm Total Lamp Luminous Flux.(8log(F/F0) = 4.2)

C Range: 0 - 360DEG
C Interval: 30.0DEG
Test Speed: HIGH
Temperature:25.3DEG
Operators:
Test Date:24 September 2026

γ Range: 0 - 180DEG
γ Interval: 1.0DEG
Test System:EVERFINE GO-2000A_V1 SYSTEM V2.0.295
Humidity:65.0%
Test Distance:14.200m [K=1.0000]
Remarks:

UTILIZATION FACTORS TABLE

Test:U:120.7V I:0.2977A P:35.67W PF:0.9931 Lamp Flux:3305.2x1 lm		
NAME:	TYPE:	WEIGHT:
SPEC.:	DIM.:	SERIAL No.:
MFR.:	SUR.:	Shielding Angle:

REFLECTANCE										
Ceiling	0.8	0.8	0.8	0.7	0.7	0.7	0.5	0.5	0.5	0
Walls	0.7	0.5	0.3	0.7	0.5	0.3	0.7	0.5	0.3	0
Working plane	0.2	0.2	0.2	0.2	0.2	0.2	0.2	0.2	0.2	0
ROOM INDEX	UTILIZATION FACTORS(PERCENT) k(RI) x RCR = 5									
k = 0.60	60	49	42	59	48	42	58	48	42	35
0.80	70	59	52	69	59	52	67	58	52	45
1.00	79	68	62	78	68	61	76	69	61	54
1.25	86	76	70	85	76	69	82	74	68	62
1.50	91	82	75	89	81	75	86	79	74	67
2.00	98	90	84	96	89	83	92	86	82	74
2.50	101	94	89	99	93	88	95	90	86	78
3.00	104	98	93	102	97	92	98	94	90	82
4.00	108	103	99	106	101	97	101	98	95	86
5.00	110	106	102	108	104	101	103	100	98	89
ROOM INDEX	UF(total)									Direct
According to DIN EN 13032-2 2004				Suspended					SHRNOM = 1.25	

C Range: 0 - 360DEG
C Interval: 30.0DEG
Test Speed: HIGH
Temperature:25.3DEG
Operators:
Test Date:24 September 2026

γ Range: 0 - 180DEG
γ Interval: 1.0DEG
Test System:EVERFINE GO-2000A_V1 SYSTEM V2.0.295
Humidity:65.0%
Test Distance:14.200m [K=1.0000]
Remarks:

ISOCANDELA DIAGRAM

Test:U:120.7V I:0.2977A P:35.67W PF:0.9931 Lamp Flux:3305.2x1 lm		
NAME:	TYPE:	WEIGHT:
SPEC.:	DIM.:	SERIAL No.:
MFR.:	SUR.:	Shielding Angle:

Conical surface Flux(90deg):
1949.2 lm
%lum = 59.0%
%lamp = 59.0%

Conical surface Flux(120deg):
2811.6 lm
%lum = 85.1%
%lamp = 85.1%

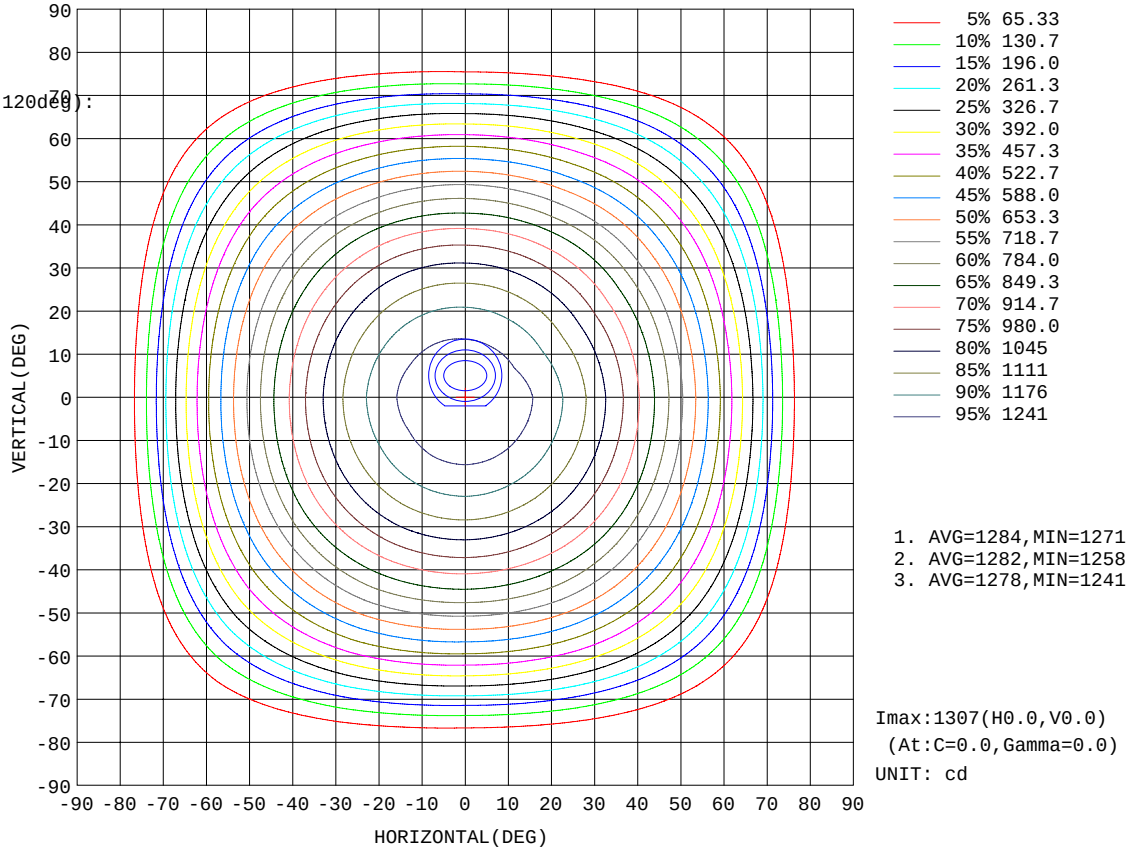

1. AVG=1284,MIN=1271
2. AVG=1282,MIN=1258
3. AVG=1278,MIN=1241

Imax:1307(H0.0,V0.0)
(At:C=0.0,Gamma=0.0)
UNIT: cd

C Range: 0 - 360DEG
C Interval: 30.0DEG
Test Speed: HIGH
Temperature:25.3DEG
Operators:
Test Date:24 September 2026

γ Range: 0 - 180DEG
γ Interval: 1.0DEG
Test System:EVERFINE GO-2000A_V1 SYSTEM V2.0.295
Humidity:65.0%
Test Distance:14.200m [K=1.0000]
Remarks:

AAI Figure

Test:U:120.7V I:0.2977A P:35.67W PF:0.9931 Lamp Flux:3305.2x1 lm		
NAME:	TYPE:	WEIGHT:
SPEC.:	DIM.:	SERIAL No.:
MFR.:	SUR.:	Shielding Angle:

Flux out:2497 lm

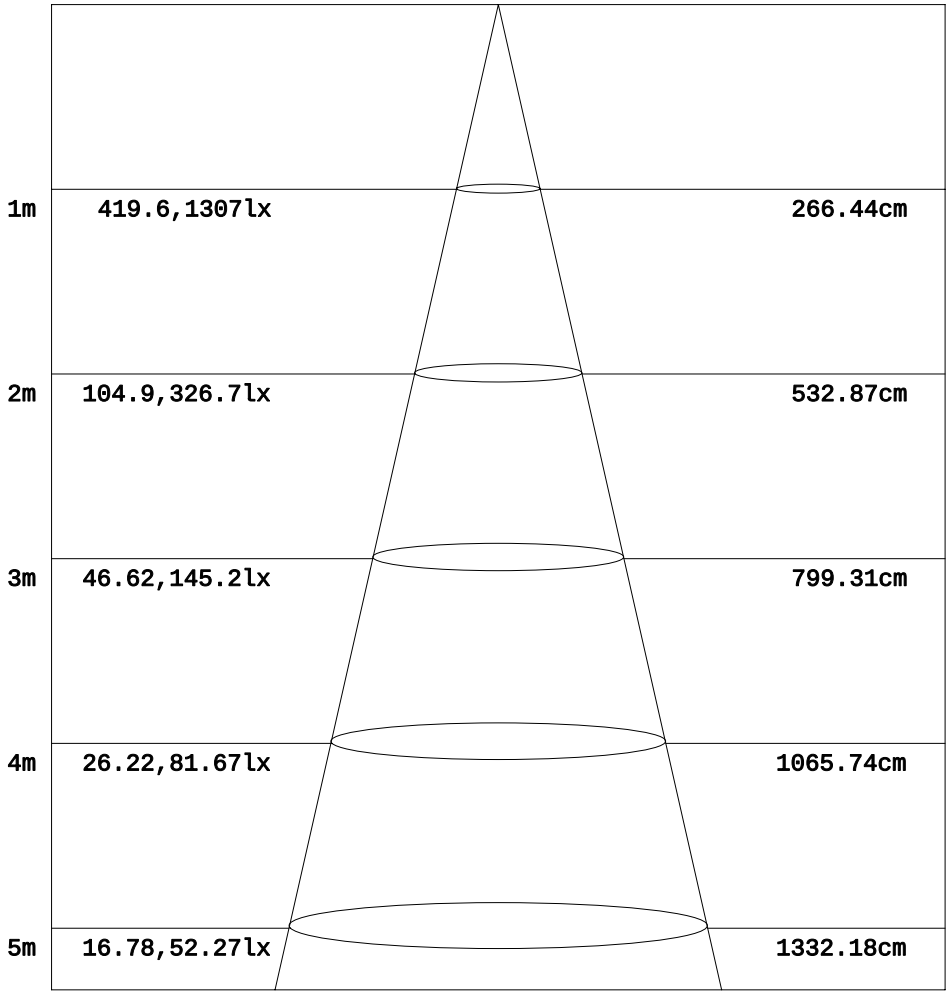

Height Eavg,Emax Angle:106.21deg Diameter

Note:The Curves indicate the illuminated area and the average illumination when the luminaire is at different distance.

C Range: 0 - 360DEG
C Interval: 30.0DEG
Test Speed: HIGH
Temperature:25.3DEG
Operators:
Test Date:24 September 2026

γ Range: 0 - 180DEG
γ Interval: 1.0DEG
Test System:EVERFINE GO-2000A_V1 SYSTEM V2.0.295
Humidity:65.0%
Test Distance:14.200m [K=1.0000]
Remarks:

ISOLUX DIAGRAM

Test:U:120.7V I:0.2977A P:35.67W PF:0.9931 Lamp Flux:3305.2x1 lm		
NAME:	TYPE:	WEIGHT:
SPEC.:	DIM.:	SERIAL No.:
MFR.:	SUR.:	Shielding Angle:

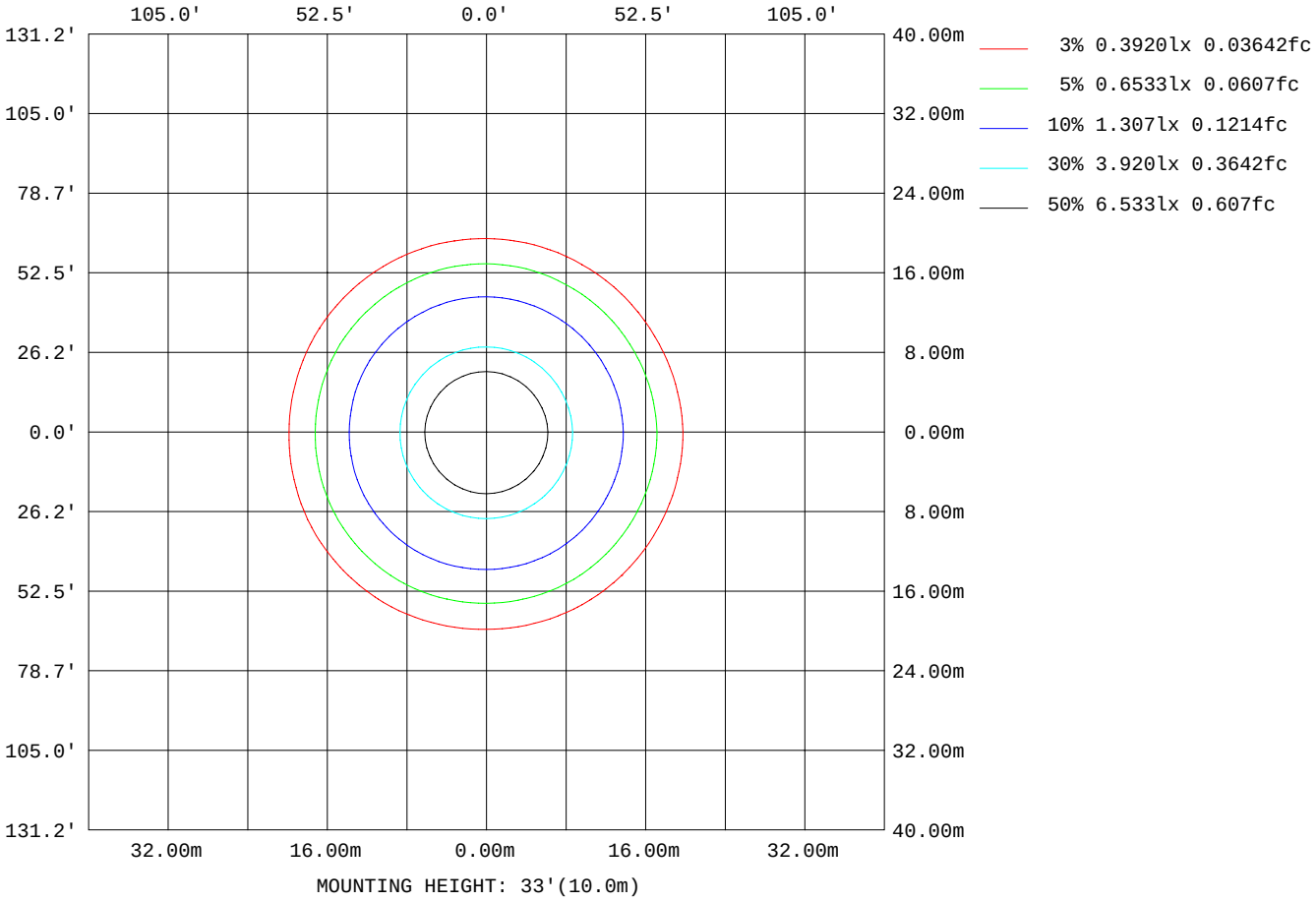

C Range: 0 - 360DEG
C Interval: 30.0DEG
Test Speed: HIGH
Temperature:25.3DEG
Operators:
Test Date:24 September 2026

γ Range: 0 - 180DEG
γ Interval: 1.0DEG
Test System:EVERFINE GO-2000A_V1 SYSTEM V2.0.295
Humidity:65.0%
Test Distance:14.200m [K=1.0000]
Remarks:

LED Avg.L Report

Test:U:120.7V I:0.2977A P:35.67W PF:0.9931 Lamp Flux:3305.2x1 lm		
NAME:	TYPE:	WEIGHT:
SPEC.:	DIM.:	SERIAL No.:
MFR.:	SUR.:	Shielding Angle:

AvgL	cd/m2
L_0~180(65)av	223911
L_0~180(75)av	94724
L_0~180(85)av	9426
L_90~270(65)av	215429
L_90~270(75)av	84013
L_90~270(85)av	11685
L_45(65)av	221307
L_45(75)av	93625
L_45(85)av	11314

Standard: GB/T 29293-2012

C Range: 0 - 360DEG
C Interval: 30.0DEG
Test Speed: HIGH
Temperature:25.3DEG
Operators:
Test Date:24 September 2026

γ Range: 0 - 180DEG
γ Interval: 1.0DEG
Test System:EVERFINE GO-2000A_V1 SYSTEM V2.0.295
Humidity:65.0%
Test Distance:14.200m [K=1.0000]
Remarks:

Planar Illuminance Curve

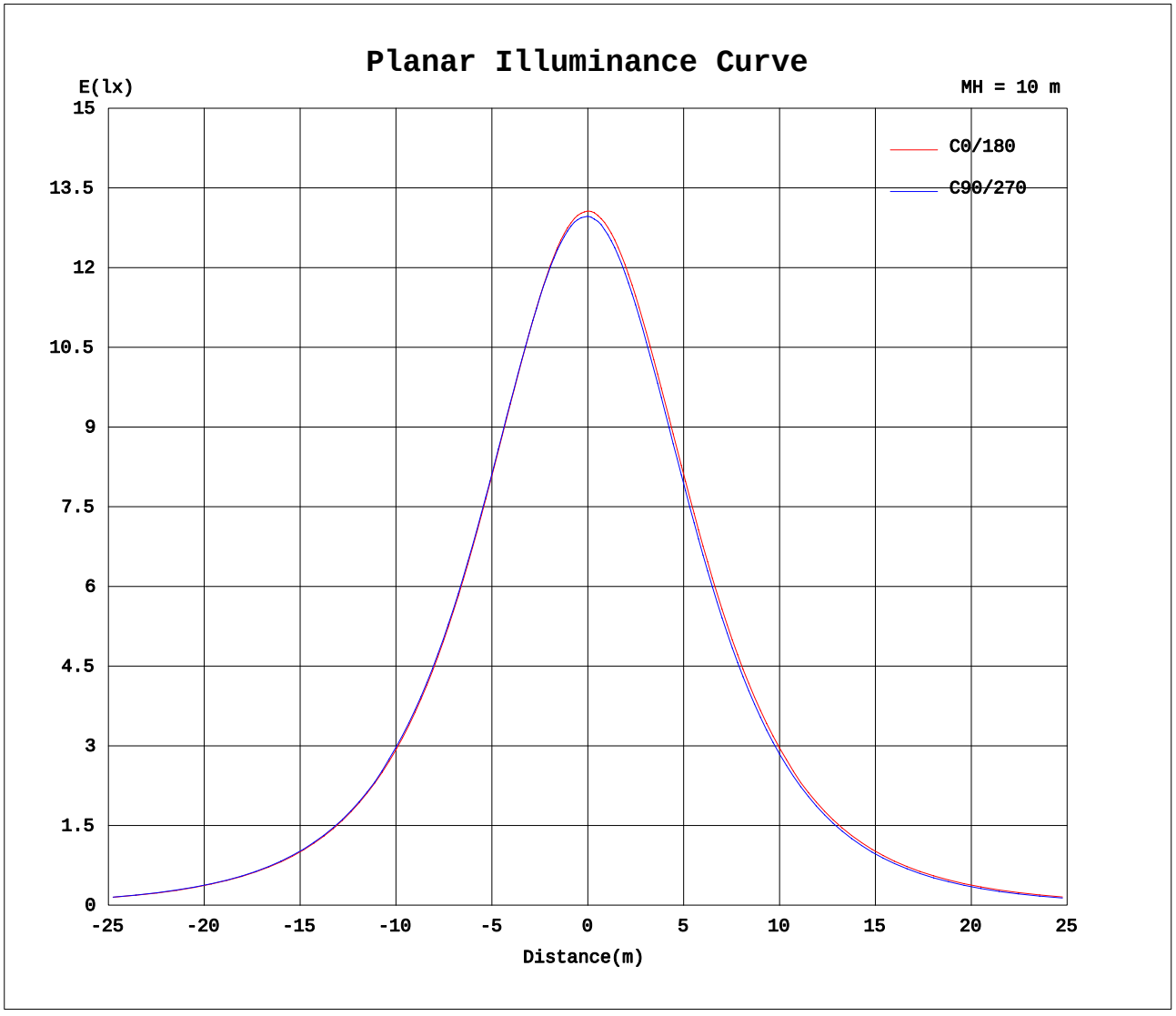

C Range: 0 - 360DEG
C Interval: 30.0DEG
Test Speed: HIGH
Temperature:25.3DEG
Operators:
Test Date:24 September 2026

γ Range: 0 - 180DEG
γ Interval: 1.0DEG
Test System:EVERFINE GO-2000A_V1 SYSTEM V2.0.295
Humidity:65.0%
Test Distance:14.200m [K=1.0000]
Remarks:

LUMINOUS DISTRIBUTION INTENSITY DATA

Test:U:120.7V I:0.2977A P:35.67W PF:0.9931 Lamp Flux:3305.2x1 lm		
NAME:	TYPE:	WEIGHT:
SPEC.:	DIM.:	SERIAL No.:
MFR.:	SUR.:	Shielding Angle:

Table--1 UNIT: cd

γ (DEG) \ C(DEG)	0	30	60	90	120	150	180	210	240	270	300	330
0	1307	1302	1298	1297	1294	1293	1307	1302	1298	1297	1294	1293
5	1299	1295	1294	1293	1291	1289	1300	1294	1290	1286	1285	1285
10	1279	1276	1275	1275	1274	1271	1280	1273	1268	1264	1261	1262
15	1247	1244	1245	1245	1245	1243	1249	1240	1235	1230	1227	1228
20	1203	1201	1203	1205	1205	1202	1205	1197	1191	1184	1182	1184
25	1149	1149	1150	1153	1154	1151	1152	1143	1136	1128	1125	1127
30	1083	1085	1086	1090	1091	1089	1088	1079	1070	1062	1059	1060
35	1007	1009	1011	1015	1018	1016	1013	1004	995	984	981	983
40	921	924	927	932	935	934	930	918	909	898	895	898
45	828	832	834	841	844	844	837	826	818	805	798	804
50	728	726	735	735	746	740	731	727	711	704	695	704
55	619	619	627	627	639	635	625	620	605	596	587	596
60	502	504	511	510	524	523	510	505	490	479	472	479
65	373	379	381	381	394	400	384	376	365	347	346	350
70	233	240	242	238	255	262	244	236	225	206	207	211
75	93.9	99.8	102	100	114	118	102	97.3	88.5	73.5	74.3	77.5
80	18.0	19.7	21.3	22.8	26.4	27.3	21.4	20.6	18.1	14.9	14.5	14.8
85	3.33	3.64	3.85	4.40	4.65	4.48	3.25	3.91	4.15	3.75	3.44	3.20
90	0.00	0.00	0.00	0.00	0.00	0.00	0.00	0.00	0.00	0.00	0.00	0.00
95	0.00	0.00	0.00	0.00	0.00	0.00	0.00	0.00	0.00	0.00	0.00	0.00
100	0.00	0.00	0.00	0.00	0.00	0.00	0.00	0.00	0.00	0.00	0.00	0.00
105	0.00	0.00	0.00	0.00	0.00	0.00	0.00	0.00	0.00	0.00	0.00	0.00
110	0.00	0.00	0.00	0.00	0.00	0.00	0.00	0.00	0.00	0.00	0.00	0.00
115	0.00	0.00	0.00	0.00	0.00	0.00	0.00	0.00	0.00	0.00	0.00	0.00
120	0.60	0.47	0.25	0.18	0.12	0.24	0.10	0.17	0.25	0.39	0.38	0.33
125	1.36	1.19	1.00	0.91	0.87	0.97	0.82	0.90	1.03	1.12	1.14	1.07
130	2.07	1.88	1.70	1.65	1.58	1.67	1.53	1.60	1.71	1.83	1.83	1.75
135	2.78	2.58	2.40	2.32	2.29	2.37	2.22	2.27	2.41	2.54	2.52	2.44
140	3.45	3.23	3.06	3.01	2.96	3.04	2.91	2.94	3.05	3.20	3.17	3.06
145	4.06	3.83	3.68	3.66	3.59	3.67	3.51	3.53	3.64	3.77	3.71	3.65
150	4.58	4.36	4.23	4.24	4.12	4.22	4.08	4.10	4.19	4.30	4.26	4.18
155	5.02	4.83	4.73	4.74	4.63	4.71	4.61	4.59	4.70	4.80	4.77	4.66
160	5.41	5.25	5.18	5.18	5.06	5.10	5.07	5.07	5.14	5.26	5.21	5.10
165	5.72	5.60	5.53	5.52	5.45	5.46	5.50	5.50	5.54	5.64	5.60	5.50
170	6.00	5.89	5.86	5.82	5.80	5.81	5.88	5.85	5.89	5.93	5.93	5.84
175	6.18	6.17	6.14	6.08	6.09	6.10	6.14	6.13	6.10	6.10	6.14	6.08
180	6.29	6.28	6.26	6.24	6.26	6.26	6.33	6.26	6.26	6.24	6.25	6.25

C Range: 0 - 360DEG
C Interval: 30.0DEG
Test Speed: HIGH
Temperature:25.3DEG
Operators:
Test Date:24 September 2026

γ Range: 0 - 180DEG
γ Interval: 1.0DEG
Test System:EVERFINE GO-2000A_V1 SYSTEM V2.0.295
Humidity:65.0%
Test Distance:14.200m [K=1.0000]
Remarks: