LUMINAIRE PHOTOMETRIC TEST REPORT

Test:U:120.7V I:0.2915A P:34.93W PF:0.9932 Lamp Flux:3523.71x1 lm		
NAME:	TYPE:	WEIGHT:
SPEC.:	DIM.:	SERIAL No.:
MFR.:	SUR.:	Shielding Angle:

DATA OF LAMP		PHOTOMETRIC DATA		Eff: 100.88 lm/W	
MODEL:	PT-CDL-S38-DD-5C3P-4-38w-3000k	Imax(cd)	1384	S/MH(C0/180)	1.24
NOMINAL POWER(W)	38	LOR(%)	100.0	S/MH(C90/270)	1.22
RATED VOLTAGE(V)	120	TOTAL FLUX(lm)	3523.7	η UP,DN(C0-180)	0.2,51.2
NOMINAL FLUX(lm)	3523.71	CIE CLASS	DIRECT	η UP,DN(C180-360)	0.2,48.5
LAMPS INSIDE	1	η up(%)	0.3	CIBSE SHR NOM	1.25
TEST VOLTAGE(V)	120	η down(%)	99.7	CIBSE SHR MAX	1.35

LUMINOUS INTENSITY DISTRIBUTION DIAGRAM

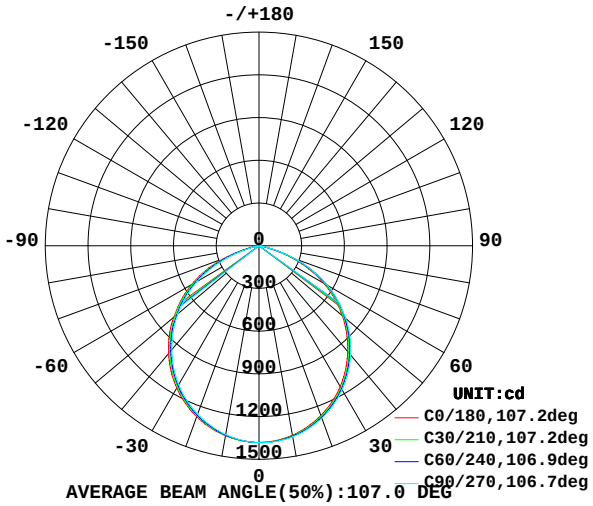

AVERAGE BEAM ANGLE(50%):107.0 DEG

C0 PLANE ISOLUX DIAGRAM (UNIT:lx)

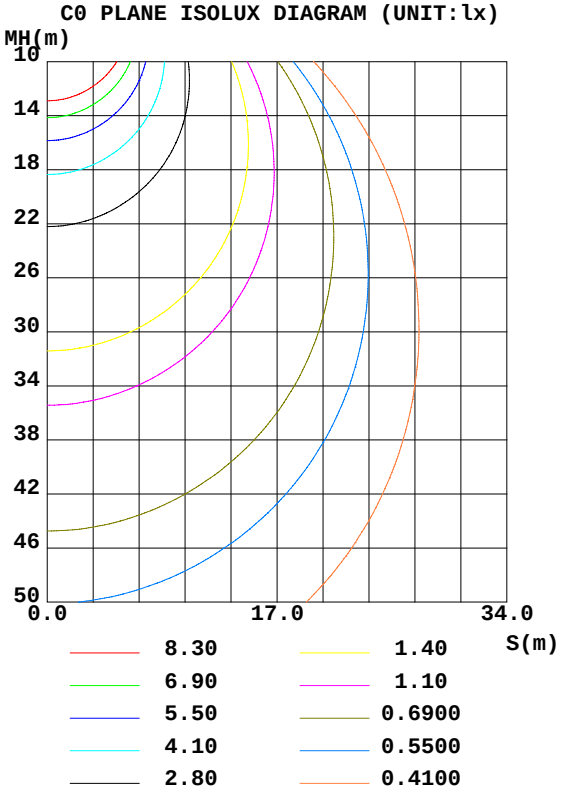

C Range: 0 - 360DEG
C Interval: 30.0DEG
Test Speed: HIGH
Temperature:25.3DEG
Operators:
Test Date:24 September 2026

γ Range: 0 - 180DEG
γ Interval: 1.0DEG
Test System:EVERFINE GO-2000A_V1 SYSTEM V2.0.295
Humidity:65.0%
Test Distance:14.200m [K=1.0000]
Remarks:

ZONAL FLUX DIAGRAM

ZONAL FLUX DIAGRAM:

γ	C0	C45	C90	C135	C180	C225	C270	C315	γ	Φ zone	Φ total	%lum,lamp
10	1351	1357	1363	1365	1356	1350	1346	1343	0- 10	130.6	130.6	3.71,3.71
20	1269	1280	1289	1296	1278	1269	1259	1253	10- 20	372.3	502.9	14.3,14.3
30	1141	1156	1168	1179	1155	1141	1127	1118	20- 30	560.6	1064	30.2,30.2
40	969.9	987.0	1001	1017	988.0	969.6	952.5	940.2	30- 40	667.7	1731	49.1,49.1
50	763.4	779.7	795.5	818.3	779.4	761.8	744.0	726.4	40- 50	677.8	2409	68.4,68.4
60	524.3	543.3	554.3	584.5	546.8	526.0	502.4	484.1	50- 60	585.5	2995	85,85
70	238.1	260.1	266.2	306.3	266.7	240.8	208.8	194.4	60- 70	390.9	3385	96.1,96.1
80	17.46	23.12	27.97	40.42	25.37	19.87	14.74	12.39	70- 80	120.3	3506	99.5,99.5
90	0	0	0	0.0001	0	0	0	0	80- 90	6.922	3513	99.7,99.7
100	0	0	0	0	0	0	0	0	90-100	0.0000	3513	99.7,99.7
110	0	0	0	0	0	0	0	0	100-110	0	3513	99.7,99.7
120	0.9887	0.6696	0.4304	0.3546	0.2716	0.5695	0.7748	0.8709	110-120	0.1312	3513	99.7,99.7
130	2.541	2.201	2.009	1.921	1.823	2.088	2.342	2.422	120-130	1.248	3514	99.7,99.7
140	3.975	3.648	3.482	3.394	3.269	3.534	3.800	3.815	130-140	2.228	3516	99.8,99.8
150	5.152	4.872	4.807	4.692	4.540	4.725	4.978	4.939	140-150	2.645	3519	99.9,99.9
160	6.010	5.844	5.823	5.709	5.596	5.750	5.983	5.924	150-160	2.458	3521	99.9,99.9
170	6.626	6.552	6.520	6.513	6.466	6.546	6.666	6.659	160-170	1.752	3523	100,100
180	6.961	6.981	6.988	7.014	6.934	6.988	7.001	7.028	170-180	0.6440	3524	100,100
DEG	LUMINOUS INTENSITY:cd									UNIT:lm		

C Range: 0 - 360DEG
C Interval: 30.0DEG
Test Speed: HIGH
Temperature:25.3DEG
Operators:
Test Date:24 September 2026

γ Range: 0 - 180DEG
γ Interval: 1.0DEG
Test System:EVERFINE GO-2000A_V1 SYSTEM V2.0.295
Humidity:65.0%
Test Distance:14.200m [K=1.0000]
Remarks:

CU AND LUMINAIRE BUDGETARY ESTIMATE DIAGRAM

Test:U:120.7V I:0.2915A P:34.93W PF:0.9932 Lamp Flux:3523.71x1 lm		
NAME:	TYPE:	WEIGHT:
SPEC.:	DIM.:	SERIAL No.:
MFR.:	SUR.:	Shielding Angle:

ρcc	80%			70%			50%			30%			10%			0
ρw	50%	30%	10%	50%	30%	10%	50%	30%	10%	50%	30%	10%	50%	30%	10%	0
ρfc	20%			20%			20%			20%			20%			0
RCR	RCR:Room Cavity Ratio			Coefficients of Utilization(CU)												
0.0	1.19	1.19	1.19	1.16	1.16	1.16	1.11	1.11	1.11	1.06	1.06	1.06	1.02	1.02	1.02	.00
1.0	1.06	1.02	.99	1.04	1.00	.97	.99	.97	.94	.95	.93	.91	.92	.90	.88	.86
2.0	.93	.87	.82	.91	.86	.81	.88	.83	.79	.85	.81	.77	.82	.78	.75	.73
3.0	.82	.75	.69	.81	.74	.68	.78	.72	.67	.75	.70	.66	.73	.68	.65	.62
4.0	.73	.65	.59	.72	.64	.58	.69	.63	.57	.67	.61	.57	.65	.60	.56	.54
5.0	.66	.57	.51	.65	.56	.50	.62	.55	.50	.60	.54	.49	.59	.53	.49	.47
6.0	.59	.51	.44	.58	.50	.44	.56	.49	.44	.55	.48	.43	.53	.47	.43	.41
7.0	.54	.45	.39	.53	.45	.39	.51	.44	.39	.50	.43	.39	.49	.43	.38	.36
8.0	.49	.41	.35	.48	.40	.35	.47	.40	.35	.46	.39	.35	.45	.39	.34	.32
9.0	.45	.37	.32	.44	.37	.32	.43	.36	.31	.42	.36	.31	.41	.35	.31	.29
10.0	.42	.34	.29	.41	.34	.29	.40	.33	.28	.39	.33	.28	.38	.32	.28	.26

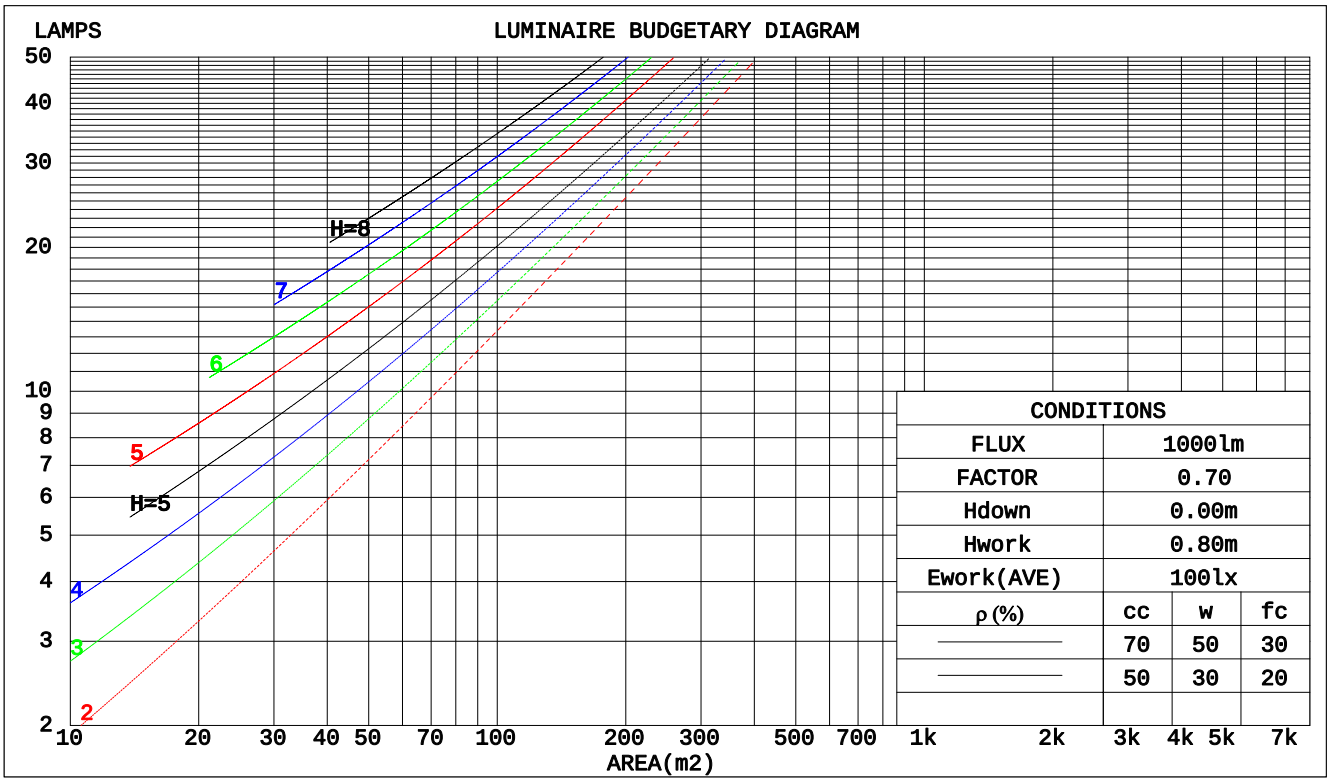

C Range: 0 - 360DEG
C Interval: 30.0DEG
Test Speed: HIGH
Temperature:25.3DEG
Operators:
Test Date:24 September 2026

γ Range: 0 - 180DEG
γ Interval: 1.0DEG
Test System:EVERFINE GO-2000A_V1 SYSTEM V2.0.295
Humidity:65.0%
Test Distance:14.200m [K=1.0000]
Remarks:

WEC AND CCEC

Test:U:120.7V I:0.2915A P:34.93W PF:0.9932 Lamp Flux:3523.71x1 lm		
NAME:	TYPE:	WEIGHT:
SPEC.:	DIM.:	SERIAL No.:
MFR.:	SUR.:	Shielding Angle:

ρcc	80%			70%			50%			30%			10%			0
ρw	50%	30%	10%	50%	30%	10%	50%	30%	10%	50%	30%	10%	50%	30%	10%	0
ρfc	20%			20%			20%			20%			20%			0
RCR	RCR:Room Cavity Ratio						Wall Exitance Coeffcients(WEC)									
0.0																
1.0	.271	.154	.049	.264	.150	.048	.250	.144	.046	.238	.137	.044	.227	.132	.042	
2.0	.264	.145	.044	.258	.142	.044	.247	.137	.043	.236	.132	.041	.226	.128	.040	
3.0	.250	.133	.040	.245	.131	.039	.234	.127	.039	.225	.123	.038	.216	.120	.037	
4.0	.234	.122	.036	.229	.120	.035	.220	.117	.035	.212	.114	.034	.204	.111	.034	
5.0	.219	.112	.032	.215	.110	.032	.207	.108	.032	.199	.105	.031	.192	.103	.031	
6.0	.205	.103	.029	.201	.101	.029	.194	.099	.029	.187	.097	.029	.181	.095	.028	
7.0	.192	.095	.027	.188	.094	.027	.182	.092	.026	.176	.090	.026	.170	.088	.026	
8.0	.180	.088	.025	.177	.087	.025	.171	.085	.024	.165	.084	.024	.160	.082	.024	
9.0	.169	.082	.023	.166	.081	.023	.161	.080	.023	.156	.078	.022	.152	.077	.022	
10.0	.159	.076	.021	.157	.076	.021	.152	.075	.021	.148	.073	.021	.144	.072	.021	

ρcc	80%			70%			50%			30%			10%			0
ρw	50%	30%	10%	50%	30%	10%	50%	30%	10%	50%	30%	10%	50%	30%	10%	0
ρfc	20%			20%			20%			20%			20%			0
RCR	RCR:Room Cavity Ratio						Ceiling Cavity Exitance Coefficients(CCEC)									
0.0	.193	.193	.193	.165	.165	.165	.113	.113	.113	.065	.065	.065	.021	.021	.021	
1.0	.180	.159	.140	.154	.136	.120	.105	.094	.083	.061	.054	.048	.019	.017	.016	
2.0	.171	.134	.104	.146	.116	.090	.100	.080	.063	.058	.047	.037	.019	.015	.012	
3.0	.163	.117	.080	.140	.101	.069	.096	.070	.048	.055	.041	.029	.018	.013	.009	
4.0	.156	.103	.063	.134	.089	.055	.092	.062	.039	.053	.036	.023	.017	.012	.007	
5.0	.149	.093	.051	.128	.080	.045	.088	.056	.032	.051	.033	.019	.016	.011	.006	
6.0	.142	.084	.043	.122	.073	.037	.084	.051	.026	.049	.030	.016	.016	.010	.005	
7.0	.135	.077	.037	.116	.067	.032	.080	.047	.023	.047	.028	.013	.015	.009	.004	
8.0	.129	.071	.032	.111	.062	.028	.077	.044	.020	.045	.026	.012	.014	.008	.004	
9.0	.123	.067	.028	.106	.058	.025	.074	.041	.018	.043	.024	.010	.014	.008	.003	
10.0	.118	.062	.025	.101	.054	.022	.070	.038	.016	.041	.022	.009	.013	.007	.003	

C Range: 0 - 360DEG
C Interval: 30.0DEG
Test Speed: HIGH
Temperature:25.3DEG
Operators:
Test Date:24 September 2026

γ Range: 0 - 180DEG
γ Interval: 1.0DEG
Test System:EVERFINE GO-2000A_V1 SYSTEM V2.0.295
Humidity:65.0%
Test Distance:14.200m [K=1.0000]
Remarks:

UGR(Unified Glare Rating) Table

Test:U:120.7V I:0.2915A P:34.93W PF:0.9932 Lamp Flux:3523.71x1 lm		
NAME:	TYPE:	WEIGHT:
SPEC.:	DIM.:	SERIAL No.:
MFR.:	SUR.:	Shielding Angle:

ceiling/cavity		0.7	0.7	0.5	0.5	0.3	0.7	0.7	0.5	0.5	0.3
walls		0.5	0.3	0.5	0.3	0.3	0.5	0.3	0.5	0.3	0.3
working plane		0.2	0.2	0.2	0.2	0.2	0.2	0.2	0.2	0.2	0.2
Room dimensions		Viewed crosswise					Viewed endwise				
x = 2H	y = 2H	32.5	34.0	32.8	34.2	34.4	32.7	34.2	33.0	34.4	34.6
	3H	33.5	34.8	33.8	35.0	35.3	33.8	35.1	34.1	35.3	35.6
	4H	33.6	34.8	33.9	35.1	35.4	33.9	35.2	34.2	35.4	35.7
	6H	33.5	34.7	33.8	35.0	35.2	33.9	35.1	34.2	35.3	35.6
	8H	33.5	34.6	33.8	34.9	35.2	33.8	35.0	34.2	35.3	35.5
	12H	33.4	34.5	33.8	34.8	35.1	33.8	34.9	34.1	35.2	35.5
4H	2H	33.0	34.3	33.4	34.6	34.8	33.2	34.5	33.5	34.7	35.0
	3H	34.1	35.2	34.5	35.5	35.8	34.4	35.4	34.7	35.7	36.0
	4H	34.2	35.2	34.6	35.6	35.9	34.5	35.5	34.9	35.9	36.2
	6H	34.2	35.1	34.6	35.4	35.8	34.5	35.4	34.9	35.7	36.1
	8H	34.1	35.0	34.6	35.3	35.7	34.5	35.3	34.9	35.7	36.0
	12H	34.1	34.8	34.5	35.2	35.6	34.4	35.2	34.9	35.6	36.0
8H	4H	34.3	35.1	34.7	35.4	35.8	34.5	35.3	35.0	35.7	36.1
	6H	34.2	34.9	34.7	35.3	35.7	34.5	35.2	35.0	35.6	36.0
	8H	34.2	34.8	34.6	35.2	35.6	34.5	35.1	35.0	35.5	36.0
	12H	34.1	34.6	34.6	35.1	35.6	34.5	35.0	34.9	35.4	35.9
12H	4H	34.2	34.9	34.6	35.3	35.7	34.5	35.2	34.9	35.6	36.0
	6H	34.2	34.8	34.6	35.2	35.6	34.5	35.1	35.0	35.5	36.0
	8H	34.1	34.6	34.6	35.1	35.6	34.5	35.0	34.9	35.4	35.9
Variations with the observer position at spacings:											
S = 1.0H		+ 0.3 / - 0.4					+ 0.3 / - 0.4				
1.5H		+ 0.3 / - 0.5					+ 0.3 / - 0.5				
2.0H		+ 0.5 / - 0.5					+ 0.5 / - 0.6				

CIE Pub.117 Corrected 3524 lm Total Lamp Luminous Flux.(8log(F/F0) = 4.4)

C Range: 0 - 360DEG
C Interval: 30.0DEG
Test Speed: HIGH
Temperature:25.3DEG
Operators:
Test Date:24 September 2026

γ Range: 0 - 180DEG
γ Interval: 1.0DEG
Test System:EVERFINE GO-2000A_V1 SYSTEM V2.0.295
Humidity:65.0%
Test Distance:14.200m [K=1.0000]
Remarks:

UTILIZATION FACTORS TABLE

Test:U:120.7V I:0.2915A P:34.93W PF:0.9932 Lamp Flux:3523.71x1 lm		
NAME:	TYPE:	WEIGHT:
SPEC.:	DIM.:	SERIAL No.:
MFR.:	SUR.:	Shielding Angle:

REFLECTANCE										
Ceiling	0.8	0.8	0.8	0.7	0.7	0.7	0.5	0.5	0.5	0
Walls	0.7	0.5	0.3	0.7	0.5	0.3	0.7	0.5	0.3	0
Working plane	0.2	0.2	0.2	0.2	0.2	0.2	0.2	0.2	0.2	0
ROOM INDEX	UTILIZATION FACTORS(PERCENT) k(RI) x RCR = 5									
k = 0.60	60	49	42	59	48	42	58	48	42	35
0.80	70	59	52	69	59	52	67	58	51	45
1.00	79	68	62	78	68	61	75	69	61	54
1.25	86	76	70	85	76	69	82	74	68	62
1.50	91	82	75	89	81	75	86	79	74	67
2.00	98	90	84	96	89	83	92	86	82	74
2.50	101	94	89	99	93	88	95	90	86	78
3.00	104	98	93	102	97	92	98	94	90	82
4.00	108	103	99	106	101	97	101	98	95	86
5.00	110	106	102	108	104	101	103	100	98	89
ROOM INDEX	UF(total)									Direct
According to DIN EN 13032-2 2004				Suspended					SHRNOM = 1.25	

C Range: 0 - 360DEG
C Interval: 30.0DEG
Test Speed: HIGH
Temperature:25.3DEG
Operators:
Test Date:24 September 2026

γ Range: 0 - 180DEG
γ Interval: 1.0DEG
Test System:EVERFINE GO-2000A_V1 SYSTEM V2.0.295
Humidity:65.0%
Test Distance:14.200m [K=1.0000]
Remarks:

ISOCANDELA DIAGRAM

Test:U:120.7V I:0.2915A P:34.93W PF:0.9932 Lamp Flux:3523.71x1 lm		
NAME:	TYPE:	WEIGHT:
SPEC.:	DIM.:	SERIAL No.:
MFR.:	SUR.:	Shielding Angle:

Conical surface Flux(90deg):
2075.2 lm
%lum = 58.9%
%lamp = 58.9%

Conical surface Flux(120deg):
2994.5 lm
%lum = 85.0%
%lamp = 85.0%

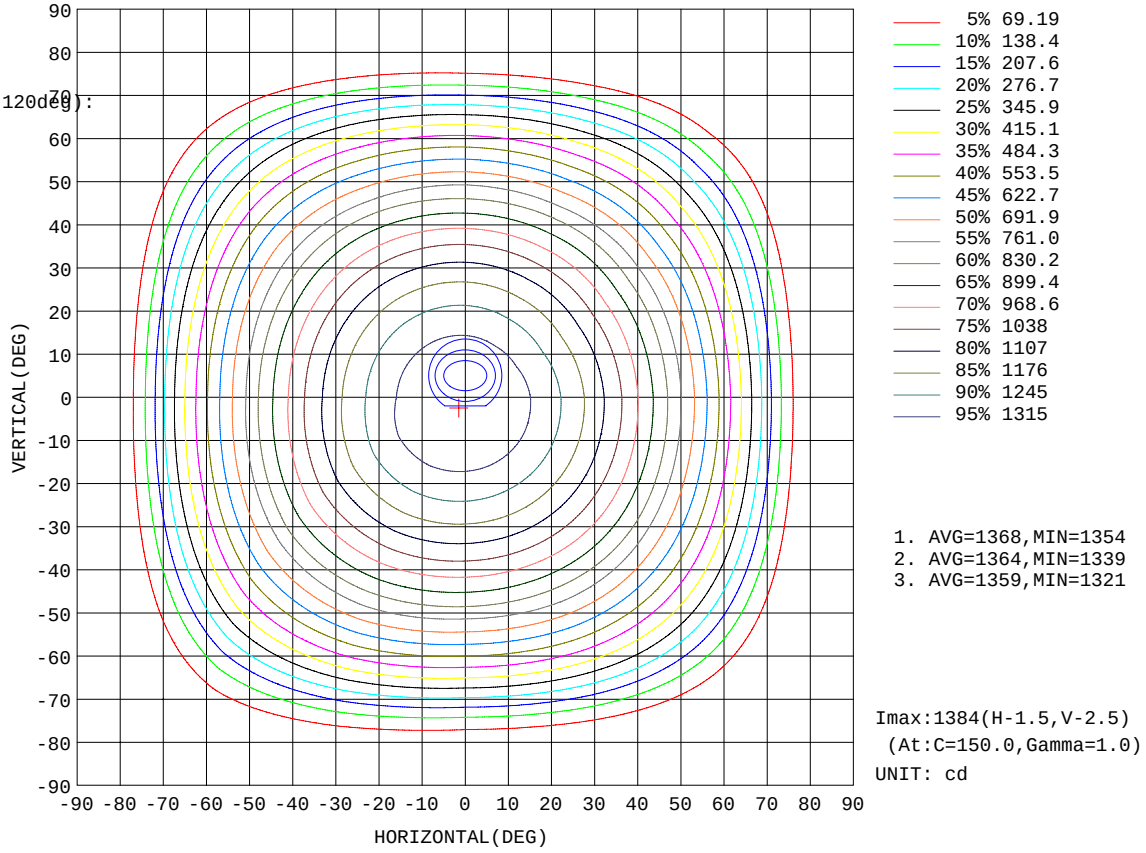

C Range: 0 - 360DEG
C Interval: 30.0DEG
Test Speed: HIGH
Temperature:25.3DEG
Operators:
Test Date:24 September 2026

γ Range: 0 - 180DEG
γ Interval: 1.0DEG
Test System:EVERFINE GO-2000A_V1 SYSTEM V2.0.295
Humidity:65.0%
Test Distance:14.200m [K=1.0000]
Remarks:

AAI Figure

Test:U:120.7V I:0.2915A P:34.93W PF:0.9932 Lamp Flux:3523.71x1 lm		
NAME:	TYPE:	WEIGHT:
SPEC.:	DIM.:	SERIAL No.:
MFR.:	SUR.:	Shielding Angle:

Flux out:2660 lm

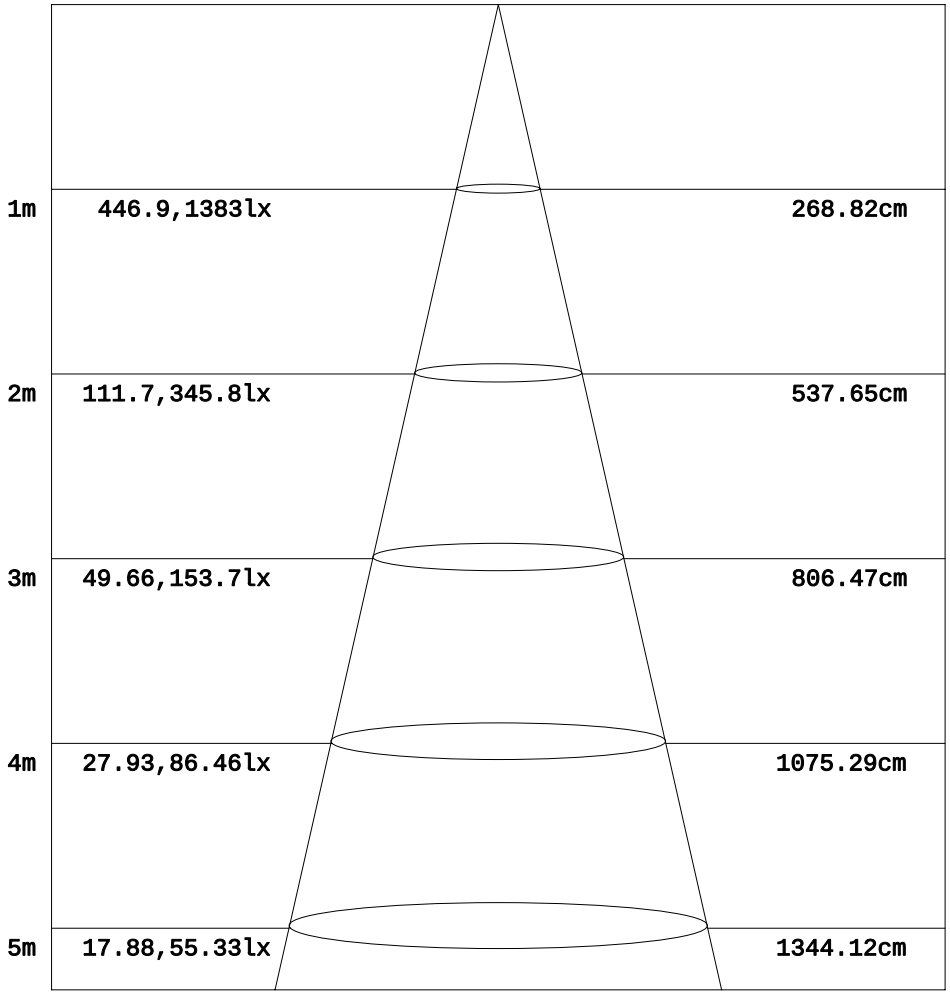

Note:The Curves indicate the illuminated area and the average illumination when the luminaire is at different distance.

C Range: 0 - 360DEG
C Interval: 30.0DEG
Test Speed: HIGH
Temperature:25.3DEG
Operators:
Test Date:24 September 2026

γ Range: 0 - 180DEG
γ Interval: 1.0DEG
Test System:EVERFINE GO-2000A_V1 SYSTEM V2.0.295
Humidity:65.0%
Test Distance:14.200m [K=1.0000]
Remarks:

ISOLUX DIAGRAM

Test:U:120.7V I:0.2915A P:34.93W PF:0.9932 Lamp Flux:3523.71x1 lm		
NAME:	TYPE:	WEIGHT:
SPEC.:	DIM.:	SERIAL No.:
MFR.:	SUR.:	Shielding Angle:

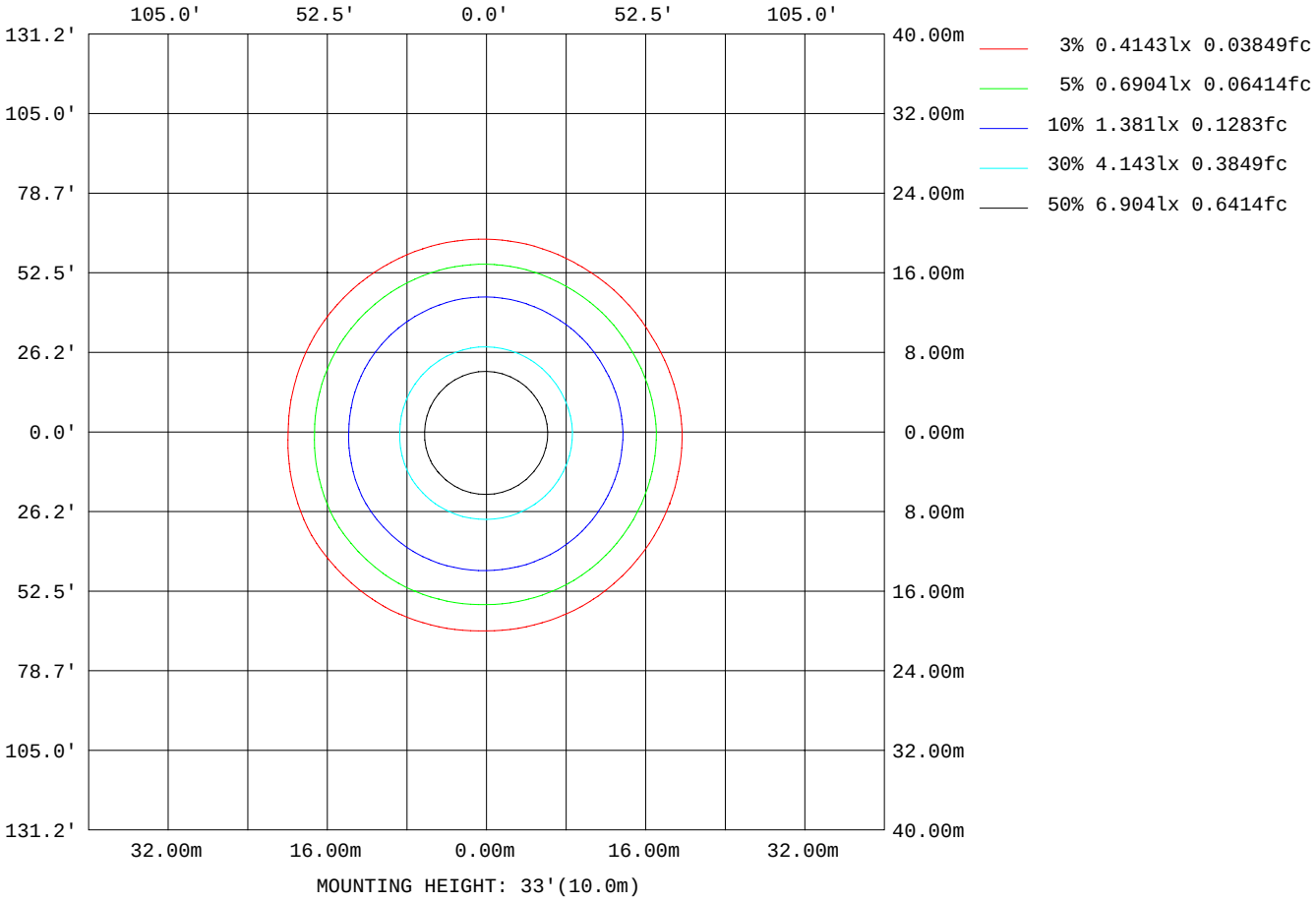

C Range: 0 - 360DEG
C Interval: 30.0DEG
Test Speed: HIGH
Temperature:25.3DEG
Operators:
Test Date:24 September 2026

γ Range: 0 - 180DEG
γ Interval: 1.0DEG
Test System:EVERFINE GO-2000A_V1 SYSTEM V2.0.295
Humidity:65.0%
Test Distance:14.200m [K=1.0000]
Remarks:

LED Avg.L Report

Test:U:120.7V I:0.2915A P:34.93W PF:0.9932 Lamp Flux:3523.71x1 lm		
NAME:	TYPE:	WEIGHT:
SPEC.:	DIM.:	SERIAL No.:
MFR.:	SUR.:	Shielding Angle:

AvgL	cd/m2
L_0~180(65)av	236986
L_0~180(75)av	100246
L_0~180(85)av	10824
L_90~270(65)av	230243
L_90~270(75)av	90853
L_90~270(85)av	13488
L_45(65)av	236724
L_45(75)av	101917
L_45(85)av	13151

Standard: GB/T 29293-2012

C Range: 0 - 360DEG
C Interval: 30.0DEG
Test Speed: HIGH
Temperature:25.3DEG
Operators:
Test Date:24 September 2026

γ Range: 0 - 180DEG
γ Interval: 1.0DEG
Test System:EVERFINE GO-2000A_V1 SYSTEM V2.0.295
Humidity:65.0%
Test Distance:14.200m [K=1.0000]
Remarks:

Planar Illuminance Curve

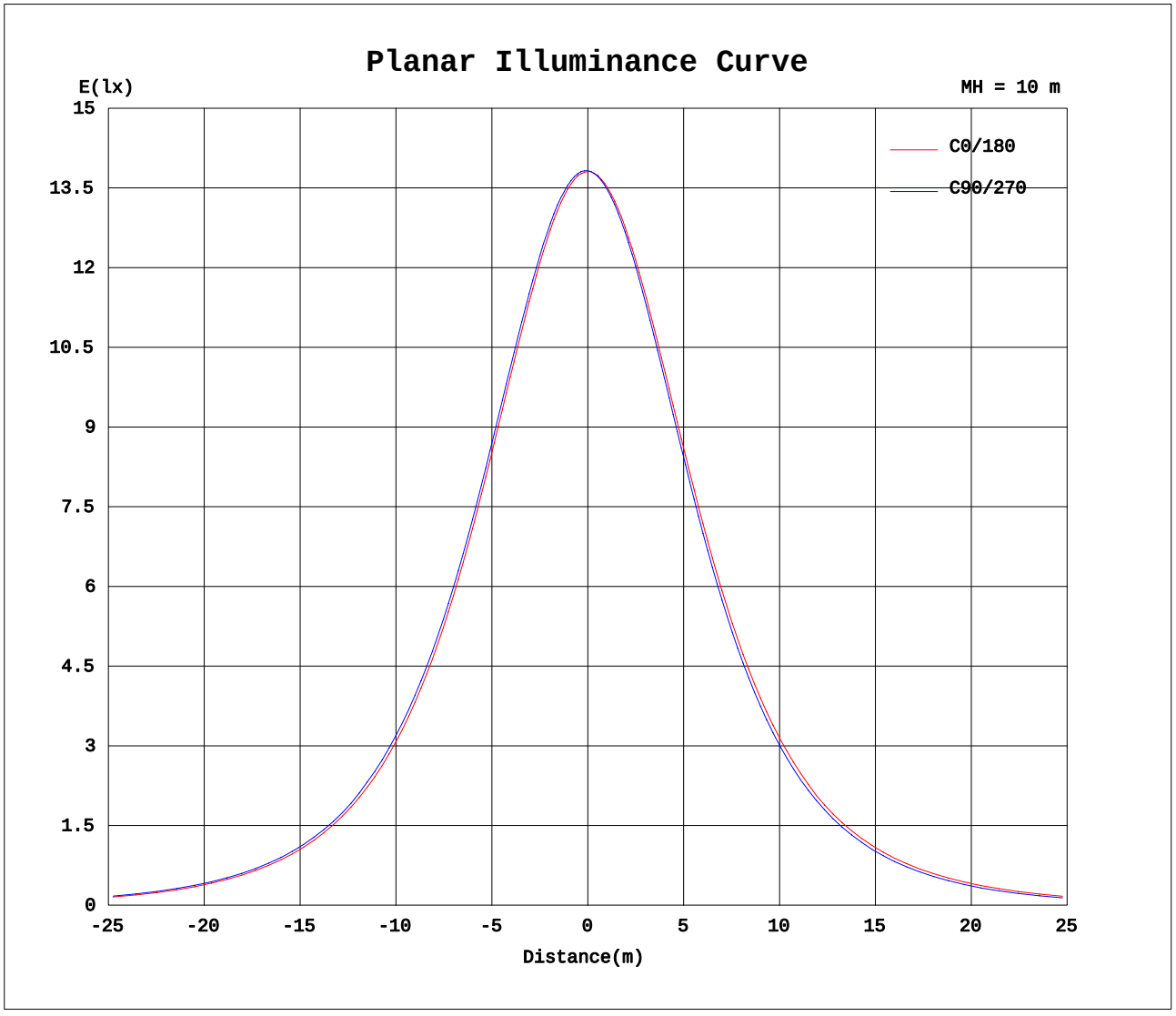

C Range: 0 - 360DEG
C Interval: 30.0DEG
Test Speed: HIGH
Temperature:25.3DEG
Operators:
Test Date:24 September 2026

γ Range: 0 - 180DEG
γ Interval: 1.0DEG
Test System:EVERFINE GO-2000A_V1 SYSTEM V2.0.295
Humidity:65.0%
Test Distance:14.200m [K=1.0000]
Remarks:

LUMINOUS DISTRIBUTION INTENSITY DATA

Test:U:120.7V I:0.2915A P:34.93W PF:0.9932 Lamp Flux:3523.71x1 lm		
NAME:	TYPE:	WEIGHT:
SPEC.:	DIM.:	SERIAL No.:
MFR.:	SUR.:	Shielding Angle:

Table--1 UNIT: cd

γ (DEG) \ C(DEG)	0	30	60	90	120	150	180	210	240	270	300	330
0	1381	1382	1382	1383	1383	1382	1381	1382	1382	1383	1383	1382
5	1373	1375	1377	1379	1381	1381	1375	1374	1373	1371	1369	1370
10	1351	1356	1359	1363	1365	1365	1356	1352	1349	1346	1342	1343
15	1316	1321	1327	1332	1337	1337	1322	1318	1313	1309	1303	1303
20	1269	1277	1284	1289	1296	1295	1278	1272	1266	1259	1253	1253
25	1211	1221	1228	1235	1243	1243	1222	1214	1207	1199	1191	1191
30	1141	1152	1160	1168	1178	1180	1155	1146	1136	1127	1118	1118
35	1060	1073	1081	1089	1102	1105	1076	1065	1055	1045	1034	1033
40	970	982	992	1001	1015	1019	988	975	964	953	940	940
45	871	885	893	904	920	924	891	878	865	852	839	838
50	763	772	788	795	815	822	779	771	752	744	724	729
55	648	659	674	678	703	705	667	659	638	627	607	612
60	524	536	550	554	582	587	547	536	515	502	482	486
65	386	404	414	418	449	458	415	400	381	361	346	345
70	238	256	264	266	299	314	267	250	232	209	195	194
75	92.2	106	114	117	145	159	115	102	88.1	71.4	62.0	61.2
80	17.5	21.5	24.7	28.0	37.8	43.0	25.4	21.8	18.0	14.7	12.7	12.1
85	3.32	4.20	4.81	5.69	6.85	7.16	4.22	4.40	4.28	3.71	2.64	2.02
90	0.00	0.00	0.00	0.00	0.00	0.00	0.00	0.00	0.00	0.00	0.00	0.00
95	0.00	0.00	0.00	0.00	0.00	0.00	0.00	0.00	0.00	0.00	0.00	0.00
100	0.00	0.00	0.00	0.00	0.00	0.00	0.00	0.00	0.00	0.00	0.00	0.00
105	0.00	0.00	0.00	0.00	0.00	0.00	0.00	0.00	0.00	0.00	0.00	0.00
110	0.00	0.00	0.00	0.00	0.00	0.00	0.00	0.00	0.00	0.00	0.00	0.00
115	0.17	0.00	0.00	0.00	0.00	0.00	0.00	0.00	0.00	0.00	0.08	0.08
120	0.99	0.77	0.57	0.43	0.32	0.39	0.27	0.48	0.66	0.77	0.87	0.87
125	1.79	1.57	1.35	1.23	1.12	1.19	1.08	1.26	1.42	1.59	1.67	1.66
130	2.54	2.29	2.11	2.01	1.87	1.97	1.82	2.01	2.17	2.34	2.44	2.41
135	3.28	3.03	2.86	2.73	2.62	2.71	2.59	2.74	2.92	3.09	3.15	3.13
140	3.97	3.72	3.57	3.48	3.36	3.43	3.27	3.45	3.62	3.80	3.84	3.79
145	4.59	4.37	4.22	4.19	4.03	4.12	3.94	4.06	4.20	4.43	4.41	4.36
150	5.15	4.94	4.80	4.81	4.66	4.73	4.54	4.64	4.81	4.98	4.98	4.90
155	5.65	5.42	5.34	5.36	5.22	5.23	5.10	5.19	5.33	5.50	5.50	5.41
160	6.01	5.86	5.82	5.82	5.70	5.72	5.60	5.69	5.81	5.98	5.97	5.88
165	6.37	6.24	6.21	6.20	6.12	6.14	6.05	6.16	6.23	6.37	6.39	6.30
170	6.63	6.55	6.56	6.52	6.49	6.53	6.47	6.53	6.56	6.67	6.69	6.63
175	6.84	6.83	6.88	6.80	6.81	6.83	6.75	6.84	6.83	6.87	6.92	6.91
180	6.96	6.97	6.99	6.99	7.03	7.00	6.93	6.99	6.99	7.00	7.01	7.04

C Range: 0 - 360DEG
C Interval: 30.0DEG
Test Speed: HIGH
Temperature:25.3DEG
Operators:
Test Date:24 September 2026

γ Range: 0 - 180DEG
γ Interval: 1.0DEG
Test System:EVERFINE GO-2000A_V1 SYSTEM V2.0.295
Humidity:65.0%
Test Distance:14.200m [K=1.0000]
Remarks: