LUMINAIRE PHOTOMETRIC TEST REPORT

Test:U:120.7V I:0.2900A P:34.72W PF:0.9922 Lamp Flux:3857.42x1 lm		
NAME:	TYPE:	WEIGHT:
SPEC.:	DIM.:	SERIAL No.:
MFR.:	SUR.:	Shielding Angle:

DATA OF LAMP		PHOTOMETRIC DATA Eff: 111.10 lm/W			
MODEL: PT-CDL-S38-DD-5C3P-4-38w-3500k		Imax(cd)	1532	S/MH(C0/180)	1.24
NOMINAL POWER(W)	38	LOR(%)	100.0	S/MH(C90/270)	1.22
RATED VOLTAGE(V)	120	TOTAL FLUX(lm)	3857.4	η UP,DN(C0-180)	0.2,51.2
NOMINAL FLUX(lm)	3857.42	CIE CLASS	DIRECT	η UP,DN(C180-360)	0.2,48.5
LAMPS INSIDE	1	η up(%)	0.4	CIBSE SHR NOM	1.25
TEST VOLTAGE(V)	120	η down(%)	99.6	CIBSE SHR MAX	1.35

LUMINOUS INTENSITY DISTRIBUTION DIAGRAM

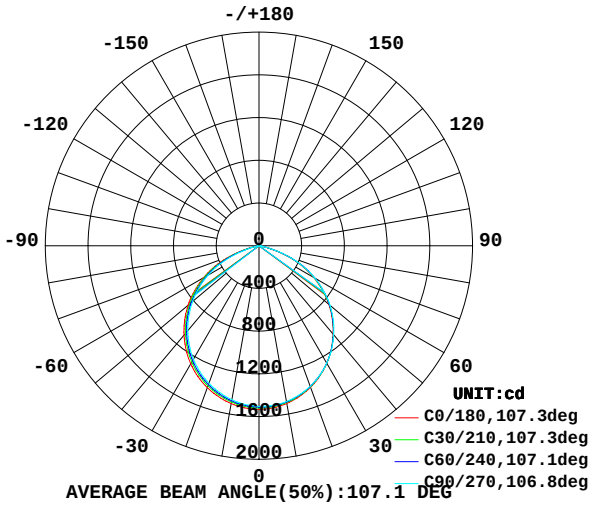

AVERAGE BEAM ANGLE(50%):107.1 DEG

C0 PLANE ISOLUX DIAGRAM (UNIT:lx)

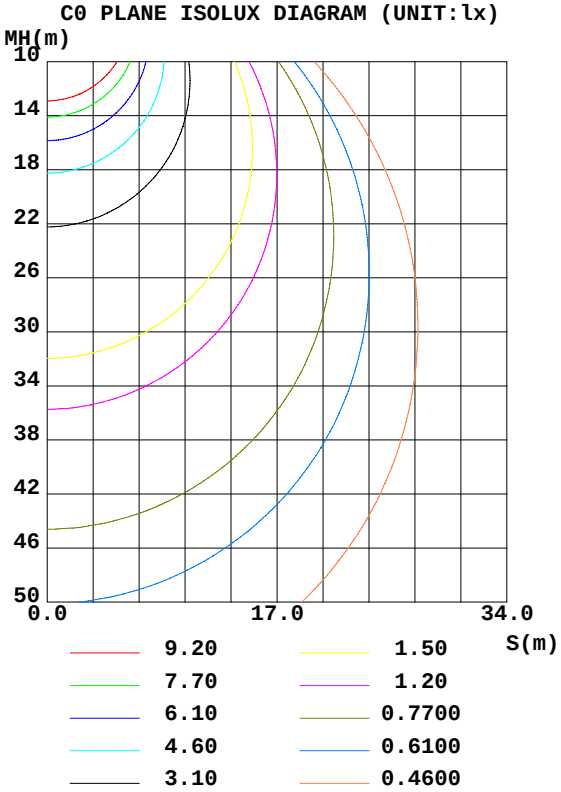

C Range: 0 - 360DEG
C Interval: 30.0DEG
Test Speed: HIGH
Temperature:25.3DEG
Operators:
Test Date:24 September 2026

γ Range: 0 - 180DEG
γ Interval: 1.0DEG
Test System:EVERFINE GO-2000A_V1 SYSTEM V2.0.295
Humidity:65.0%
Test Distance:14.200m [K=1.0000]
Remarks:

ZONAL FLUX DIAGRAM

ZONAL FLUX DIAGRAM:

γ	C0	C45	C90	C135	C180	C225	C270	C315	γ	Φ zone	Φ total	%lum,lamp
10	1500	1488	1481	1476	1501	1480	1464	1454	0- 10	142.6	142.6	3.7,3.7
20	1410	1404	1402	1400	1414	1390	1371	1358	10- 20	406.7	549.4	14.2,14.2
30	1271	1269	1270	1273	1277	1251	1228	1213	20- 30	612.5	1162	30.1,30.1
40	1082	1084	1088	1097	1092	1063	1037	1022	30- 40	729.8	1892	49,49
50	854.0	861.7	868.7	881.8	867.0	838.5	811.3	793.5	40- 50	741.5	2633	68.3,68.3
60	589.9	598.9	602.6	628.0	600.5	575.9	548.6	529.7	50- 60	641.2	3274	84.9,84.9
70	275.4	289.8	289.8	326.4	289.5	264.4	230.7	217.6	60- 70	428.8	3703	96,96
80	22.00	26.80	30.65	41.50	26.16	21.85	16.73	14.46	70- 80	132.7	3836	99.4,99.4
90	0	0	0	0.0004	0	0	0	0	80- 90	7.845	3844	99.6,99.6
100	0	0	0	0	0	0	0	0	90-100	0.0000	3844	99.6,99.6
110	0	0	0	0	0	0	0	0	100-110	0	3844	99.6,99.6
120	1.566	1.198	0.9122	0.8300	0.9241	1.104	1.270	1.325	110-120	0.3651	3844	99.7,99.7
130	3.279	2.892	2.652	2.511	2.640	2.763	2.956	2.979	120-130	1.771	3846	99.7,99.7
140	4.898	4.464	4.259	4.103	4.245	4.310	4.498	4.464	130-140	2.781	3849	99.8,99.8
150	6.195	5.816	5.649	5.495	5.650	5.641	5.809	5.716	140-150	3.167	3852	99.9,99.9
160	7.148	6.867	6.761	6.573	6.800	6.767	6.893	6.773	150-160	2.890	3855	99.9,99.9
170	7.830	7.650	7.550	7.443	7.765	7.636	7.657	7.570	160-170	2.036	3857	100,100
180	8.179	8.105	8.018	7.978	8.286	8.099	7.992	7.978	170-180	0.7449	3857	100,100
DEG	LUMINOUS INTENSITY:cd									UNIT:lm		

C Range: 0 - 360DEG
C Interval: 30.0DEG
Test Speed: HIGH
Temperature:25.3DEG
Operators:
Test Date:24 September 2026

γ Range: 0 - 180DEG
γ Interval: 1.0DEG
Test System:EVERFINE GO-2000A_V1 SYSTEM V2.0.295
Humidity:65.0%
Test Distance:14.200m [K=1.0000]
Remarks:

CU AND LUMINAIRE BUDGETARY ESTIMATE DIAGRAM

Test:U:120.7V I:0.2900A P:34.72W PF:0.9922 Lamp Flux:3857.42x1 lm		
NAME:	TYPE:	WEIGHT:
SPEC.:	DIM.:	SERIAL No.:
MFR.:	SUR.:	Shielding Angle:

ρcc	80%			70%			50%			30%			10%			0
ρw	50%	30%	10%	50%	30%	10%	50%	30%	10%	50%	30%	10%	50%	30%	10%	0
ρfc	20%			20%			20%			20%			20%			0
RCR	RCR:Room Cavity Ratio			Coefficients of Utilization(CU)												
0.0	1.19	1.19	1.19	1.16	1.16	1.16	1.11	1.11	1.11	1.06	1.06	1.06	1.02	1.02	1.02	.00
1.0	1.06	1.02	.99	1.04	1.00	.97	.99	.96	.94	.95	.93	.91	.92	.90	.88	.86
2.0	.93	.87	.82	.91	.86	.81	.88	.83	.79	.84	.80	.77	.81	.78	.75	.73
3.0	.82	.75	.69	.81	.74	.68	.78	.72	.67	.75	.70	.66	.72	.68	.64	.62
4.0	.73	.65	.59	.72	.64	.58	.69	.63	.57	.67	.61	.57	.65	.60	.56	.54
5.0	.66	.57	.51	.64	.56	.50	.62	.55	.50	.60	.54	.49	.59	.53	.49	.47
6.0	.59	.51	.44	.58	.50	.44	.56	.49	.44	.55	.48	.43	.53	.47	.43	.41
7.0	.54	.45	.39	.53	.45	.39	.51	.44	.39	.50	.43	.38	.48	.43	.38	.36
8.0	.49	.41	.35	.48	.40	.35	.47	.40	.35	.46	.39	.34	.45	.39	.34	.32
9.0	.45	.37	.32	.44	.37	.31	.43	.36	.31	.42	.36	.31	.41	.35	.31	.29
10.0	.42	.34	.29	.41	.34	.29	.40	.33	.28	.39	.33	.28	.38	.32	.28	.26

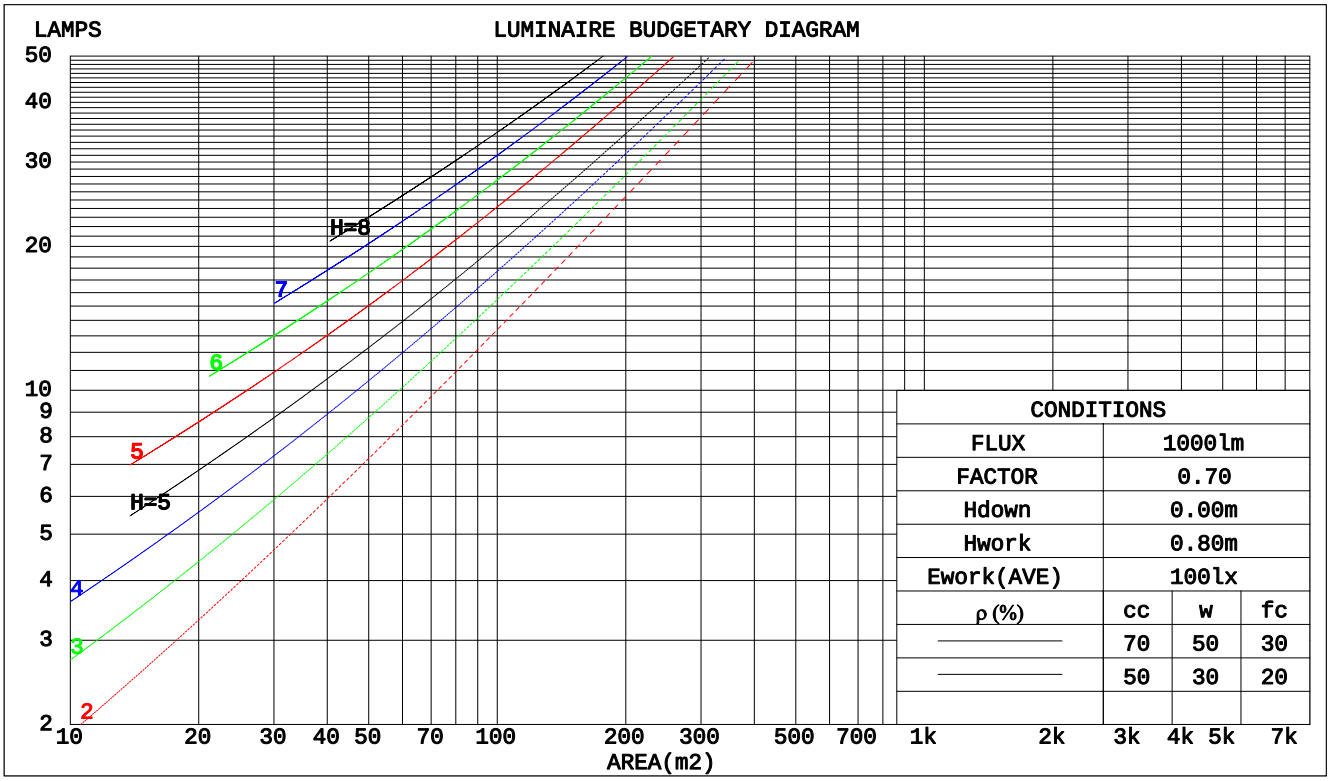

C Range: 0 - 360DEG
C Interval: 30.0DEG
Test Speed: HIGH
Temperature:25.3DEG
Operators:
Test Date:24 September 2026

γ Range: 0 - 180DEG
γ Interval: 1.0DEG
Test System:EVERFINE GO-2000A_V1 SYSTEM V2.0.295
Humidity:65.0%
Test Distance:14.200m [K=1.0000]
Remarks:

WEC AND CCEC

Test:U:120.7V I:0.2900A P:34.72W PF:0.9922 Lamp Flux:3857.42x1 lm		
NAME:	TYPE:	WEIGHT:
SPEC.:	DIM.:	SERIAL No.:
MFR.:	SUR.:	Shielding Angle:

ρcc	80%			70%			50%			30%			10%			0
ρw	50%	30%	10%	50%	30%	10%	50%	30%	10%	50%	30%	10%	50%	30%	10%	0
ρfc	20%			20%			20%			20%			20%			0
RCR	RCR:Room Cavity Ratio						Wall Exitance Coeffcients(WEC)									
0.0																
1.0	.271	.154	.049	.264	.151	.048	.251	.144	.046	.238	.137	.044	.227	.132	.042	
2.0	.265	.145	.044	.258	.142	.044	.247	.137	.043	.236	.132	.041	.226	.128	.040	
3.0	.250	.133	.040	.245	.131	.039	.235	.127	.039	.225	.123	.038	.216	.120	.037	
4.0	.234	.122	.036	.230	.120	.036	.220	.117	.035	.212	.114	.034	.204	.111	.034	
5.0	.219	.112	.032	.215	.110	.032	.207	.108	.032	.199	.105	.031	.192	.103	.031	
6.0	.205	.103	.029	.201	.101	.029	.194	.099	.029	.187	.097	.029	.181	.095	.028	
7.0	.192	.095	.027	.188	.094	.027	.182	.092	.026	.176	.090	.026	.170	.088	.026	
8.0	.180	.088	.025	.177	.087	.025	.171	.085	.024	.166	.084	.024	.160	.082	.024	
9.0	.169	.082	.023	.166	.081	.023	.161	.080	.023	.156	.078	.022	.152	.077	.022	
10.0	.160	.076	.021	.157	.076	.021	.152	.075	.021	.148	.073	.021	.144	.072	.021	

ρcc	80%			70%			50%			30%			10%			0
ρw	50%	30%	10%	50%	30%	10%	50%	30%	10%	50%	30%	10%	50%	30%	10%	0
ρfc	20%			20%			20%			20%			20%			0
RCR	RCR:Room Cavity Ratio						Ceiling Cavity Exitance Coefficients(CCEC)									
0.0	.193	.193	.193	.165	.165	.165	.113	.113	.113	.065	.065	.065	.021	.021	.021	
1.0	.180	.159	.140	.154	.137	.121	.106	.094	.083	.061	.054	.049	.019	.018	.016	
2.0	.171	.135	.104	.147	.116	.090	.101	.080	.063	.058	.047	.037	.019	.015	.012	
3.0	.163	.117	.080	.140	.101	.069	.096	.070	.049	.056	.041	.029	.018	.013	.009	
4.0	.156	.103	.063	.134	.089	.055	.092	.062	.039	.053	.036	.023	.017	.012	.008	
5.0	.149	.093	.052	.128	.080	.045	.088	.056	.032	.051	.033	.019	.016	.011	.006	
6.0	.142	.085	.043	.122	.073	.038	.084	.051	.027	.049	.030	.016	.016	.010	.005	
7.0	.136	.078	.037	.117	.067	.032	.081	.047	.023	.047	.028	.014	.015	.009	.004	
8.0	.129	.072	.032	.111	.062	.028	.077	.044	.020	.045	.026	.012	.015	.008	.004	
9.0	.124	.067	.029	.106	.058	.025	.074	.041	.018	.043	.024	.011	.014	.008	.003	
10.0	.118	.063	.026	.102	.054	.022	.071	.038	.016	.041	.023	.010	.013	.007	.003	

C Range: 0 - 360DEG
C Interval: 30.0DEG
Test Speed: HIGH
Temperature:25.3DEG
Operators:
Test Date:24 September 2026

γ Range: 0 - 180DEG
γ Interval: 1.0DEG
Test System:EVERFINE GO-2000A_V1 SYSTEM V2.0.295
Humidity:65.0%
Test Distance:14.200m [K=1.0000]
Remarks:

UGR(Unified Glare Rating) Table

Test:U:120.7V I:0.2900A P:34.72W PF:0.9922 Lamp Flux:3857.42x1 lm		
NAME:	TYPE:	WEIGHT:
SPEC.:	DIM.:	SERIAL No.:
MFR.:	SUR.:	Shielding Angle:

ceiling/cavity		0.7	0.7	0.5	0.5	0.3	0.7	0.7	0.5	0.5	0.3
walls		0.5	0.3	0.5	0.3	0.3	0.5	0.3	0.5	0.3	0.3
working plane		0.2	0.2	0.2	0.2	0.2	0.2	0.2	0.2	0.2	0.2
Room dimensions		Viewed crosswise					Viewed endwise				
x = 2H	y = 2H	33.0	34.4	33.2	34.6	34.8	33.0	34.5	33.3	34.7	34.9
	3H	34.0	35.3	34.3	35.5	35.8	34.1	35.4	34.4	35.6	35.9
	4H	34.1	35.3	34.4	35.6	35.8	34.2	35.5	34.5	35.7	36.0
	6H	34.0	35.2	34.3	35.5	35.7	34.2	35.4	34.5	35.6	35.9
	8H	34.0	35.1	34.3	35.4	35.7	34.1	35.3	34.5	35.6	35.9
	12H	33.9	35.0	34.3	35.3	35.6	34.1	35.2	34.4	35.5	35.8
4H	2H	33.5	34.7	33.8	35.0	35.2	33.5	34.8	33.9	35.0	35.3
	3H	34.6	35.7	34.9	36.0	36.3	34.7	35.8	35.0	36.1	36.4
	4H	34.7	35.7	35.1	36.0	36.4	34.9	35.9	35.2	36.2	36.5
	6H	34.7	35.6	35.1	35.9	36.3	34.8	35.7	35.2	36.1	36.4
	8H	34.6	35.5	35.1	35.8	36.2	34.8	35.6	35.2	36.0	36.4
	12H	34.6	35.3	35.0	35.7	36.1	34.8	35.5	35.2	35.9	36.3
8H	4H	34.7	35.5	35.2	35.9	36.3	34.9	35.7	35.3	36.0	36.4
	6H	34.7	35.4	35.2	35.8	36.2	34.9	35.5	35.3	35.9	36.4
	8H	34.7	35.3	35.1	35.7	36.1	34.8	35.4	35.3	35.8	36.3
	12H	34.6	35.1	35.1	35.6	36.1	34.8	35.3	35.3	35.7	36.2
12H	4H	34.7	35.4	35.1	35.8	36.2	34.8	35.6	35.3	36.0	36.4
	6H	34.7	35.3	35.1	35.7	36.1	34.8	35.4	35.3	35.8	36.3
	8H	34.6	35.1	35.1	35.6	36.1	34.8	35.3	35.3	35.7	36.2
Variations with the observer position at spacings:											
S = 1.0H		+ 0.3 / - 0.4					+ 0.3 / - 0.4				
1.5H		+ 0.3 / - 0.5					+ 0.3 / - 0.5				
2.0H		+ 0.5 / - 0.5					+ 0.5 / - 0.6				

CIE Pub.117 Corrected 3857 lm Total Lamp Luminous Flux.(8log(F/F0) = 4.7)

C Range: 0 - 360DEG
C Interval: 30.0DEG
Test Speed: HIGH
Temperature:25.3DEG
Operators:
Test Date:24 September 2026

γ Range: 0 - 180DEG
γ Interval: 1.0DEG
Test System:EVERFINE GO-2000A_V1 SYSTEM V2.0.295
Humidity:65.0%
Test Distance:14.200m [K=1.0000]
Remarks:

UTILIZATION FACTORS TABLE

Test:U:120.7V I:0.2900A P:34.72W PF:0.9922 Lamp Flux:3857.42x1 lm		
NAME:	TYPE:	WEIGHT:
SPEC.:	DIM.:	SERIAL No.:
MFR.:	SUR.:	Shielding Angle:

REFLECTANCE										
Ceiling	0.8	0.8	0.8	0.7	0.7	0.7	0.5	0.5	0.5	0
Walls	0.7	0.5	0.3	0.7	0.5	0.3	0.7	0.5	0.3	0
Working plane	0.2	0.2	0.2	0.2	0.2	0.2	0.2	0.2	0.2	0
ROOM INDEX	UTILIZATION FACTORS(PERCENT) k(RI) x RCR = 5									
k = 0.60	60	48	42	59	48	42	58	48	41	35
0.80	70	59	52	69	59	52	67	58	51	45
1.00	79	68	61	78	68	61	75	69	61	54
1.25	86	76	70	85	75	69	82	74	68	61
1.50	91	82	75	89	81	75	86	79	74	67
2.00	97	90	84	96	89	83	92	86	82	74
2.50	101	94	89	99	93	88	95	90	86	78
3.00	104	98	93	102	97	92	98	94	90	82
4.00	108	103	99	106	101	97	101	98	95	86
5.00	110	106	102	108	104	101	103	100	98	89
ROOM INDEX	UF(total)									Direct
According to DIN EN 13032-2 2004				Suspended					SHRNOM = 1.25	

C Range: 0 - 360DEG
C Interval: 30.0DEG
Test Speed: HIGH
Temperature:25.3DEG
Operators:
Test Date:24 September 2026

γ Range: 0 - 180DEG
γ Interval: 1.0DEG
Test System:EVERFINE GO-2000A_V1 SYSTEM V2.0.295
Humidity:65.0%
Test Distance:14.200m [K=1.0000]
Remarks:

ISOCANDELA DIAGRAM

Test:U:120.7V I:0.2900A P:34.72W PF:0.9922 Lamp Flux:3857.42x1 lm		
NAME:	TYPE:	WEIGHT:
SPEC.:	DIM.:	SERIAL No.:
MFR.:	SUR.:	Shielding Angle:

Conical surface Flux(90deg):
2267.7 lm
%lum = 58.8%
%lamp = 58.8%

Conical surface Flux(120deg):
3274.3 lm
%lum = 84.9%
%lamp = 84.9%

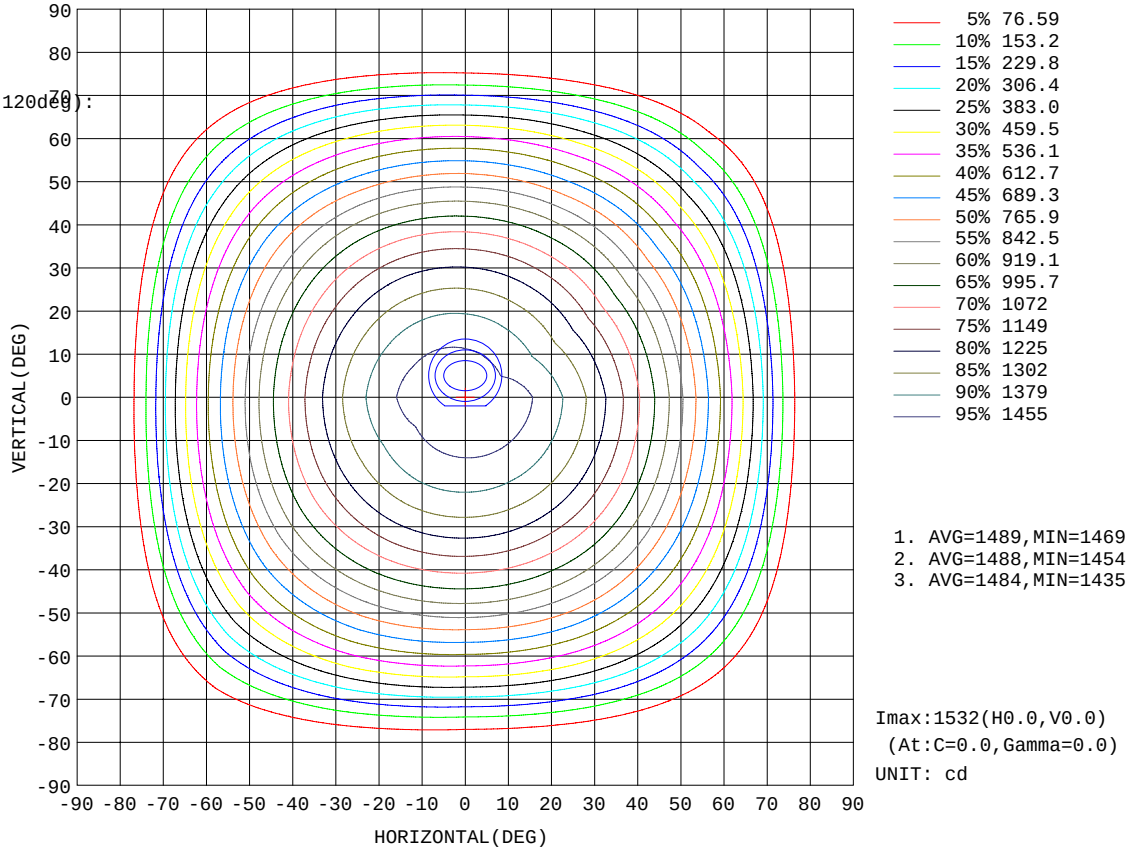

1. AVG=1489,MIN=1469
2. AVG=1488,MIN=1454
3. AVG=1484,MIN=1435

Imax:1532(H0.0,V0.0)
(At:C=0.0,Gamma=0.0)
UNIT: cd

C Range: 0 - 360DEG
C Interval: 30.0DEG
Test Speed: HIGH
Temperature:25.3DEG
Operators:
Test Date:24 September 2026

γ Range: 0 - 180DEG
γ Interval: 1.0DEG
Test System:EVERFINE GO-2000A_V1 SYSTEM V2.0.295
Humidity:65.0%
Test Distance:14.200m [K=1.0000]
Remarks:

AAI Figure

Test:U:120.7V I:0.2900A P:34.72W PF:0.9922 Lamp Flux:3857.42x1 lm		
NAME:	TYPE:	WEIGHT:
SPEC.:	DIM.:	SERIAL No.:
MFR.:	SUR.:	Shielding Angle:

Flux out:2841 lm

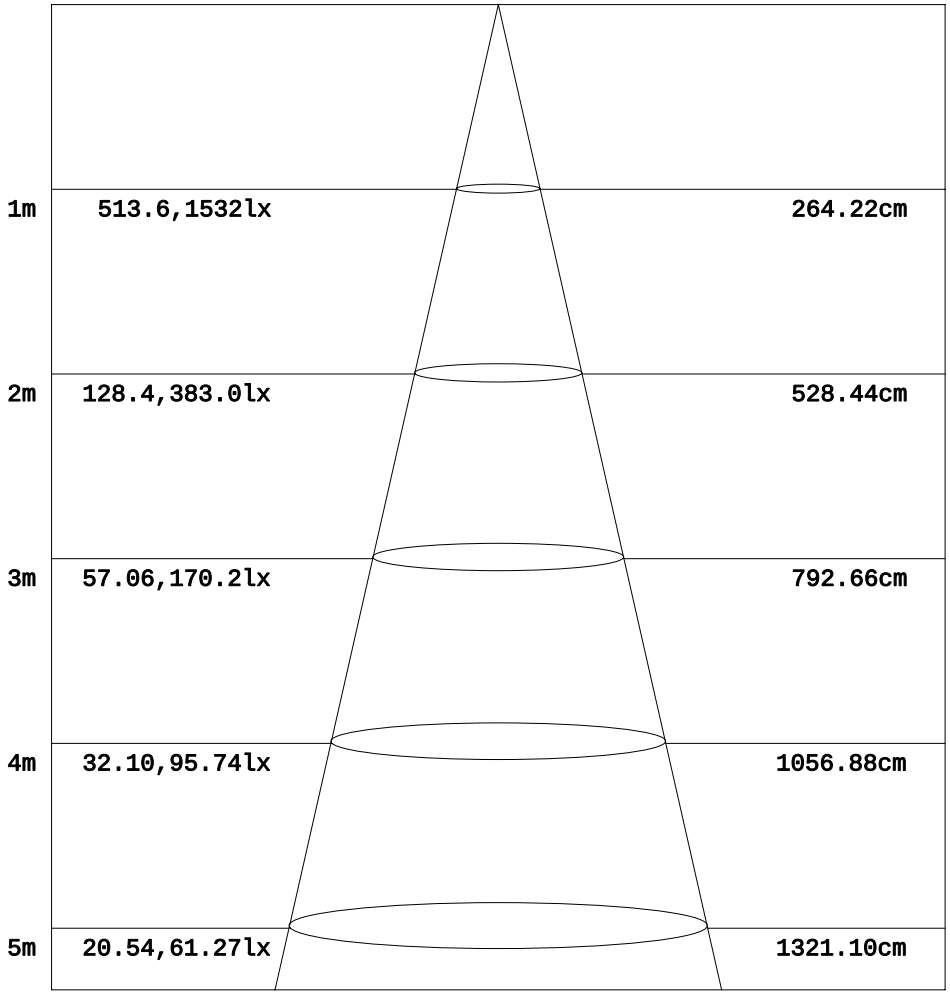

Note:The Curves indicate the illuminated area and the average illumination when the luminaire is at different distance.

C Range: 0 - 360DEG
C Interval: 30.0DEG
Test Speed: HIGH
Temperature:25.3DEG
Operators:
Test Date:24 September 2026

γ Range: 0 - 180DEG
γ Interval: 1.0DEG
Test System:EVERFINE GO-2000A_V1 SYSTEM V2.0.295
Humidity:65.0%
Test Distance:14.200m [K=1.0000]
Remarks:

ISOLUX DIAGRAM

Test:U:120.7V I:0.2900A P:34.72W PF:0.9922 Lamp Flux:3857.42x1 lm		
NAME:	TYPE:	WEIGHT:
SPEC.:	DIM.:	SERIAL No.:
MFR.:	SUR.:	Shielding Angle:

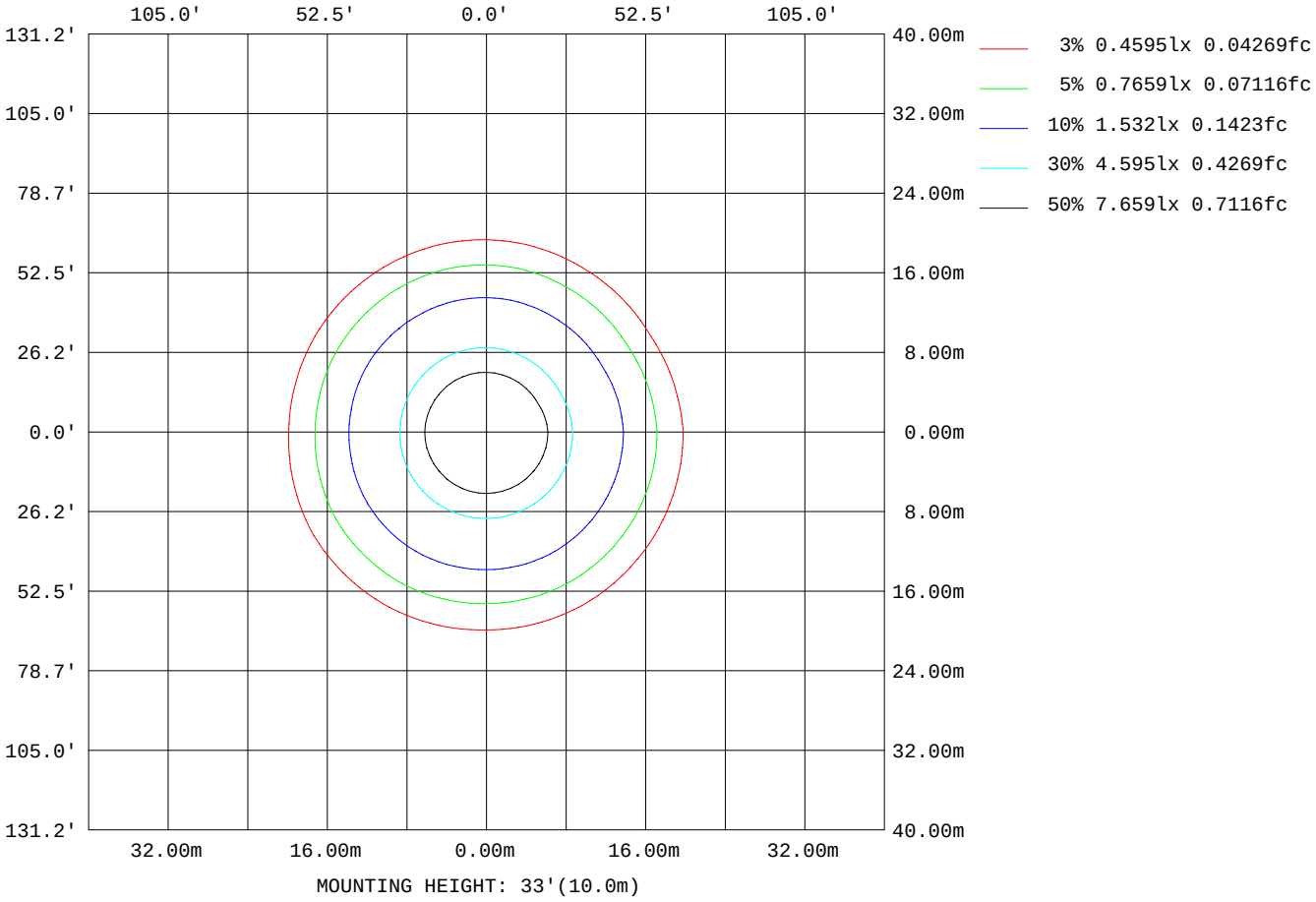

C Range: 0 - 360DEG
C Interval: 30.0DEG
Test Speed: HIGH
Temperature:25.3DEG
Operators:
Test Date:24 September 2026

γ Range: 0 - 180DEG
γ Interval: 1.0DEG
Test System:EVERFINE GO-2000A_V1 SYSTEM V2.0.295
Humidity:65.0%
Test Distance:14.200m [K=1.0000]
Remarks:

LED Avg.L Report

Test:U:120.7V I:0.2900A P:34.72W PF:0.9922 Lamp Flux:3857.42x1 lm		
NAME:	TYPE:	WEIGHT:
SPEC.:	DIM.:	SERIAL No.:
MFR.:	SUR.:	Shielding Angle:

AvgL	cd/m2
L_0~180(65)av	264790
L_0~180(75)av	113756
L_0~180(85)av	13515
L_90~270(65)av	251828
L_90~270(75)av	100344
L_90~270(85)av	16001
L_45(65)av	258678
L_45(75)av	111990
L_45(85)av	15528

Standard: GB/T 29293-2012

C Range: 0 - 360DEG
C Interval: 30.0DEG
Test Speed: HIGH
Temperature:25.3DEG
Operators:
Test Date:24 September 2026

γ Range: 0 - 180DEG
γ Interval: 1.0DEG
Test System:EVERFINE GO-2000A_V1 SYSTEM V2.0.295
Humidity:65.0%
Test Distance:14.200m [K=1.0000]
Remarks:

Planar Illuminance Curve

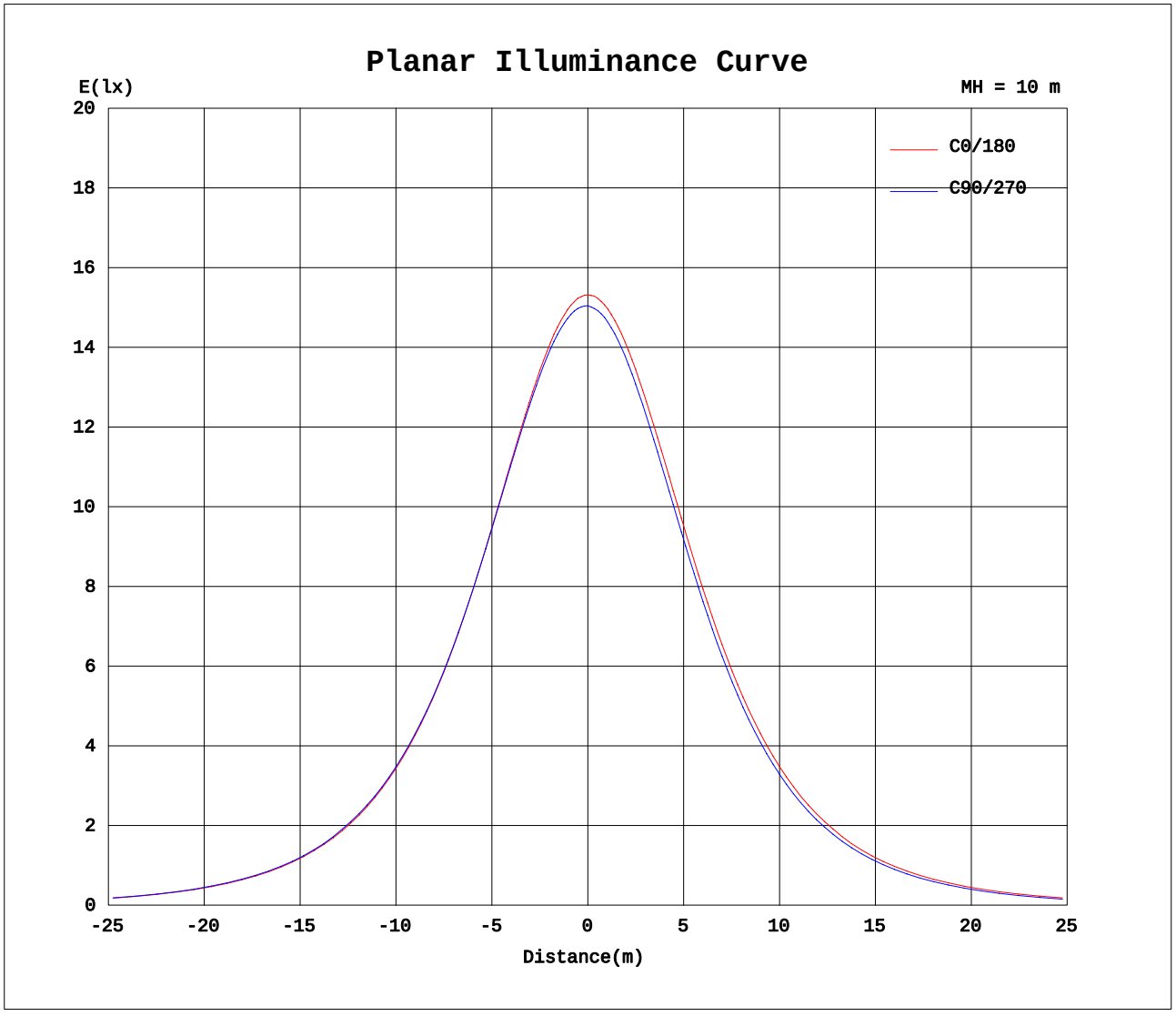

C Range: 0 - 360DEG
C Interval: 30.0DEG
Test Speed: HIGH
Temperature:25.3DEG
Operators:
Test Date:24 September 2026

γ Range: 0 - 180DEG
γ Interval: 1.0DEG
Test System:EVERFINE GO-2000A_V1 SYSTEM V2.0.295
Humidity:65.0%
Test Distance:14.200m [K=1.0000]
Remarks:

LUMINOUS DISTRIBUTION INTENSITY DATA

Test:U:120.7V I:0.2900A P:34.72W PF:0.9922 Lamp Flux:3857.42x1 lm		
NAME:	TYPE:	WEIGHT:
SPEC.:	DIM.:	SERIAL No.:
MFR.:	SUR.:	Shielding Angle:

Table--1 UNIT: cd

γ (DEG) \ C(DEG)	0	30	60	90	120	150	180	210	240	270	300	330
0	1532	1520	1512	1504	1498	1493	1532	1520	1512	1504	1498	1493
5	1523	1513	1506	1500	1497	1493	1524	1510	1500	1492	1485	1481
10	1500	1491	1486	1481	1478	1474	1501	1486	1475	1464	1457	1452
15	1461	1455	1450	1448	1447	1444	1463	1448	1436	1423	1415	1410
20	1410	1406	1403	1402	1402	1399	1414	1397	1384	1371	1360	1356
25	1346	1344	1342	1342	1344	1342	1353	1334	1319	1305	1294	1290
30	1271	1270	1268	1270	1274	1273	1277	1258	1243	1228	1215	1211
35	1181	1182	1182	1184	1190	1192	1190	1170	1154	1138	1125	1121
40	1082	1084	1084	1088	1096	1099	1092	1071	1055	1037	1024	1019
45	972	977	978	983	992	996	984	963	947	929	915	910
50	854	861	862	869	879	884	867	847	830	811	794	793
55	727	729	737	738	757	758	735	722	699	685	665	666
60	590	595	603	603	626	630	601	587	565	549	530	530
65	442	449	457	454	482	491	454	440	418	397	382	378
70	275	288	292	290	318	335	290	273	256	231	219	216
75	112	123	128	127	152	167	123	111	97.9	80.3	72.7	70.2
80	22.0	25.5	28.1	30.6	38.9	44.1	26.2	23.6	20.1	16.7	14.9	14.1
85	4.75	5.38	5.81	6.56	7.44	7.73	4.68	5.08	5.12	4.60	3.67	2.84
90	0.00	0.00	0.00	0.00	0.00	0.00	0.00	0.00	0.00	0.00	0.00	0.00
95	0.00	0.00	0.00	0.00	0.00	0.00	0.00	0.00	0.00	0.00	0.00	0.00
100	0.00	0.00	0.00	0.00	0.00	0.00	0.00	0.00	0.00	0.00	0.00	0.00
105	0.00	0.00	0.00	0.00	0.00	0.00	0.00	0.00	0.00	0.00	0.00	0.00
110	0.00	0.00	0.00	0.00	0.00	0.00	0.00	0.00	0.00	0.00	0.00	0.00
115	0.66	0.40	0.20	0.04	0.00	0.00	0.06	0.15	0.28	0.36	0.46	0.44
120	1.57	1.31	1.08	0.91	0.79	0.87	0.92	1.03	1.18	1.27	1.33	1.32
125	2.45	2.20	1.94	1.80	1.66	1.73	1.83	1.90	2.02	2.14	2.18	2.15
130	3.28	3.03	2.76	2.65	2.48	2.54	2.64	2.69	2.84	2.96	3.00	2.96
135	4.11	3.84	3.56	3.44	3.28	3.35	3.47	3.49	3.64	3.75	3.76	3.72
140	4.90	4.57	4.36	4.26	4.08	4.12	4.24	4.24	4.38	4.50	4.50	4.43
145	5.58	5.29	5.07	4.98	4.81	4.86	4.97	4.94	5.05	5.19	5.15	5.07
150	6.20	5.92	5.72	5.65	5.46	5.53	5.65	5.59	5.69	5.81	5.77	5.66
155	6.72	6.48	6.31	6.23	6.05	6.09	6.25	6.18	6.27	6.38	6.35	6.20
160	7.15	6.94	6.80	6.76	6.56	6.59	6.80	6.73	6.80	6.89	6.85	6.69
165	7.51	7.36	7.20	7.20	7.03	7.04	7.31	7.20	7.26	7.32	7.28	7.13
170	7.83	7.71	7.59	7.55	7.43	7.46	7.76	7.64	7.63	7.66	7.64	7.50
175	8.03	8.01	7.91	7.82	7.76	7.79	8.05	7.96	7.91	7.84	7.87	7.79
180	8.18	8.18	8.03	8.02	8.01	7.95	8.29	8.11	8.09	7.99	7.99	7.96

C Range: 0 - 360DEG
C Interval: 30.0DEG
Test Speed: HIGH
Temperature:25.3DEG
Operators:
Test Date:24 September 2026

γ Range: 0 - 180DEG
γ Interval: 1.0DEG
Test System:EVERFINE GO-2000A_V1 SYSTEM V2.0.295
Humidity:65.0%
Test Distance:14.200m [K=1.0000]
Remarks: