LUMINAIRE PHOTOMETRIC TEST REPORT

Test:U:120.7V I:0.2915A P:34.92W PF:0.9929 Lamp Flux:3827.42x1 lm		
NAME:	TYPE:	WEIGHT:
SPEC.:	DIM.:	SERIAL No.:
MFR.:	SUR.:	Shielding Angle:

DATA OF LAMP		PHOTOMETRIC DATA Eff: 109.60 lm/W			
MODEL: PT-CDL-S-38-DD-5C3P-4-38w-4000k		Imax(cd)	1503	S/MH(C0/180)	1.24
NOMINAL POWER(W)	38	LOR(%)	100.0	S/MH(C90/270)	1.22
RATED VOLTAGE(V)	120	TOTAL FLUX(lm)	3827.4	η UP,DN(C0-180)	0.2,51.1
NOMINAL FLUX(lm)	3827.42	CIE CLASS	DIRECT	η UP,DN(C180-360)	0.2,48.5
LAMPS INSIDE	1	η up(%)	0.4	CIBSE SHR NOM	1.25
TEST VOLTAGE(V)	120	η down(%)	99.6	CIBSE SHR MAX	1.35

LUMINOUS INTENSITY DISTRIBUTION DIAGRAM

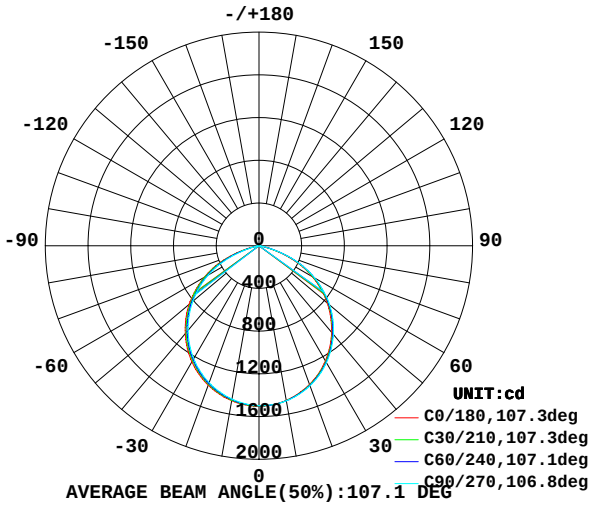

AVERAGE BEAM ANGLE(50%):107.1 DEG

C0 PLANE ISOLUX DIAGRAM (UNIT:lx)

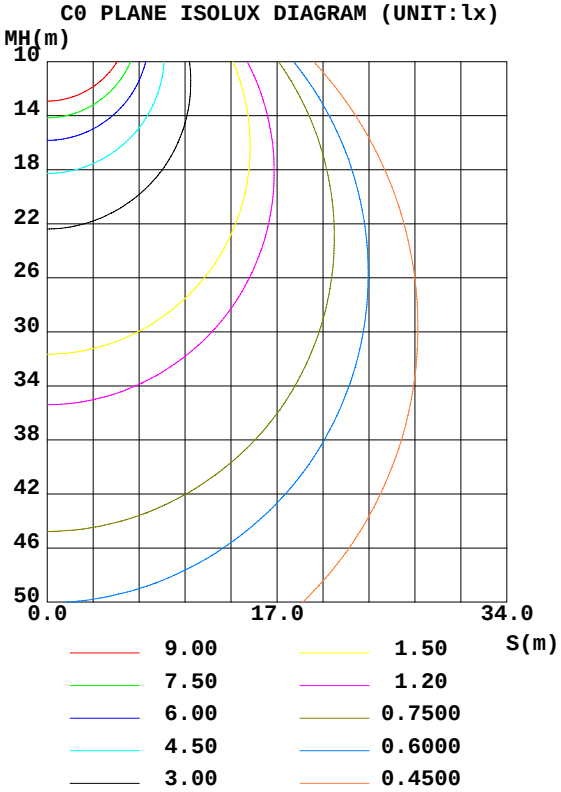

C Range: 0 - 360DEG
C Interval: 30.0DEG
Test Speed: HIGH
Temperature:25.3DEG
Operators:
Test Date:24 September 2026

γ Range: 0 - 180DEG
γ Interval: 1.0DEG
Test System:EVERFINE GO-2000A_V1 SYSTEM V2.0.295
Humidity:65.0%
Test Distance:14.200m [K=1.0000]
Remarks:

ZONAL FLUX DIAGRAM

ZONAL FLUX DIAGRAM:

γ	C0	C45	C90	C135	C180	C225	C270	C315	γ	Φ zone	Φ total	%lum,lamp
10	1470	1472	1474	1475	1473	1466	1458	1453	0- 10	141.5	141.5	3.7,3.7
20	1382	1389	1395	1399	1390	1377	1365	1357	10- 20	403.6	545.1	14.2,14.2
30	1244	1255	1264	1272	1256	1239	1222	1212	20- 30	607.9	1153	30.1,30.1
40	1058	1072	1084	1097	1074	1054	1034	1020	30- 40	724.3	1877	49.1,49.1
50	833.7	851.7	864.2	881.7	854.8	831.5	808.3	792.6	40- 50	736.0	2613	68.3,68.3
60	574.0	591.3	599.6	628.5	594.2	572.0	547.2	528.9	50- 60	636.4	3250	84.9,84.9
70	263.2	284.3	287.8	326.8	288.4	262.6	229.2	216.3	60- 70	425.3	3675	96,96
80	20.29	25.92	30.39	41.70	27.26	21.97	16.68	14.38	70- 80	131.1	3806	99.4,99.4
90	0	0	0	0.0006	0	0	0	0	80- 90	7.776	3814	99.6,99.6
100	0	0	0	0	0	0	0	0	90-100	0.0000	3814	99.6,99.6
110	0	0	0	0	0	0	0	0	100-110	0	3814	99.6,99.6
120	1.483	1.145	0.8994	0.8165	0.7500	1.023	1.244	1.325	110-120	0.3369	3814	99.7,99.7
130	3.184	2.804	2.586	2.496	2.451	2.671	2.931	2.965	120-130	1.720	3816	99.7,99.7
140	4.711	4.370	4.192	4.097	4.018	4.224	4.457	4.472	130-140	2.723	3819	99.8,99.8
150	5.997	5.695	5.624	5.475	5.357	5.515	5.754	5.710	140-150	3.117	3822	99.9,99.9
160	6.934	6.733	6.681	6.552	6.507	6.633	6.840	6.747	150-160	2.844	3825	99.9,99.9
170	7.603	7.503	7.470	7.410	7.443	7.489	7.590	7.543	160-170	2.005	3827	100,100
180	7.925	7.972	7.965	7.945	7.965	7.965	7.938	7.965	170-180	0.7341	3827	100,100
DEG	LUMINOUS INTENSITY:cd									UNIT:lm		

C Range: 0 - 360DEG
C Interval: 30.0DEG
Test Speed: HIGH
Temperature:25.3DEG
Operators:
Test Date:24 September 2026

γ Range: 0 - 180DEG
γ Interval: 1.0DEG
Test System:EVERFINE GO-2000A_V1 SYSTEM V2.0.295
Humidity:65.0%
Test Distance:14.200m [K=1.0000]
Remarks:

CU AND LUMINAIRE BUDGETARY ESTIMATE DIAGRAM

Test:U:120.7V I:0.2915A P:34.92W PF:0.9929 Lamp Flux:3827.42x1 lm		
NAME:	TYPE:	WEIGHT:
SPEC.:	DIM.:	SERIAL No.:
MFR.:	SUR.:	Shielding Angle:

ρcc	80%			70%			50%			30%			10%			0
ρw	50%	30%	10%	50%	30%	10%	50%	30%	10%	50%	30%	10%	50%	30%	10%	0
ρfc	20%			20%			20%			20%			20%			0
RCR	RCR:Room Cavity Ratio			Coefficients of Utilization(CU)												
0.0	1.19	1.19	1.19	1.16	1.16	1.16	1.11	1.11	1.11	1.06	1.06	1.06	1.02	1.02	1.02	.00
1.0	1.06	1.02	.99	1.04	1.00	.97	.99	.96	.94	.95	.93	.91	.92	.90	.88	.86
2.0	.93	.87	.82	.91	.86	.81	.88	.83	.79	.84	.80	.77	.81	.78	.75	.73
3.0	.82	.75	.69	.81	.74	.68	.78	.72	.67	.75	.70	.66	.73	.68	.64	.62
4.0	.73	.65	.59	.72	.64	.58	.69	.63	.57	.67	.61	.57	.65	.60	.56	.54
5.0	.66	.57	.51	.64	.56	.50	.62	.55	.50	.60	.54	.49	.59	.53	.49	.47
6.0	.59	.51	.44	.58	.50	.44	.56	.49	.44	.55	.48	.43	.53	.47	.43	.41
7.0	.54	.45	.39	.53	.45	.39	.51	.44	.39	.50	.43	.38	.48	.43	.38	.36
8.0	.49	.41	.35	.48	.40	.35	.47	.40	.35	.46	.39	.34	.45	.39	.34	.32
9.0	.45	.37	.32	.44	.37	.31	.43	.36	.31	.42	.36	.31	.41	.35	.31	.29
10.0	.42	.34	.29	.41	.34	.29	.40	.33	.28	.39	.33	.28	.38	.32	.28	.26

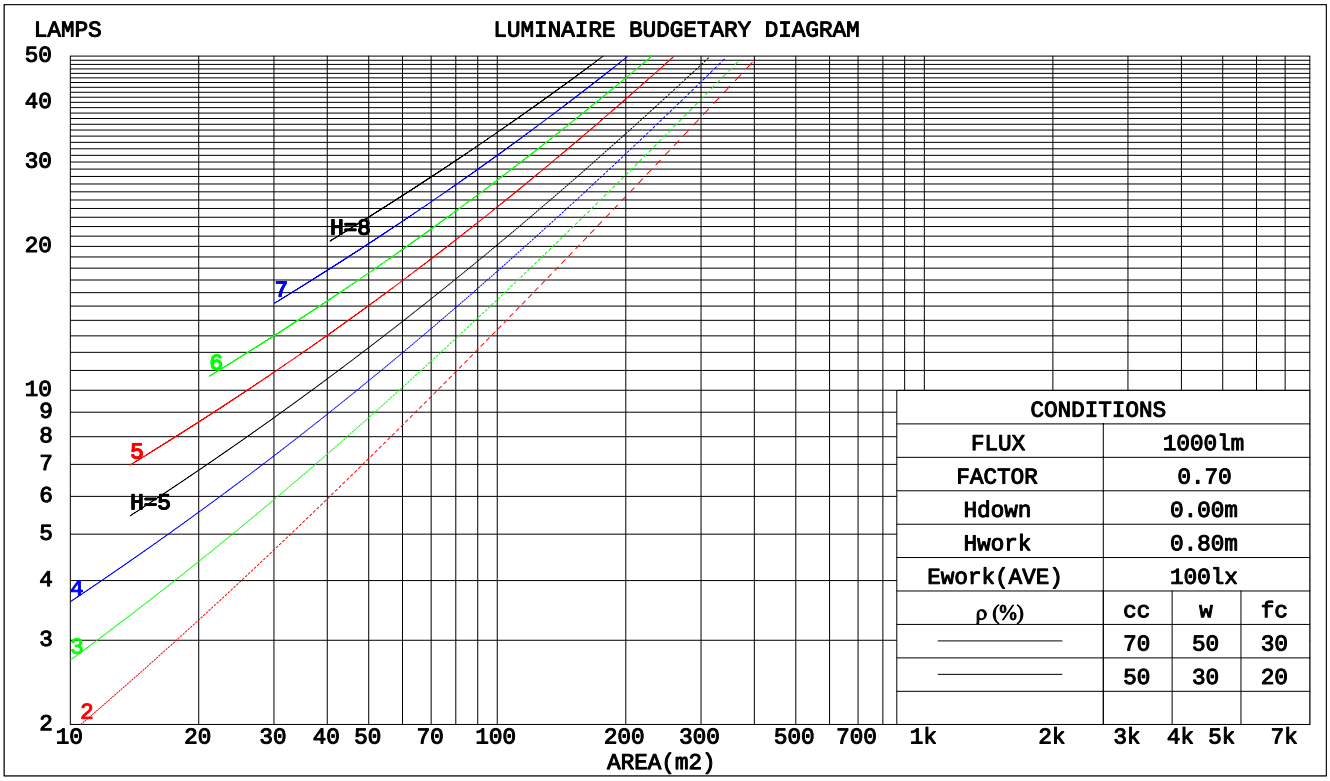

C Range: 0 - 360DEG
C Interval: 30.0DEG
Test Speed: HIGH
Temperature:25.3DEG
Operators:
Test Date:24 September 2026

γ Range: 0 - 180DEG
γ Interval: 1.0DEG
Test System:EVERFINE GO-2000A_V1 SYSTEM V2.0.295
Humidity:65.0%
Test Distance:14.200m [K=1.0000]
Remarks:

WEC AND CCEC

Test:U:120.7V I:0.2915A P:34.92W PF:0.9929 Lamp Flux:3827.42x1 lm		
NAME:	TYPE:	WEIGHT:
SPEC.:	DIM.:	SERIAL No.:
MFR.:	SUR.:	Shielding Angle:

ρcc	80%			70%			50%			30%			10%			0
ρw	50%	30%	10%	50%	30%	10%	50%	30%	10%	50%	30%	10%	50%	30%	10%	0
ρfc	20%			20%			20%			20%			20%			0
RCR	RCR:Room Cavity Ratio						Wall Exitance Coeffcients(WEC)									
0.0																
1.0	.271	.154	.049	.264	.150	.048	.250	.144	.046	.238	.137	.044	.227	.132	.042	
2.0	.265	.145	.044	.258	.142	.044	.247	.137	.043	.236	.132	.041	.226	.128	.040	
3.0	.250	.133	.040	.245	.131	.039	.234	.127	.039	.225	.123	.038	.216	.120	.037	
4.0	.234	.122	.036	.230	.120	.036	.220	.117	.035	.212	.114	.034	.204	.111	.034	
5.0	.219	.112	.032	.215	.110	.032	.207	.108	.032	.199	.105	.031	.192	.103	.031	
6.0	.205	.103	.029	.201	.101	.029	.194	.099	.029	.187	.097	.029	.181	.095	.028	
7.0	.192	.095	.027	.188	.094	.027	.182	.092	.026	.176	.090	.026	.170	.088	.026	
8.0	.180	.088	.025	.177	.087	.025	.171	.085	.024	.166	.084	.024	.160	.082	.024	
9.0	.169	.082	.023	.166	.081	.023	.161	.080	.023	.156	.078	.022	.152	.077	.022	
10.0	.160	.076	.021	.157	.076	.021	.152	.075	.021	.148	.073	.021	.144	.072	.021	

ρcc	80%			70%			50%			30%			10%			0
ρw	50%	30%	10%	50%	30%	10%	50%	30%	10%	50%	30%	10%	50%	30%	10%	0
ρfc	20%			20%			20%			20%			20%			0
RCR	RCR:Room Cavity Ratio						Ceiling Cavity Exitance Coefficients(CCEC)									
0.0	.193	.193	.193	.165	.165	.165	.113	.113	.113	.065	.065	.065	.021	.021	.021	
1.0	.180	.159	.140	.154	.137	.121	.106	.094	.083	.061	.054	.049	.019	.018	.016	
2.0	.171	.135	.104	.147	.116	.090	.101	.080	.063	.058	.047	.037	.019	.015	.012	
3.0	.163	.117	.080	.140	.101	.069	.096	.070	.049	.056	.041	.029	.018	.013	.009	
4.0	.156	.103	.063	.134	.089	.055	.092	.062	.039	.053	.036	.023	.017	.012	.008	
5.0	.149	.093	.052	.128	.080	.045	.088	.056	.032	.051	.033	.019	.016	.011	.006	
6.0	.142	.084	.043	.122	.073	.038	.084	.051	.027	.049	.030	.016	.016	.010	.005	
7.0	.135	.078	.037	.117	.067	.032	.081	.047	.023	.047	.028	.014	.015	.009	.004	
8.0	.129	.072	.032	.111	.062	.028	.077	.044	.020	.045	.026	.012	.014	.008	.004	
9.0	.124	.067	.029	.106	.058	.025	.074	.041	.018	.043	.024	.011	.014	.008	.003	
10.0	.118	.063	.026	.102	.054	.022	.071	.038	.016	.041	.023	.009	.013	.007	.003	

C Range: 0 - 360DEG
C Interval: 30.0DEG
Test Speed: HIGH
Temperature:25.3DEG
Operators:
Test Date:24 September 2026

γ Range: 0 - 180DEG
γ Interval: 1.0DEG
Test System:EVERFINE GO-2000A_V1 SYSTEM V2.0.295
Humidity:65.0%
Test Distance:14.200m [K=1.0000]
Remarks:

UGR(Unified Glare Rating) Table

Test:U:120.7V I:0.2915A P:34.92W PF:0.9929 Lamp Flux:3827.42x1 lm		
NAME:	TYPE:	WEIGHT:
SPEC.:	DIM.:	SERIAL No.:
MFR.:	SUR.:	Shielding Angle:

ceiling/cavity	0.7	0.7	0.5	0.5	0.3	0.7	0.7	0.5	0.5	0.3
walls	0.5	0.3	0.5	0.3	0.3	0.5	0.3	0.5	0.3	0.3
working plane	0.2	0.2	0.2	0.2	0.2	0.2	0.2	0.2	0.2	0.2
Room dimensions	Viewed crosswise					Viewed endwise				
x = 2H y = 2H	32.8	34.3	33.1	34.5	34.7	33.0	34.5	33.3	34.7	34.9
3H	33.8	35.1	34.1	35.4	35.6	34.1	35.4	34.4	35.6	35.9
4H	33.9	35.2	34.2	35.4	35.7	34.2	35.5	34.5	35.7	36.0
6H	33.9	35.0	34.2	35.3	35.6	34.2	35.3	34.5	35.6	35.9
8H	33.8	34.9	34.1	35.2	35.5	34.1	35.2	34.5	35.5	35.8
12H	33.8	34.8	34.1	35.1	35.4	34.1	35.2	34.4	35.4	35.8
4H 2H	33.4	34.6	33.7	34.9	35.1	33.5	34.8	33.8	35.0	35.3
3H	34.4	35.5	34.8	35.8	36.1	34.6	35.7	35.0	36.0	36.3
4H	34.6	35.6	35.0	35.9	36.2	34.8	35.8	35.2	36.1	36.5
6H	34.5	35.4	34.9	35.8	36.1	34.8	35.7	35.2	36.0	36.4
8H	34.5	35.3	34.9	35.7	36.1	34.8	35.6	35.2	35.9	36.3
12H	34.4	35.2	34.9	35.6	36.0	34.7	35.5	35.2	35.9	36.3
8H 4H	34.6	35.4	35.0	35.8	36.2	34.8	35.6	35.2	36.0	36.4
6H	34.6	35.2	35.0	35.6	36.1	34.8	35.5	35.3	35.9	36.3
8H	34.5	35.1	35.0	35.5	36.0	34.8	35.4	35.3	35.8	36.3
12H	34.5	35.0	35.0	35.4	35.9	34.8	35.3	35.2	35.7	36.2
12H 4H	34.6	35.3	35.0	35.7	36.1	34.8	35.5	35.2	35.9	36.3
6H	34.5	35.1	35.0	35.5	36.0	34.8	35.4	35.2	35.8	36.3
8H	34.5	35.0	35.0	35.4	35.9	34.8	35.3	35.2	35.7	36.2
Variations with the observer position at spacings:										
S = 1.0H	+ 0.3 / - 0.4					+ 0.3 / - 0.4				
1.5H	+ 0.3 / - 0.5					+ 0.3 / - 0.5				
2.0H	+ 0.5 / - 0.5					+ 0.5 / - 0.6				

CIE Pub.117 Corrected 3827 lm Total Lamp Luminous Flux.(8log(F/F0) = 4.7)

C Range: 0 - 360DEG
C Interval: 30.0DEG
Test Speed: HIGH
Temperature:25.3DEG
Operators:
Test Date:24 September 2026

γ Range: 0 - 180DEG
γ Interval: 1.0DEG
Test System:EVERFINE GO-2000A_V1 SYSTEM V2.0.295
Humidity:65.0%
Test Distance:14.200m [K=1.0000]
Remarks:

UTILIZATION FACTORS TABLE

Test:U:120.7V I:0.2915A P:34.92W PF:0.9929 Lamp Flux:3827.42x1 lm		
NAME:	TYPE:	WEIGHT:
SPEC.:	DIM.:	SERIAL No.:
MFR.:	SUR.:	Shielding Angle:

REFLECTANCE										
Ceiling	0.8	0.8	0.8	0.7	0.7	0.7	0.5	0.5	0.5	0
Walls	0.7	0.5	0.3	0.7	0.5	0.3	0.7	0.5	0.3	0
Working plane	0.2	0.2	0.2	0.2	0.2	0.2	0.2	0.2	0.2	0
ROOM INDEX	UTILIZATION FACTORS(PERCENT) k(RI) x RCR = 5									
k = 0.60	60	48	42	59	48	42	58	48	41	35
0.80	70	59	52	69	59	52	67	58	51	45
1.00	79	68	62	78	68	61	75	69	61	54
1.25	86	76	70	85	75	69	82	74	68	61
1.50	91	82	75	89	81	75	86	79	74	67
2.00	97	90	84	96	89	83	92	86	82	74
2.50	101	94	89	99	93	88	95	90	86	78
3.00	104	98	93	102	97	92	98	94	90	82
4.00	108	103	99	106	101	97	101	98	95	86
5.00	110	106	102	108	104	101	103	100	98	89
ROOM INDEX	UF(total)									Direct
According to DIN EN 13032-2 2004				Suspended					SHRNOM = 1.25	

C Range: 0 - 360DEG
C Interval: 30.0DEG
Test Speed: HIGH
Temperature:25.3DEG
Operators:
Test Date:24 September 2026

γ Range: 0 - 180DEG
γ Interval: 1.0DEG
Test System:EVERFINE GO-2000A_V1 SYSTEM V2.0.295
Humidity:65.0%
Test Distance:14.200m [K=1.0000]
Remarks:

ISOCANDELA DIAGRAM

Test:U:120.7V I:0.2915A P:34.92W PF:0.9929 Lamp Flux:3827.42x1 lm		
NAME:	TYPE:	WEIGHT:
SPEC.:	DIM.:	SERIAL No.:
MFR.:	SUR.:	Shielding Angle:

Conical surface Flux(90deg):
2250.7 lm
%lum = 58.8%
%lamp = 58.8%

Conical surface Flux(120deg):
3249.7 lm
%lum = 84.9%
%lamp = 84.9%

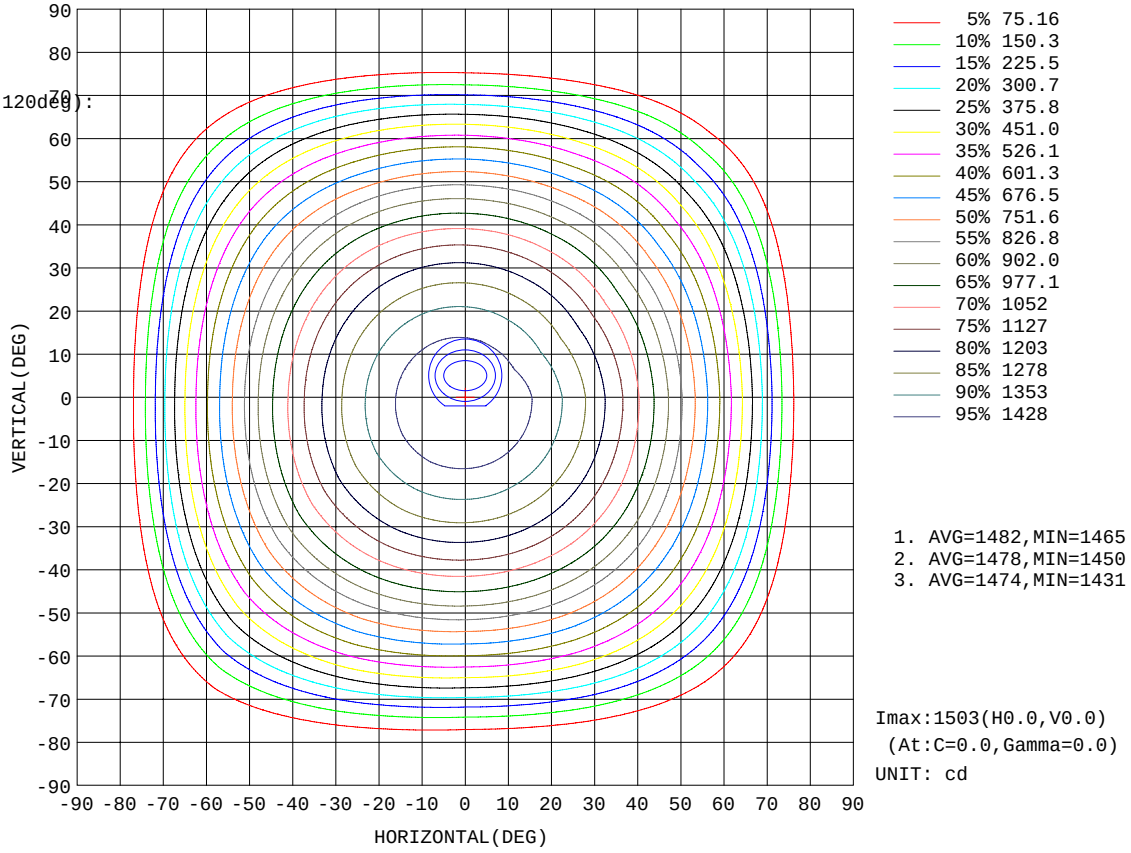

1. AVG=1482,MIN=1465
2. AVG=1478,MIN=1450
3. AVG=1474,MIN=1431

Imax:1503(H0.0,V0.0)
(At:C=0.0,Gamma=0.0)
UNIT: cd

C Range: 0 - 360DEG
C Interval: 30.0DEG
Test Speed: HIGH
Temperature:25.3DEG
Operators:
Test Date:24 September 2026

γ Range: 0 - 180DEG
γ Interval: 1.0DEG
Test System:EVERFINE GO-2000A_V1 SYSTEM V2.0.295
Humidity:65.0%
Test Distance:14.200m [K=1.0000]
Remarks:

AAI Figure

Test:U:120.7V I:0.2915A P:34.92W PF:0.9929 Lamp Flux:3827.42x1 lm		
NAME:	TYPE:	WEIGHT:
SPEC.:	DIM.:	SERIAL No.:
MFR.:	SUR.:	Shielding Angle:

Flux out:2886 lm

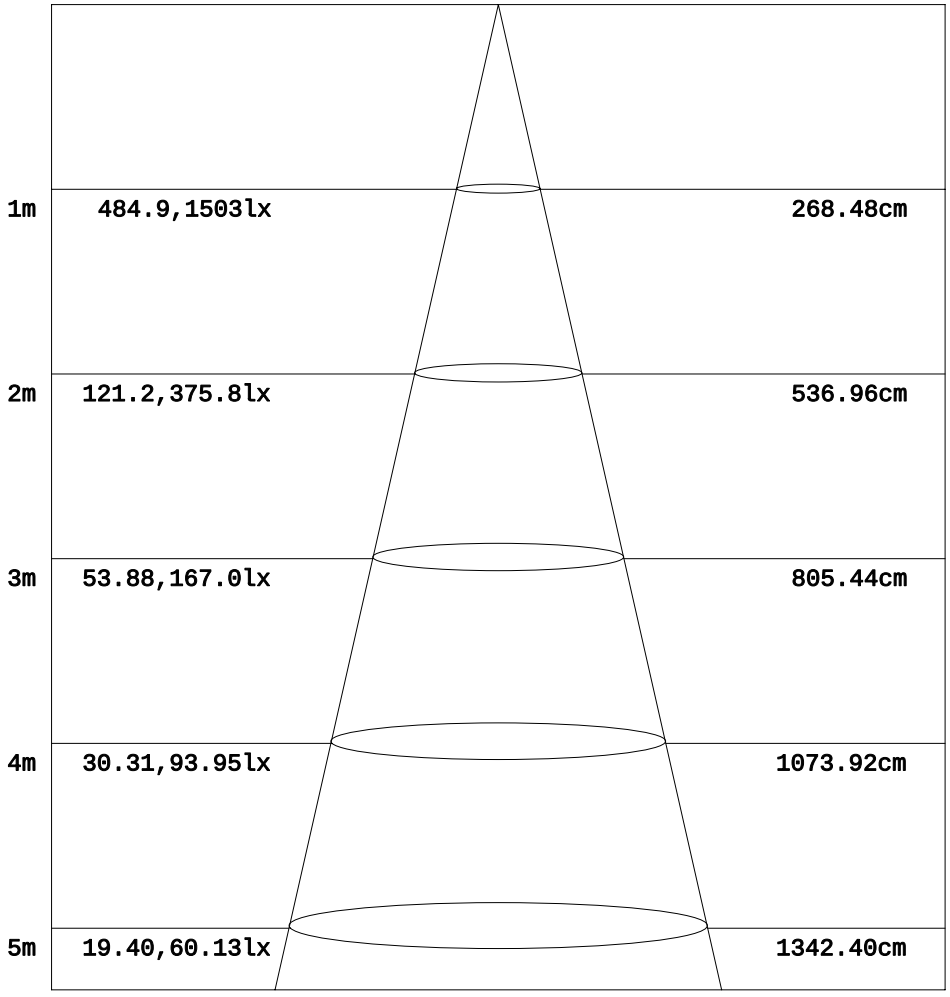

Note:The Curves indicate the illuminated area and the average illumination when the luminaire is at different distance.

C Range: 0 - 360DEG
C Interval: 30.0DEG
Test Speed: HIGH
Temperature:25.3DEG
Operators:
Test Date:24 September 2026

γ Range: 0 - 180DEG
γ Interval: 1.0DEG
Test System:EVERFINE GO-2000A_V1 SYSTEM V2.0.295
Humidity:65.0%
Test Distance:14.200m [K=1.0000]
Remarks:

ISOLUX DIAGRAM

Test:U:120.7V I:0.2915A P:34.92W PF:0.9929 Lamp Flux:3827.42x1 lm		
NAME:	TYPE:	WEIGHT:
SPEC.:	DIM.:	SERIAL No.:
MFR.:	SUR.:	Shielding Angle:

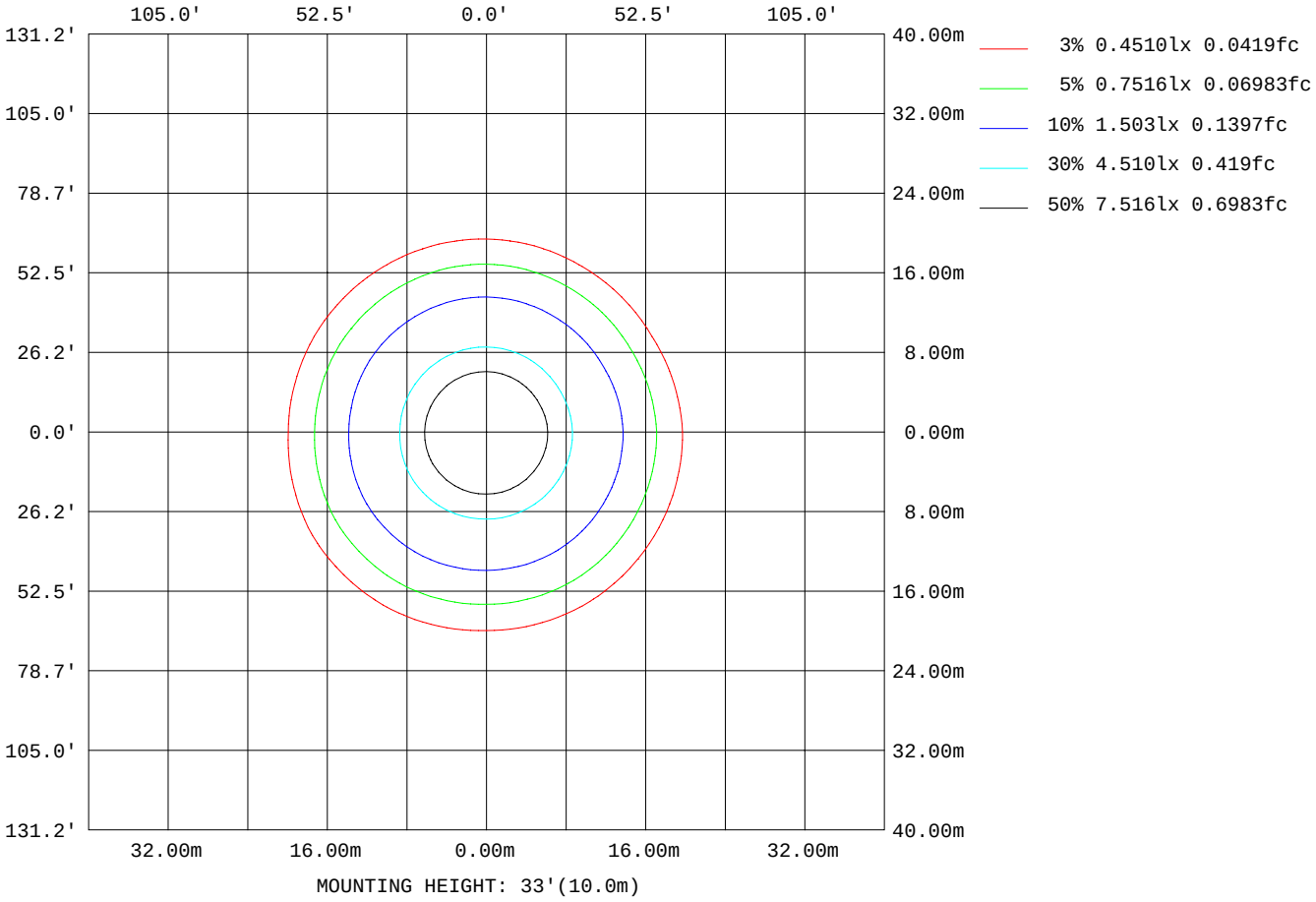

C Range: 0 - 360DEG
C Interval: 30.0DEG
Test Speed: HIGH
Temperature:25.3DEG
Operators:
Test Date:24 September 2026

γ Range: 0 - 180DEG
γ Interval: 1.0DEG
Test System:EVERFINE GO-2000A_V1 SYSTEM V2.0.295
Humidity:65.0%
Test Distance:14.200m [K=1.0000]
Remarks:

LED Avg.L Report

Test:U:120.7V I:0.2915A P:34.92W PF:0.9929 Lamp Flux:3827.42x1 lm		
NAME:	TYPE:	WEIGHT:
SPEC.:	DIM.:	SERIAL No.:
MFR.:	SUR.:	Shielding Angle:

AvgL	cd/m2
L_0~180(65)av	259790
L_0~180(75)av	110223
L_0~180(85)av	13077
L_90~270(65)av	250652
L_90~270(75)av	99496
L_90~270(85)av	15879
L_45(65)av	257414
L_45(75)av	110828
L_45(85)av	15389

Standard: GB/T 29293-2012

C Range: 0 - 360DEG
C Interval: 30.0DEG
Test Speed: HIGH
Temperature:25.3DEG
Operators:
Test Date:24 September 2026

γ Range: 0 - 180DEG
γ Interval: 1.0DEG
Test System:EVERFINE GO-2000A_V1 SYSTEM V2.0.295
Humidity:65.0%
Test Distance:14.200m [K=1.0000]
Remarks:

Planar Illuminance Curve

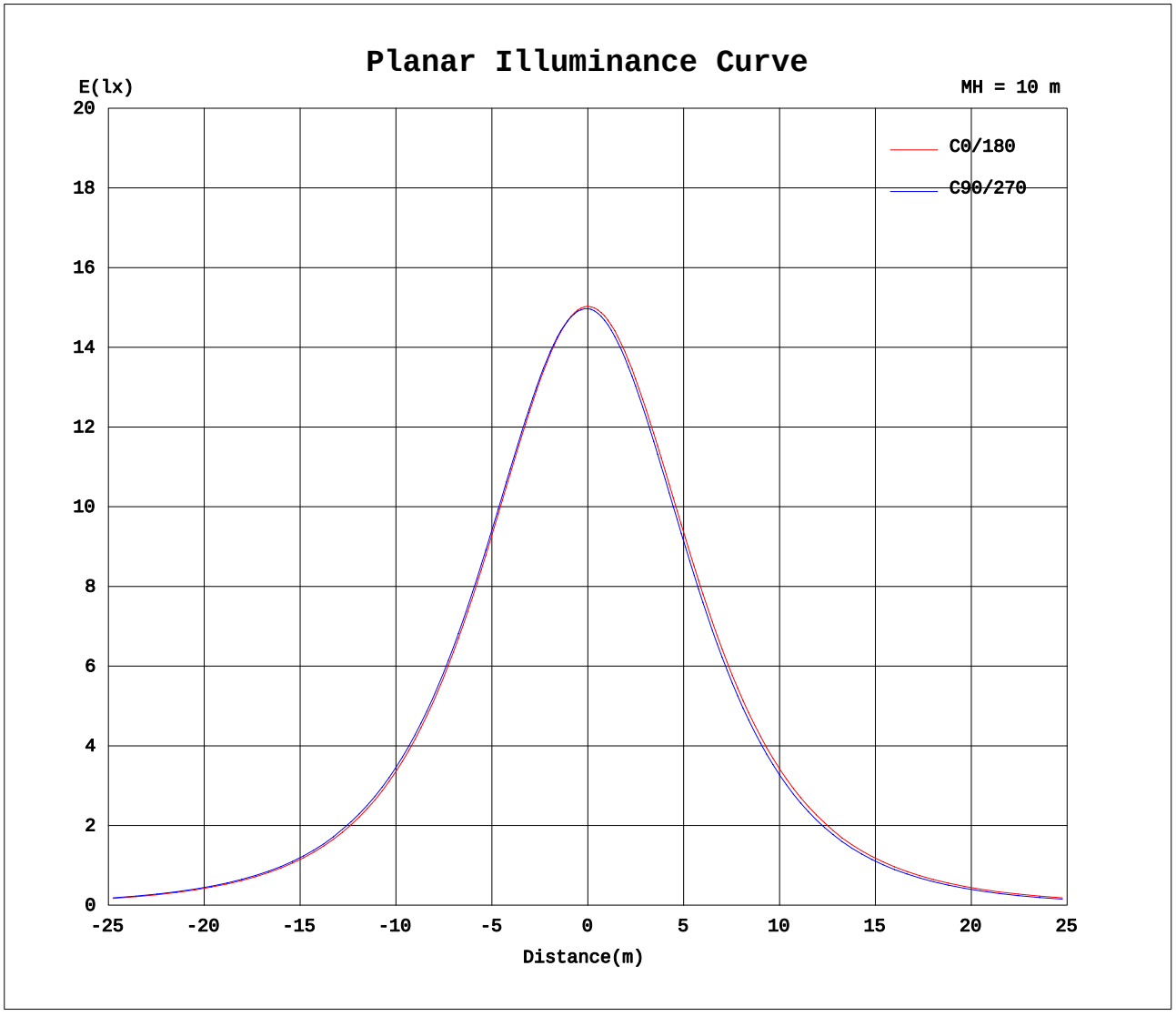

C Range: 0 - 360DEG
C Interval: 30.0DEG
Test Speed: HIGH
Temperature:25.3DEG
Operators:
Test Date:24 September 2026

γ Range: 0 - 180DEG
γ Interval: 1.0DEG
Test System:EVERFINE GO-2000A_V1 SYSTEM V2.0.295
Humidity:65.0%
Test Distance:14.200m [K=1.0000]
Remarks:

LUMINOUS DISTRIBUTION INTENSITY DATA

Test:U:120.7V I:0.2915A P:34.92W PF:0.9929 Lamp Flux:3827.42x1 lm		
NAME:	TYPE:	WEIGHT:
SPEC.:	DIM.:	SERIAL No.:
MFR.:	SUR.:	Shielding Angle:

Table--1 UNIT: cd

γ (DEG) \ C(DEG)	0	30	60	90	120	150	180	210	240	270	300	330
0	1503	1501	1499	1497	1496	1494	1503	1501	1499	1497	1496	1494
5	1494	1494	1494	1494	1493	1492	1496	1492	1488	1485	1482	1480
10	1470	1472	1473	1474	1476	1474	1473	1468	1463	1458	1454	1452
15	1433	1436	1439	1442	1444	1442	1437	1430	1424	1417	1412	1411
20	1382	1388	1391	1395	1399	1399	1390	1381	1373	1365	1358	1357
25	1320	1326	1332	1336	1342	1342	1329	1319	1310	1300	1291	1290
30	1244	1252	1258	1264	1272	1273	1256	1244	1233	1222	1212	1211
35	1157	1165	1172	1179	1189	1192	1171	1158	1145	1133	1122	1120
40	1058	1069	1076	1084	1094	1099	1074	1061	1047	1034	1022	1018
45	950	962	970	979	992	996	969	954	939	925	913	910
50	834	847	856	864	878	885	855	838	825	808	793	792
55	708	717	732	734	757	759	726	716	694	683	664	665
60	574	584	598	600	626	631	594	583	561	547	528	529
65	428	441	453	452	482	492	450	437	415	396	381	377
70	263	280	289	288	318	335	288	272	253	229	218	214
75	104	118	126	126	152	167	124	111	96.9	79.8	72.0	69.4
80	20.3	24.2	27.7	30.4	39.0	44.4	27.3	23.9	20.0	16.7	14.8	13.9
85	4.28	5.09	5.68	6.49	7.47	7.78	4.84	5.12	5.08	4.58	3.61	2.81
90	0.00	0.00	0.00	0.00	0.00	0.00	0.00	0.00	0.00	0.00	0.00	0.00
95	0.00	0.00	0.00	0.00	0.00	0.00	0.00	0.00	0.00	0.00	0.00	0.00
100	0.00	0.00	0.00	0.00	0.00	0.00	0.00	0.00	0.00	0.00	0.00	0.00
105	0.00	0.00	0.00	0.00	0.00	0.00	0.00	0.00	0.00	0.00	0.00	0.00
110	0.00	0.00	0.00	0.00	0.00	0.00	0.00	0.00	0.00	0.00	0.00	0.00
115	0.60	0.36	0.16	0.01	0.00	0.00	0.00	0.07	0.20	0.35	0.42	0.45
120	1.48	1.26	1.03	0.90	0.77	0.86	0.75	0.95	1.10	1.24	1.31	1.34
125	2.33	2.13	1.91	1.74	1.63	1.71	1.65	1.82	1.95	2.10	2.18	2.18
130	3.18	2.91	2.70	2.59	2.46	2.53	2.45	2.58	2.76	2.93	2.99	2.94
135	3.96	3.71	3.48	3.37	3.26	3.33	3.23	3.37	3.56	3.72	3.74	3.73
140	4.71	4.47	4.27	4.19	4.07	4.12	4.02	4.16	4.29	4.46	4.49	4.46
145	5.39	5.17	4.98	4.95	4.81	4.86	4.71	4.83	4.95	5.15	5.13	5.10
150	6.00	5.77	5.62	5.62	5.45	5.50	5.36	5.45	5.58	5.75	5.73	5.69
155	6.52	6.27	6.17	6.17	6.06	6.08	5.98	6.04	6.16	6.33	6.31	6.21
160	6.93	6.77	6.69	6.68	6.56	6.55	6.51	6.57	6.69	6.84	6.80	6.69
165	7.31	7.16	7.11	7.11	7.01	7.02	7.02	7.05	7.12	7.26	7.23	7.15
170	7.60	7.52	7.48	7.47	7.40	7.42	7.44	7.47	7.51	7.59	7.58	7.51
175	7.82	7.82	7.80	7.74	7.75	7.76	7.76	7.80	7.78	7.78	7.83	7.78
180	7.92	7.98	7.96	7.96	7.96	7.92	7.96	7.95	7.98	7.94	7.99	7.94

C Range: 0 - 360DEG
C Interval: 30.0DEG
Test Speed: HIGH
Temperature:25.3DEG
Operators:
Test Date:24 September 2026

γ Range: 0 - 180DEG
γ Interval: 1.0DEG
Test System:EVERFINE GO-2000A_V1 SYSTEM V2.0.295
Humidity:65.0%
Test Distance:14.200m [K=1.0000]
Remarks: