LUMINAIRE PHOTOMETRIC TEST REPORT

Test:U:120.7V I:0.2961A P:35.49W PF:0.9934 Lamp Flux:3649.53x1 lm		
NAME:	TYPE:	WEIGHT:
SPEC.:	DIM.:	SERIAL No.:
MFR.:	SUR.:	Shielding Angle:

DATA OF LAMP		PHOTOMETRIC DATA Eff: 102.83 lm/W			
MODEL: PT-CDL-S-38-DD-5C3P-4-38w-5000k		Imax(cd)	1431	S/MH(C0/180)	1.24
NOMINAL POWER(W)	38	LOR(%)	100.0	S/MH(C90/270)	1.22
RATED VOLTAGE(V)	120	TOTAL FLUX(lm)	3649.5	η UP,DN(C0-180)	0.2,51.0
NOMINAL FLUX(lm)	3649.53	CIE CLASS	DIRECT	η UP,DN(C180-360)	0.2,48.7
LAMPS INSIDE	1	η up(%)	0.3	CIBSE SHR NOM	1.25
TEST VOLTAGE(V)	120	η down(%)	99.7	CIBSE SHR MAX	1.35

LUMINOUS INTENSITY DISTRIBUTION DIAGRAM

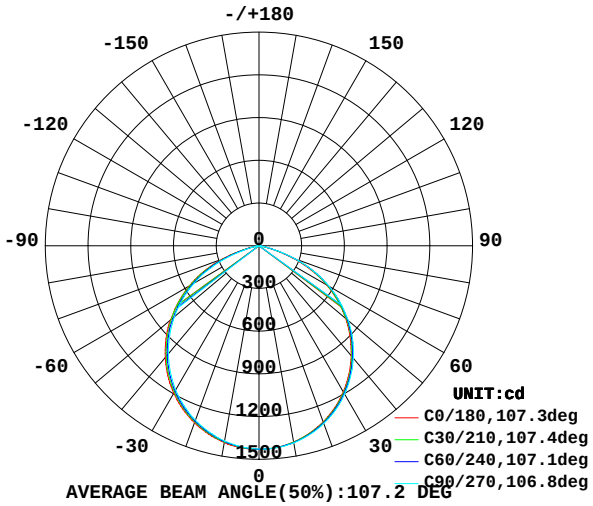

AVERAGE BEAM ANGLE(50%):107.2 DEG

C0 PLANE ISOLUX DIAGRAM (UNIT:lx)

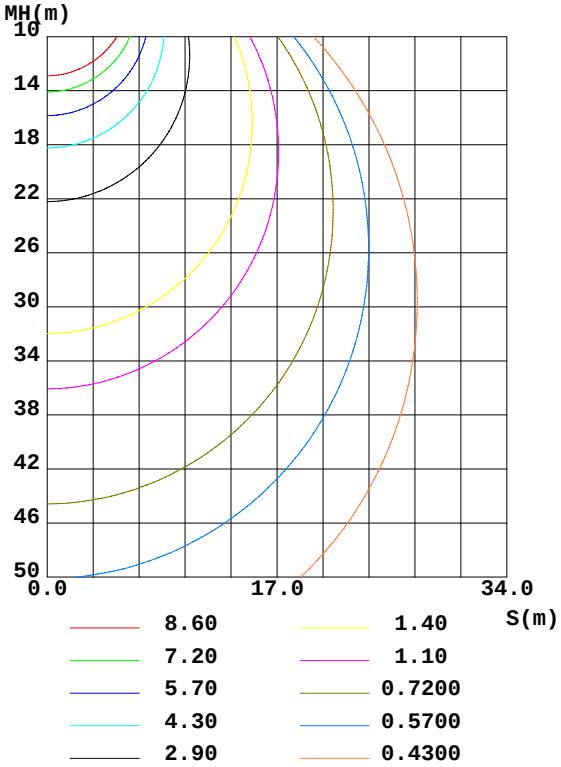

C Range: 0 - 360DEG
C Interval: 30.0DEG
Test Speed: HIGH
Temperature:25.3DEG
Operators:
Test Date:24 September 2026

γ Range: 0 - 180DEG
γ Interval: 1.0DEG
Test System:EVERFINE GO-2000A_V1 SYSTEM V2.0.295
Humidity:65.0%
Test Distance:14.200m [K=1.0000]
Remarks:

ZONAL FLUX DIAGRAM

ZONAL FLUX DIAGRAM:

γ	C0	C45	C90	C135	C180	C225	C270	C315	γ	Φ zone	Φ total	%lum,lamp
10	1400	1402	1406	1409	1404	1398	1392	1387	0- 10	134.9	134.9	3.7,3.7
20	1316	1322	1329	1337	1323	1314	1304	1296	10- 20	384.9	519.9	14.2,14.2
30	1184	1193	1203	1216	1196	1184	1169	1157	20- 30	579.8	1100	30.1,30.1
40	1008	1019	1031	1049	1024	1008	989.6	974.1	30- 40	691.0	1791	49.1,49.1
50	794.1	806.1	821.7	843.7	811.2	793.3	775.3	754.7	40- 50	702.1	2493	68.3,68.3
60	546.7	559.3	567.5	602.0	566.7	549.9	526.1	504.6	50- 60	606.9	3100	84.9,84.9
70	250.3	265.4	268.4	314.1	275.5	255.9	223.7	205.7	60- 70	405.7	3505	96,96
80	19.03	23.00	26.85	40.46	25.90	21.95	16.40	13.47	70- 80	125.0	3630	99.5,99.5
90	0	0	0	0	0	0	0	0	80- 90	7.235	3638	99.7,99.7
100	0	0	0	0	0	0	0	0	90-100	0	3638	99.7,99.7
110	0	0	0	0	0	0	0	0	100-110	0	3638	99.7,99.7
120	1.177	0.8767	0.6582	0.5346	0.4956	0.6955	0.9355	1.037	110-120	0.1988	3638	99.7,99.7
130	2.782	2.477	2.291	2.162	2.077	2.275	2.543	2.618	120-130	1.429	3639	99.7,99.7
140	4.256	3.962	3.790	3.687	3.575	3.749	4.001	4.042	130-140	2.418	3642	99.8,99.8
150	5.461	5.194	5.128	5.007	4.861	4.999	5.246	5.221	140-150	2.823	3644	99.9,99.9
160	6.385	6.191	6.158	6.030	5.970	6.064	6.264	6.225	150-160	2.603	3647	99.9,99.9
170	6.988	6.908	6.868	6.840	6.881	6.874	7.001	6.994	160-170	1.847	3649	100,100
180	7.309	7.336	7.336	7.363	7.363	7.362	7.349	7.349	170-180	0.6774	3650	100,100
DEG	LUMINOUS INTENSITY:cd									UNIT:lm		

C Range: 0 - 360DEG
C Interval: 30.0DEG
Test Speed: HIGH
Temperature:25.3DEG
Operators:
Test Date:24 September 2026

γ Range: 0 - 180DEG
γ Interval: 1.0DEG
Test System:EVERFINE GO-2000A_V1 SYSTEM V2.0.295
Humidity:65.0%
Test Distance:14.200m [K=1.0000]
Remarks:

CU AND LUMINAIRE BUDGETARY ESTIMATE DIAGRAM

Test:U:120.7V I:0.2961A P:35.49W PF:0.9934 Lamp Flux:3649.53x1 lm		
NAME:	TYPE:	WEIGHT:
SPEC.:	DIM.:	SERIAL No.:
MFR.:	SUR.:	Shielding Angle:

ρcc	80%			70%			50%			30%			10%			0
ρw	50%	30%	10%	50%	30%	10%	50%	30%	10%	50%	30%	10%	50%	30%	10%	0
ρfc	20%			20%			20%			20%			20%			0
RCR	RCR:Room Cavity Ratio			Coefficients of Utilization(CU)												
0.0	1.19	1.19	1.19	1.16	1.16	1.16	1.11	1.11	1.11	1.06	1.06	1.06	1.02	1.02	1.02	.00
1.0	1.06	1.02	.99	1.04	1.00	.97	.99	.97	.94	.95	.93	.91	.92	.90	.88	.86
2.0	.93	.87	.82	.91	.86	.81	.88	.83	.79	.85	.81	.77	.81	.78	.75	.73
3.0	.82	.75	.69	.81	.74	.68	.78	.72	.67	.75	.70	.66	.73	.68	.64	.62
4.0	.73	.65	.59	.72	.64	.58	.69	.63	.57	.67	.61	.57	.65	.60	.56	.54
5.0	.66	.57	.51	.64	.56	.50	.62	.55	.50	.60	.54	.49	.59	.53	.49	.47
6.0	.59	.51	.44	.58	.50	.44	.56	.49	.44	.55	.48	.43	.53	.47	.43	.41
7.0	.54	.45	.39	.53	.45	.39	.51	.44	.39	.50	.43	.38	.49	.43	.38	.36
8.0	.49	.41	.35	.48	.40	.35	.47	.40	.35	.46	.39	.34	.45	.39	.34	.32
9.0	.45	.37	.32	.44	.37	.31	.43	.36	.31	.42	.36	.31	.41	.35	.31	.29
10.0	.42	.34	.29	.41	.34	.29	.40	.33	.28	.39	.33	.28	.38	.32	.28	.26

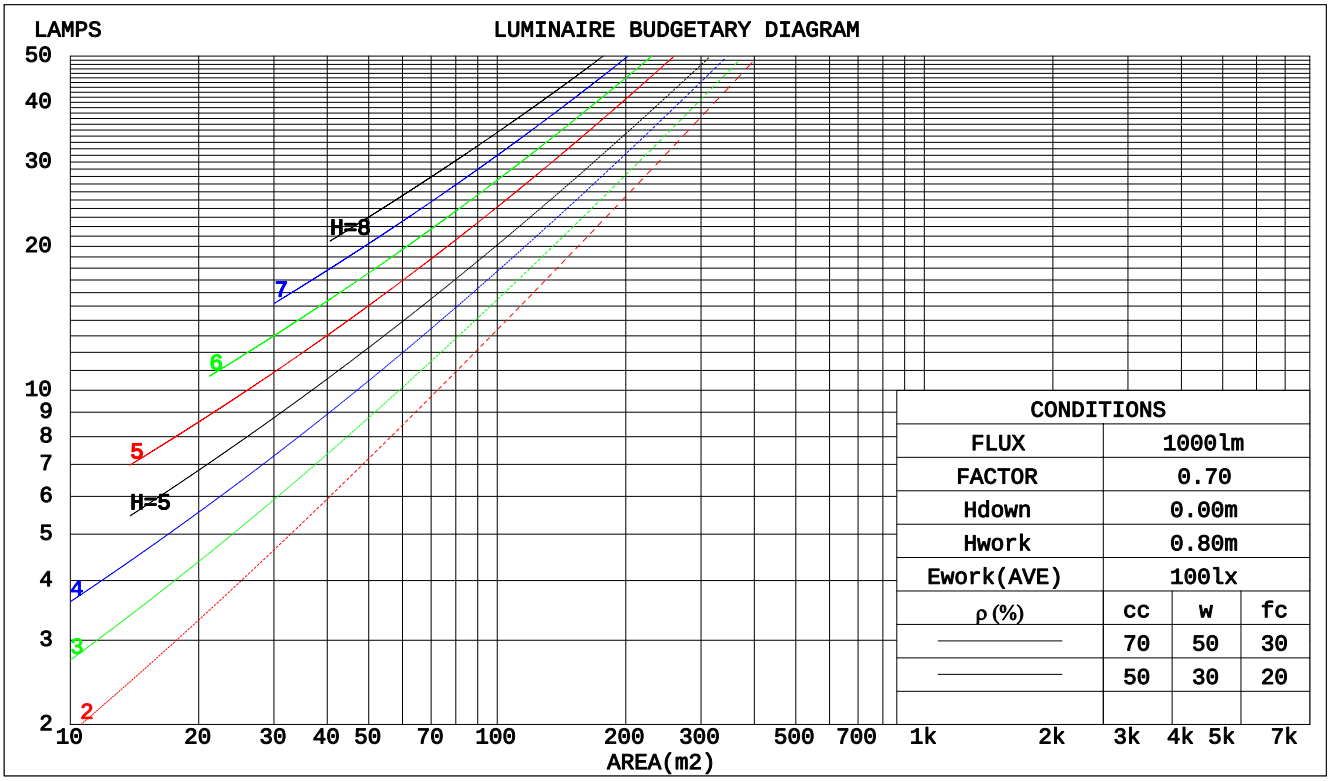

C Range: 0 - 360DEG
C Interval: 30.0DEG
Test Speed: HIGH
Temperature:25.3DEG
Operators:
Test Date:24 September 2026

γ Range: 0 - 180DEG
γ Interval: 1.0DEG
Test System:EVERFINE GO-2000A_V1 SYSTEM V2.0.295
Humidity:65.0%
Test Distance:14.200m [K=1.0000]
Remarks:

WEC AND CCEC

Test:U:120.7V I:0.2961A P:35.49W PF:0.9934 Lamp Flux:3649.53x1 lm		
NAME:	TYPE:	WEIGHT:
SPEC.:	DIM.:	SERIAL No.:
MFR.:	SUR.:	Shielding Angle:

ρcc	80%			70%			50%			30%			10%			0
ρw	50%	30%	10%	50%	30%	10%	50%	30%	10%	50%	30%	10%	50%	30%	10%	0
ρfc	20%			20%			20%			20%			20%			0
RCR	RCR:Room Cavity Ratio						Wall Exitance Coeffcients(WEC)									
0.0																
1.0	.271	.154	.049	.264	.150	.048	.250	.144	.046	.238	.137	.044	.227	.132	.042	
2.0	.264	.145	.044	.258	.142	.044	.247	.137	.043	.236	.132	.041	.226	.128	.040	
3.0	.250	.133	.040	.245	.131	.039	.234	.127	.039	.225	.123	.038	.216	.120	.037	
4.0	.234	.122	.036	.230	.120	.036	.220	.117	.035	.212	.114	.034	.204	.111	.034	
5.0	.219	.112	.032	.215	.110	.032	.207	.108	.032	.199	.105	.031	.192	.103	.031	
6.0	.205	.103	.029	.201	.101	.029	.194	.099	.029	.187	.097	.029	.181	.095	.028	
7.0	.192	.095	.027	.188	.094	.027	.182	.092	.026	.176	.090	.026	.170	.088	.026	
8.0	.180	.088	.025	.177	.087	.025	.171	.085	.024	.166	.084	.024	.160	.082	.024	
9.0	.169	.082	.023	.166	.081	.023	.161	.080	.023	.156	.078	.022	.152	.077	.022	
10.0	.160	.076	.021	.157	.076	.021	.152	.075	.021	.148	.073	.021	.144	.072	.021	

ρcc	80%			70%			50%			30%			10%			0
ρw	50%	30%	10%	50%	30%	10%	50%	30%	10%	50%	30%	10%	50%	30%	10%	0
ρfc	20%			20%			20%			20%			20%			0
RCR	RCR:Room Cavity Ratio						Ceiling Cavity Exitance Coefficients(CCEC)									
0.0	.193	.193	.193	.165	.165	.165	.113	.113	.113	.065	.065	.065	.021	.021	.021	
1.0	.180	.159	.140	.154	.136	.120	.105	.094	.083	.061	.054	.048	.019	.017	.016	
2.0	.171	.135	.104	.147	.116	.090	.100	.080	.063	.058	.047	.037	.019	.015	.012	
3.0	.163	.117	.080	.140	.101	.069	.096	.070	.048	.055	.041	.029	.018	.013	.009	
4.0	.156	.103	.063	.134	.089	.055	.092	.062	.039	.053	.036	.023	.017	.012	.008	
5.0	.149	.093	.051	.128	.080	.045	.088	.056	.032	.051	.033	.019	.016	.011	.006	
6.0	.142	.084	.043	.122	.073	.037	.084	.051	.026	.049	.030	.016	.016	.010	.005	
7.0	.135	.077	.037	.116	.067	.032	.080	.047	.023	.047	.028	.014	.015	.009	.004	
8.0	.129	.072	.032	.111	.062	.028	.077	.044	.020	.045	.026	.012	.014	.008	.004	
9.0	.123	.067	.028	.106	.058	.025	.074	.041	.018	.043	.024	.010	.014	.008	.003	
10.0	.118	.062	.025	.102	.054	.022	.070	.038	.016	.041	.023	.009	.013	.007	.003	

C Range: 0 - 360DEG
C Interval: 30.0DEG
Test Speed: HIGH
Temperature:25.3DEG
Operators:
Test Date:24 September 2026

γ Range: 0 - 180DEG
γ Interval: 1.0DEG
Test System:EVERFINE GO-2000A_V1 SYSTEM V2.0.295
Humidity:65.0%
Test Distance:14.200m [K=1.0000]
Remarks:

UGR(Unified Glare Rating) Table

Test:U:120.7V I:0.2961A P:35.49W PF:0.9934 Lamp Flux:3649.53x1 lm		
NAME:	TYPE:	WEIGHT:
SPEC.:	DIM.:	SERIAL No.:
MFR.:	SUR.:	Shielding Angle:

ceiling/cavity		0.7	0.7	0.5	0.5	0.3	0.7	0.7	0.5	0.5	0.3
walls		0.5	0.3	0.5	0.3	0.3	0.5	0.3	0.5	0.3	0.3
working plane		0.2	0.2	0.2	0.2	0.2	0.2	0.2	0.2	0.2	0.2
Room dimensions		Viewed crosswise					Viewed endwise				
x = 2H	y = 2H	32.7	34.1	32.9	34.3	34.5	32.8	34.3	33.1	34.5	34.7
	3H	33.6	34.9	33.9	35.2	35.4	33.8	35.1	34.1	35.4	35.6
	4H	33.7	35.0	34.0	35.2	35.5	34.0	35.2	34.3	35.5	35.7
	6H	33.6	34.8	34.0	35.1	35.4	33.9	35.1	34.2	35.4	35.6
	8H	33.6	34.7	33.9	35.0	35.3	33.8	35.0	34.2	35.3	35.6
	12H	33.5	34.6	33.9	34.9	35.2	33.8	34.9	34.2	35.2	35.5
4H	2H	33.2	34.4	33.5	34.7	34.9	33.3	34.5	33.6	34.8	35.1
	3H	34.2	35.3	34.6	35.6	35.9	34.4	35.5	34.7	35.8	36.1
	4H	34.4	35.4	34.7	35.7	36.0	34.6	35.6	34.9	35.9	36.2
	6H	34.3	35.2	34.7	35.5	35.9	34.5	35.4	34.9	35.8	36.1
	8H	34.3	35.1	34.7	35.4	35.8	34.5	35.3	34.9	35.7	36.1
	12H	34.2	35.0	34.7	35.4	35.8	34.5	35.2	34.9	35.6	36.0
8H	4H	34.4	35.2	34.8	35.5	35.9	34.6	35.4	35.0	35.7	36.1
	6H	34.3	35.0	34.8	35.4	35.8	34.5	35.2	35.0	35.6	36.0
	8H	34.3	34.9	34.8	35.3	35.8	34.5	35.1	35.0	35.5	36.0
	12H	34.3	34.8	34.7	35.2	35.7	34.5	35.0	35.0	35.4	35.9
12H	4H	34.3	35.1	34.8	35.5	35.9	34.5	35.3	34.9	35.6	36.1
	6H	34.3	34.9	34.8	35.3	35.8	34.5	35.1	35.0	35.5	36.0
	8H	34.3	34.8	34.7	35.2	35.7	34.5	35.0	35.0	35.4	35.9
Variations with the observer position at spacings:											
S = 1.0H		+ 0.3 / - 0.4					+ 0.3 / - 0.4				
1.5H		+ 0.3 / - 0.5					+ 0.3 / - 0.5				
2.0H		+ 0.5 / - 0.5					+ 0.5 / - 0.6				

CIE Pub.117 Corrected 3650 lm Total Lamp Luminous Flux.(8log(F/F0) = 4.5)

C Range: 0 - 360DEG
C Interval: 30.0DEG
Test Speed: HIGH
Temperature:25.3DEG
Operators:
Test Date:24 September 2026

γ Range: 0 - 180DEG
γ Interval: 1.0DEG
Test System:EVERFINE GO-2000A_V1 SYSTEM V2.0.295
Humidity:65.0%
Test Distance:14.200m [K=1.0000]
Remarks:

UTILIZATION FACTORS TABLE

Test:U:120.7V I:0.2961A P:35.49W PF:0.9934 Lamp Flux:3649.53x1 lm		
NAME:	TYPE:	WEIGHT:
SPEC.:	DIM.:	SERIAL No.:
MFR.:	SUR.:	Shielding Angle:

REFLECTANCE										
Ceiling	0.8	0.8	0.8	0.7	0.7	0.7	0.5	0.5	0.5	0
Walls	0.7	0.5	0.3	0.7	0.5	0.3	0.7	0.5	0.3	0
Working plane	0.2	0.2	0.2	0.2	0.2	0.2	0.2	0.2	0.2	0
ROOM INDEX	UTILIZATION FACTORS(PERCENT) k(RI) x RCR = 5									
k = 0.60	60	48	42	59	48	42	58	48	41	35
0.80	70	59	52	69	59	52	67	58	51	45
1.00	79	68	62	78	68	61	75	69	61	54
1.25	86	76	70	85	76	69	82	74	68	61
1.50	91	82	75	89	81	75	86	79	74	67
2.00	97	90	84	96	89	83	92	86	82	74
2.50	101	94	89	99	93	88	95	90	86	78
3.00	104	98	93	102	97	92	98	94	90	82
4.00	108	103	99	106	101	97	101	98	95	86
5.00	110	106	102	108	104	101	103	100	98	89
ROOM INDEX	UF(total)									Direct
According to DIN EN 13032-2 2004				Suspended					SHRNOM = 1.25	

C Range: 0 - 360DEG
C Interval: 30.0DEG
Test Speed: HIGH
Temperature:25.3DEG
Operators:
Test Date:24 September 2026

γ Range: 0 - 180DEG
γ Interval: 1.0DEG
Test System:EVERFINE GO-2000A_V1 SYSTEM V2.0.295
Humidity:65.0%
Test Distance:14.200m [K=1.0000]
Remarks:

ISOCANDELA DIAGRAM

Test:U:120.7V I:0.2961A P:35.49W PF:0.9934 Lamp Flux:3649.53x1 lm		
NAME:	TYPE:	WEIGHT:
SPEC.:	DIM.:	SERIAL No.:
MFR.:	SUR.:	Shielding Angle:

Conical surface Flux(90deg):
2146.8 lm
%lum = 58.8%
%lamp = 58.8%

Conical surface Flux(120deg):
3099.6 lm
%lum = 84.9%
%lamp = 84.9%

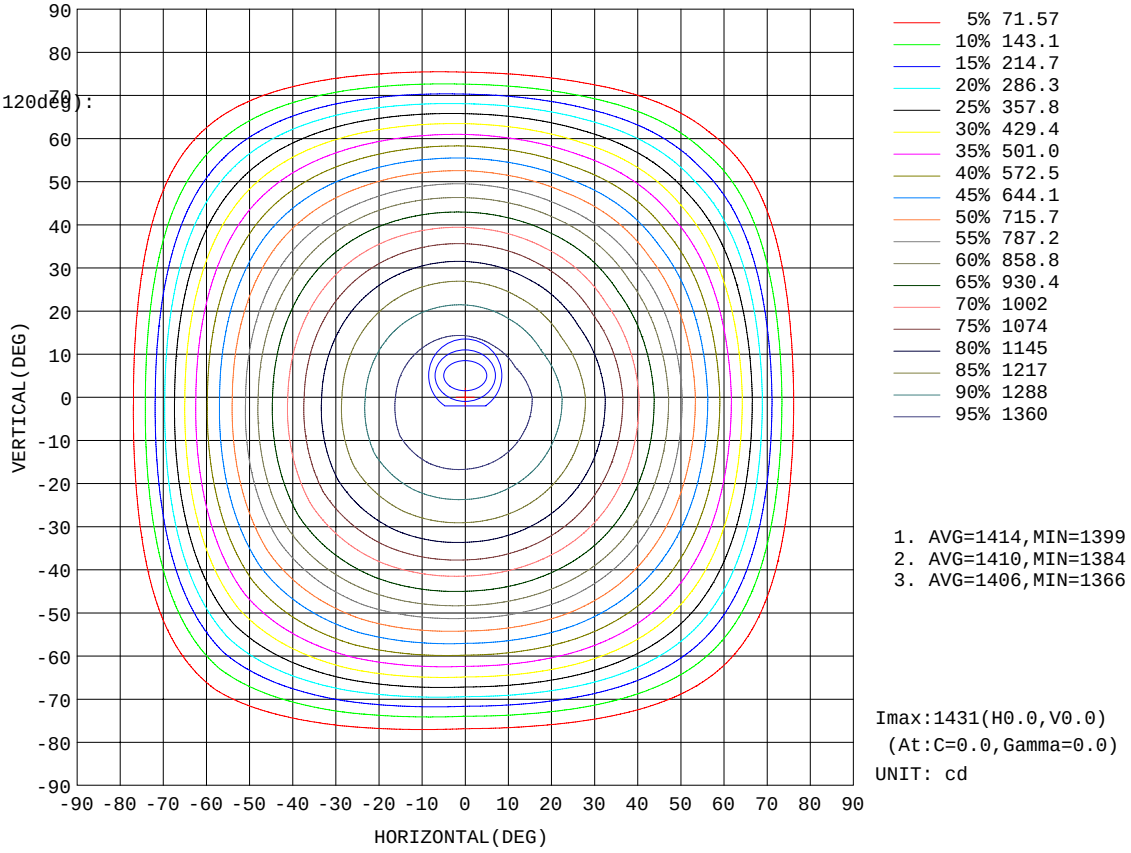

1. AVG=1414,MIN=1399
2. AVG=1410,MIN=1384
3. AVG=1406,MIN=1366

Imax:1431(H0.0,V0.0)
(At:C=0.0,Gamma=0.0)
UNIT: cd

C Range: 0 - 360DEG
C Interval: 30.0DEG
Test Speed: HIGH
Temperature:25.3DEG
Operators:
Test Date:24 September 2026

γ Range: 0 - 180DEG
γ Interval: 1.0DEG
Test System:EVERFINE GO-2000A_V1 SYSTEM V2.0.295
Humidity:65.0%
Test Distance:14.200m [K=1.0000]
Remarks:

AAI Figure

Test:U:120.7V I:0.2961A P:35.49W PF:0.9934 Lamp Flux:3649.53x1 lm		
NAME:	TYPE:	WEIGHT:
SPEC.:	DIM.:	SERIAL No.:
MFR.:	SUR.:	Shielding Angle:

Flux out:2753 lm

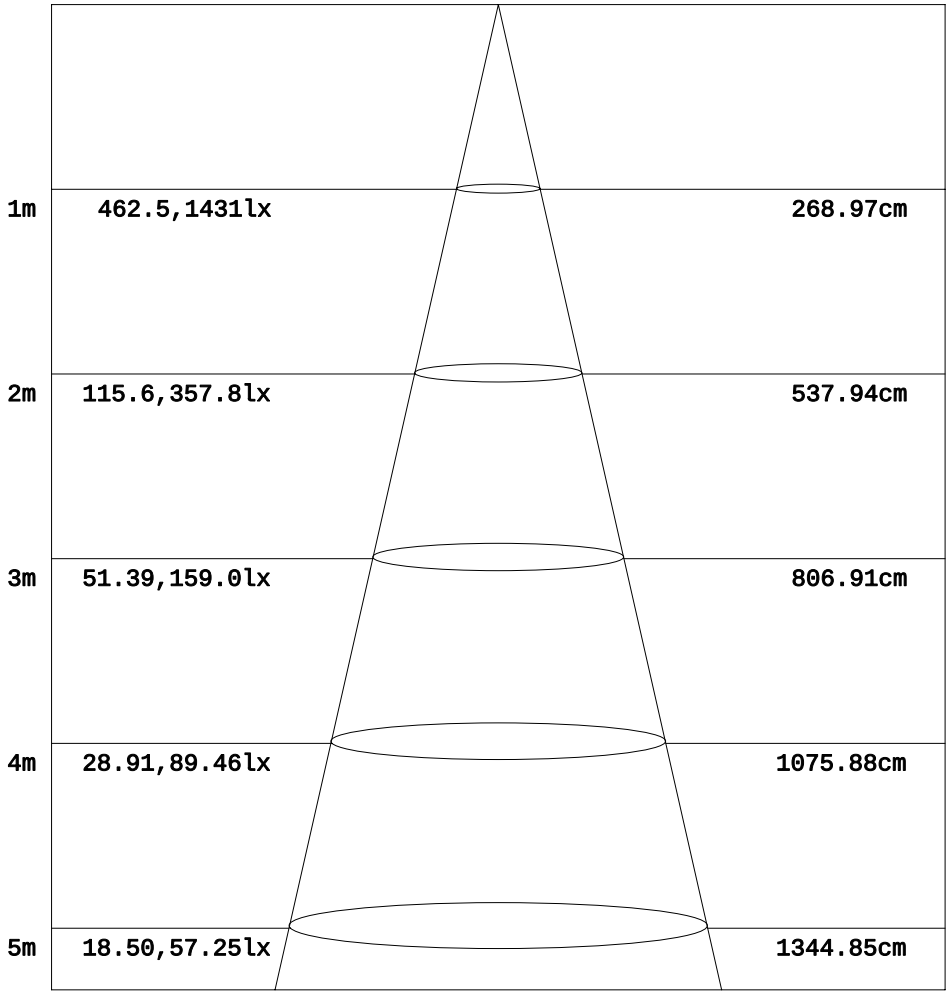

Note:The Curves indicate the illuminated area and the average illumination when the luminaire is at different distance.

C Range: 0 - 360DEG
C Interval: 30.0DEG
Test Speed: HIGH
Temperature:25.3DEG
Operators:
Test Date:24 September 2026

γ Range: 0 - 180DEG
γ Interval: 1.0DEG
Test System:EVERFINE GO-2000A_V1 SYSTEM V2.0.295
Humidity:65.0%
Test Distance:14.200m [K=1.0000]
Remarks:

ISOLUX DIAGRAM

Test:U:120.7V I:0.2961A P:35.49W PF:0.9934 Lamp Flux:3649.53x1 lm		
NAME:	TYPE:	WEIGHT:
SPEC.:	DIM.:	SERIAL No.:
MFR.:	SUR.:	Shielding Angle:

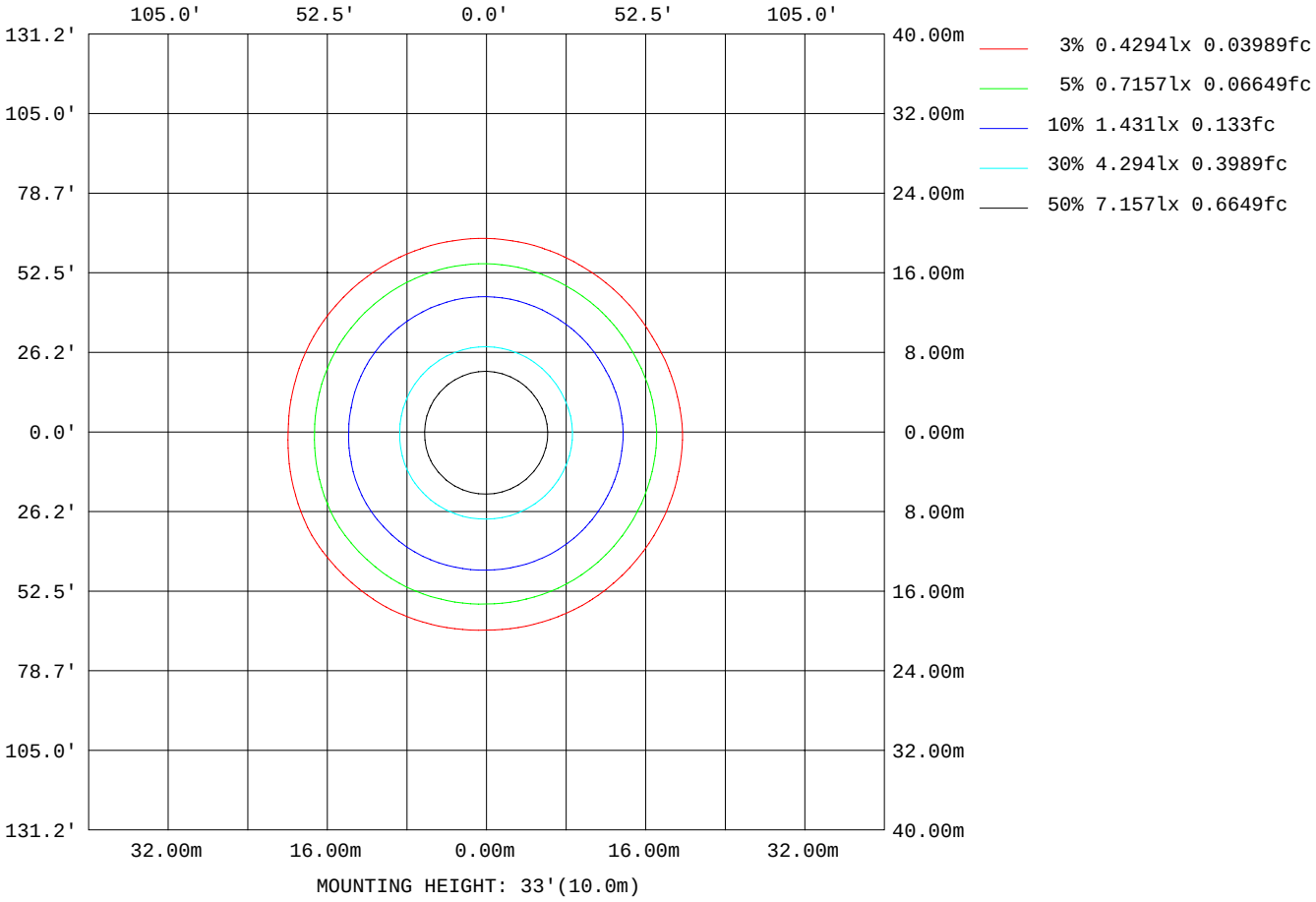

C Range: 0 - 360DEG
C Interval: 30.0DEG
Test Speed: HIGH
Temperature:25.3DEG
Operators:
Test Date:24 September 2026

γ Range: 0 - 180DEG
γ Interval: 1.0DEG
Test System:EVERFINE GO-2000A_V1 SYSTEM V2.0.295
Humidity:65.0%
Test Distance:14.200m [K=1.0000]
Remarks:

LED Avg.L Report

Test:U:120.7V I:0.2961A P:35.49W PF:0.9934 Lamp Flux:3649.53x1 lm		
NAME:	TYPE:	WEIGHT:
SPEC.:	DIM.:	SERIAL No.:
MFR.:	SUR.:	Shielding Angle:

AvgL	cd/m2
L_0~180(65)av	246936
L_0~180(75)av	104967
L_0~180(85)av	11809
L_90~270(65)av	238378
L_90~270(75)av	93779
L_90~270(85)av	14322
L_45(65)av	245867
L_45(75)av	105981
L_45(85)av	14127

Standard: GB/T 29293-2012

C Range: 0 - 360DEG
C Interval: 30.0DEG
Test Speed: HIGH
Temperature:25.3DEG
Operators:
Test Date:24 September 2026

γ Range: 0 - 180DEG
γ Interval: 1.0DEG
Test System:EVERFINE GO-2000A_V1 SYSTEM V2.0.295
Humidity:65.0%
Test Distance:14.200m [K=1.0000]
Remarks:

Planar Illuminance Curve

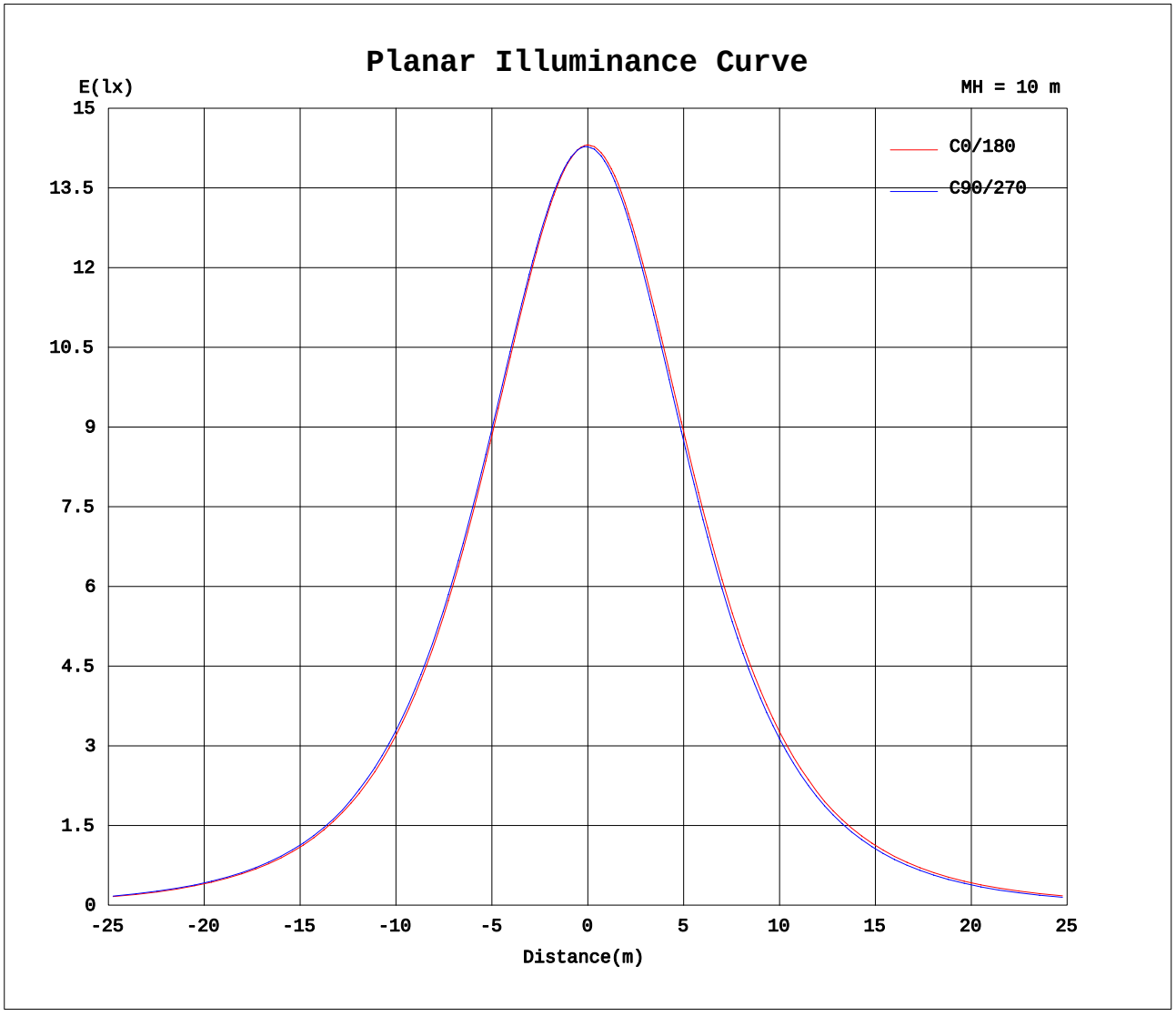

C Range: 0 - 360DEG
C Interval: 30.0DEG
Test Speed: HIGH
Temperature:25.3DEG
Operators:
Test Date:24 September 2026

γ Range: 0 - 180DEG
γ Interval: 1.0DEG
Test System:EVERFINE GO-2000A_V1 SYSTEM V2.0.295
Humidity:65.0%
Test Distance:14.200m [K=1.0000]
Remarks:

LUMINOUS DISTRIBUTION INTENSITY DATA

Test:U:120.7V I:0.2961A P:35.49W PF:0.9934 Lamp Flux:3649.53x1 lm		
NAME:	TYPE:	WEIGHT:
SPEC.:	DIM.:	SERIAL No.:
MFR.:	SUR.:	Shielding Angle:

Table--1 UNIT: cd

γ (DEG) \ C(DEG)	0	30	60	90	120	150	180	210	240	270	300	330
0	1431	1429	1429	1428	1427	1427	1431	1429	1429	1428	1427	1427
5	1422	1422	1422	1424	1425	1425	1424	1421	1419	1417	1414	1414
10	1400	1401	1403	1406	1409	1409	1404	1400	1396	1392	1387	1386
15	1364	1366	1370	1373	1379	1379	1370	1364	1359	1354	1347	1347
20	1316	1320	1324	1329	1336	1337	1323	1317	1311	1304	1296	1295
25	1257	1261	1267	1273	1281	1284	1266	1258	1251	1242	1234	1231
30	1184	1190	1196	1203	1214	1218	1196	1188	1179	1169	1158	1157
35	1101	1108	1114	1122	1136	1140	1115	1106	1096	1084	1072	1070
40	1008	1015	1022	1031	1046	1052	1024	1014	1003	990	975	973
45	905	914	921	931	948	954	923	912	901	886	872	869
50	794	801	811	822	840	848	811	803	784	775	753	756
55	675	680	693	696	724	728	692	686	667	655	633	635
60	547	553	565	567	598	606	567	560	540	526	504	505
65	405	416	426	426	461	472	429	421	402	380	363	359
70	250	262	268	268	305	323	276	264	248	224	207	204
75	98.7	108	114	115	146	163	119	110	97.2	79.2	68.1	65.7
80	19.0	21.7	24.3	26.8	37.3	43.6	25.9	23.7	20.2	16.4	13.9	13.0
85	3.82	4.36	4.81	5.59	6.96	7.39	4.41	4.92	4.98	4.39	3.20	2.45
90	0.00	0.00	0.00	0.00	0.00	0.00	0.00	0.00	0.00	0.00	0.00	0.00
95	0.00	0.00	0.00	0.00	0.00	0.00	0.00	0.00	0.00	0.00	0.00	0.00
100	0.00	0.00	0.00	0.00	0.00	0.00	0.00	0.00	0.00	0.00	0.00	0.00
105	0.00	0.00	0.00	0.00	0.00	0.00	0.00	0.00	0.00	0.00	0.00	0.00
110	0.00	0.00	0.00	0.00	0.00	0.00	0.00	0.00	0.00	0.00	0.00	0.00
115	0.32	0.15	0.00	0.00	0.00	0.00	0.00	0.00	0.00	0.08	0.19	0.23
120	1.18	0.98	0.77	0.66	0.51	0.56	0.50	0.63	0.76	0.94	1.03	1.04
125	1.98	1.81	1.61	1.49	1.32	1.39	1.31	1.44	1.57	1.75	1.84	1.85
130	2.78	2.57	2.38	2.29	2.11	2.21	2.08	2.21	2.34	2.54	2.61	2.62
135	3.53	3.33	3.15	3.05	2.90	2.95	2.84	2.94	3.11	3.28	3.33	3.35
140	4.26	4.04	3.88	3.79	3.65	3.72	3.57	3.67	3.83	4.00	4.04	4.04
145	4.90	4.67	4.52	4.50	4.36	4.42	4.23	4.32	4.46	4.66	4.66	4.64
150	5.46	5.24	5.15	5.13	4.98	5.03	4.86	4.94	5.06	5.25	5.25	5.19
155	5.97	5.74	5.68	5.66	5.54	5.57	5.44	5.51	5.61	5.80	5.78	5.70
160	6.38	6.21	6.17	6.16	6.02	6.04	5.97	6.01	6.12	6.26	6.28	6.17
165	6.75	6.57	6.55	6.56	6.45	6.47	6.47	6.49	6.55	6.67	6.71	6.61
170	6.99	6.92	6.89	6.87	6.83	6.85	6.88	6.87	6.88	7.00	7.04	6.95
175	7.23	7.19	7.19	7.15	7.16	7.19	7.14	7.16	7.16	7.19	7.24	7.19
180	7.31	7.32	7.35	7.34	7.36	7.36	7.36	7.35	7.38	7.35	7.35	7.35

C Range: 0 - 360DEG
C Interval: 30.0DEG
Test Speed: HIGH
Temperature:25.3DEG
Operators:
Test Date:24 September 2026

γ Range: 0 - 180DEG
γ Interval: 1.0DEG
Test System:EVERFINE GO-2000A_V1 SYSTEM V2.0.295
Humidity:65.0%
Test Distance:14.200m [K=1.0000]
Remarks: