LUMINAIRE PHOTOMETRIC TEST REPORT

Test:U:120.5V I:0.0947A P:11.14W PF:0.9755 Lamp Flux:1236.29x1 lm		
NAME:	TYPE:	WEIGHT:
SPEC.:	DIM.:	SERIAL No.:
MFR.:	SUR.:	Shielding Angle:

DATA OF LAMP		PHOTOMETRIC DATA Eff: 111.02 lm/W			
MODEL	PT-CDL-SMDL12-DD-5C3P-4-12w-2700k	Imax(cd)	550.0	S/MH(C0/180)	1.24
NOMINAL POWER(W)	12	LOR(%)	100.0	S/MH(C90/270)	1.14
RATED VOLTAGE(V)	120	TOTAL FLUX(lm)	1236.3	η UP,DN(C0-180)	0.0,54.2
NOMINAL FLUX(lm)	1236.29	CIE CLASS	DIRECT	η UP,DN(C180-360)	0.0,45.8
LAMPS INSIDE	1	η up(%)	0.0	CIBSE SHR NOM	1.25
TEST VOLTAGE(V)	120	η down(%)	100.0	CIBSE SHR MAX	1.30

LUMINOUS INTENSITY DISTRIBUTION DIAGRAM

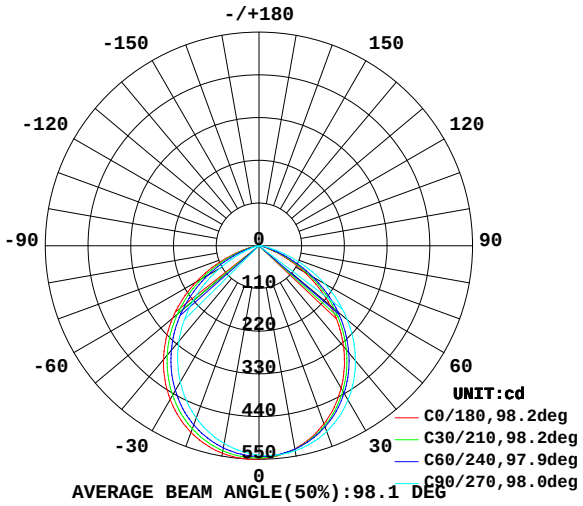

AVERAGE BEAM ANGLE(50%):98.1 DEG

C0 PLANE ISOLUX DIAGRAM (UNIT:lx)

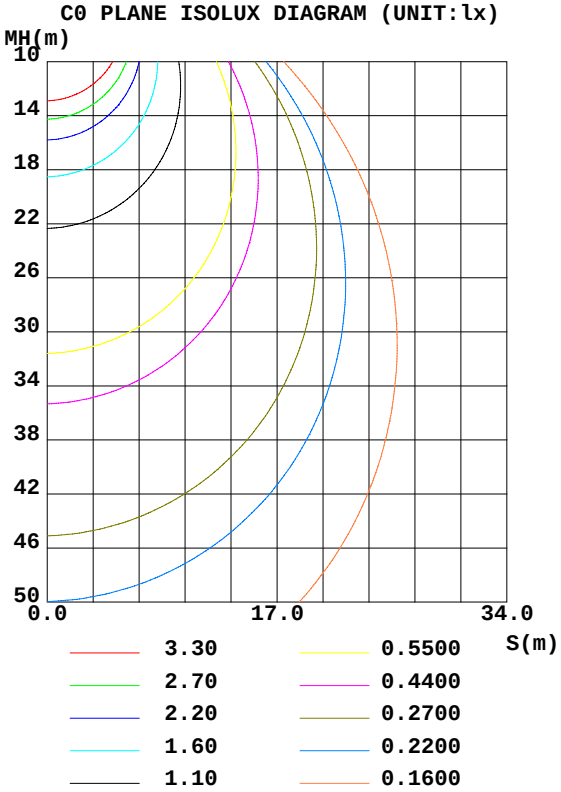

C Range: 0 - 360DEG
C Interval: 30.0DEG
Test Speed: HIGH
Temperature:25.3DEG
Operators:
Test Date:18 September 2026

γ Range: 0 - 180DEG
γ Interval: 1.0DEG
Test System:EVERFINE GO-2000A_V1 SYSTEM V2.0.295
Humidity:65.0%
Test Distance:14.200m [K=1.0000]
Remarks:

ZONAL FLUX DIAGRAM

ZONAL FLUX DIAGRAM:

γ	C0	C45	C90	C135	C180	C225	C270	C315	γ	Φ zone	Φ total	%lum,lamp
10	530.9	531.8	536.2	543.8	542.9	532.4	516.9	507.6	0- 10	51.16	51.16	4.14,4.14
20	488.2	495.0	509.0	524.6	511.6	496.4	472.2	454.4	10- 20	145.0	196.2	15.9,15.9
30	423.1	434.9	458.5	481.9	457.6	437.7	405.4	380.3	20- 30	214.7	410.9	33.2,33.2
40	338.8	354.9	386.3	416.8	382.5	359.5	320.8	289.8	30- 40	248.1	659.1	53.3,53.3
50	240.4	259.4	297.1	332.9	290.7	265.6	222.6	187.8	40- 50	239.0	898.0	72.6,72.6
60	133.4	153.6	195.0	235.0	187.2	161.4	117.3	83.88	50- 60	188.0	1086	87.8,87.8
70	40.01	53.99	88.89	128.6	82.09	61.49	31.83	18.08	60- 70	107.4	1193	96.5,96.5
80	7.049	10.59	19.18	37.37	17.68	12.55	4.730	0	70- 80	36.57	1230	99.5,99.5
90	0	0	0	5.812	0	0	0	0	80- 90	6.190	1236	100,100
100	0	0	0	0	0	0	0	0	90-100	0.1449	1236	100,100
110	0	0	0	0	0	0	0	0	100-110	0	1236	100,100
120	0	0	0	0	0	0	0	0	110-120	0	1236	100,100
130	0	0	0	0	0	0	0	0	120-130	0	1236	100,100
140	0	0	0	0	0	0	0	0	130-140	0	1236	100,100
150	0	0	0	0	0	0	0	0	140-150	0	1236	100,100
160	0	0	0	0	0	0	0	0	150-160	0	1236	100,100
170	0	0	0	0	0	0	0	0	160-170	0	1236	100,100
180	0	0	0	0	0	0	0	0	170-180	0	1236	100,100
DEG	LUMINOUS INTENSITY:cd									UNIT:lm		

C Range: 0 - 360DEG
C Interval: 30.0DEG
Test Speed: HIGH
Temperature:25.3DEG
Operators:
Test Date:18 September 2026

γ Range: 0 - 180DEG
γ Interval: 1.0DEG
Test System:EVERFINE GO-2000A_V1 SYSTEM V2.0.295
Humidity:65.0%
Test Distance:14.200m [K=1.0000]
Remarks:

CU AND LUMINAIRE BUDGETARY ESTIMATE DIAGRAM

Test:U:120.5V I:0.0947A P:11.14W PF:0.9755 Lamp Flux:1236.29x1 lm		
NAME:	TYPE:	WEIGHT:
SPEC.:	DIM.:	SERIAL No.:
MFR.:	SUR.:	Shielding Angle:

ρcc	80%			70%			50%			30%			10%			0
ρw	50%	30%	10%	50%	30%	10%	50%	30%	10%	50%	30%	10%	50%	30%	10%	0
ρfc	20%			20%			20%			20%			20%			0
RCR	RCR:Room Cavity Ratio			Coefficients of Utilization(CU)												
0.0	1.19	1.19	1.19	1.16	1.16	1.16	1.11	1.11	1.11	1.06	1.06	1.06	1.02	1.02	1.02	.00
1.0	1.06	1.03	.99	1.04	1.01	.98	.00	.97	.95	.96	.94	.92	.93	.91	.89	.87
2.0	.94	.88	.83	.92	.87	.82	.89	.84	.80	.86	.82	.79	.83	.80	.77	.75
3.0	.84	.77	.71	.82	.76	.70	.79	.74	.69	.77	.72	.68	.74	.70	.67	.65
4.0	.75	.67	.61	.74	.66	.60	.71	.65	.60	.69	.63	.59	.67	.62	.58	.56
5.0	.68	.59	.53	.66	.59	.53	.64	.57	.52	.62	.56	.52	.61	.55	.51	.49
6.0	.61	.53	.47	.60	.52	.47	.58	.51	.46	.57	.51	.46	.55	.50	.45	.43
7.0	.56	.47	.42	.55	.47	.41	.53	.46	.41	.52	.46	.41	.51	.45	.41	.39
8.0	.51	.43	.37	.50	.43	.37	.49	.42	.37	.48	.41	.37	.47	.41	.37	.35
9.0	.47	.39	.34	.46	.39	.34	.45	.38	.34	.44	.38	.33	.43	.37	.33	.31
10.0	.43	.36	.31	.43	.36	.31	.42	.35	.31	.41	.35	.30	.40	.34	.30	.29

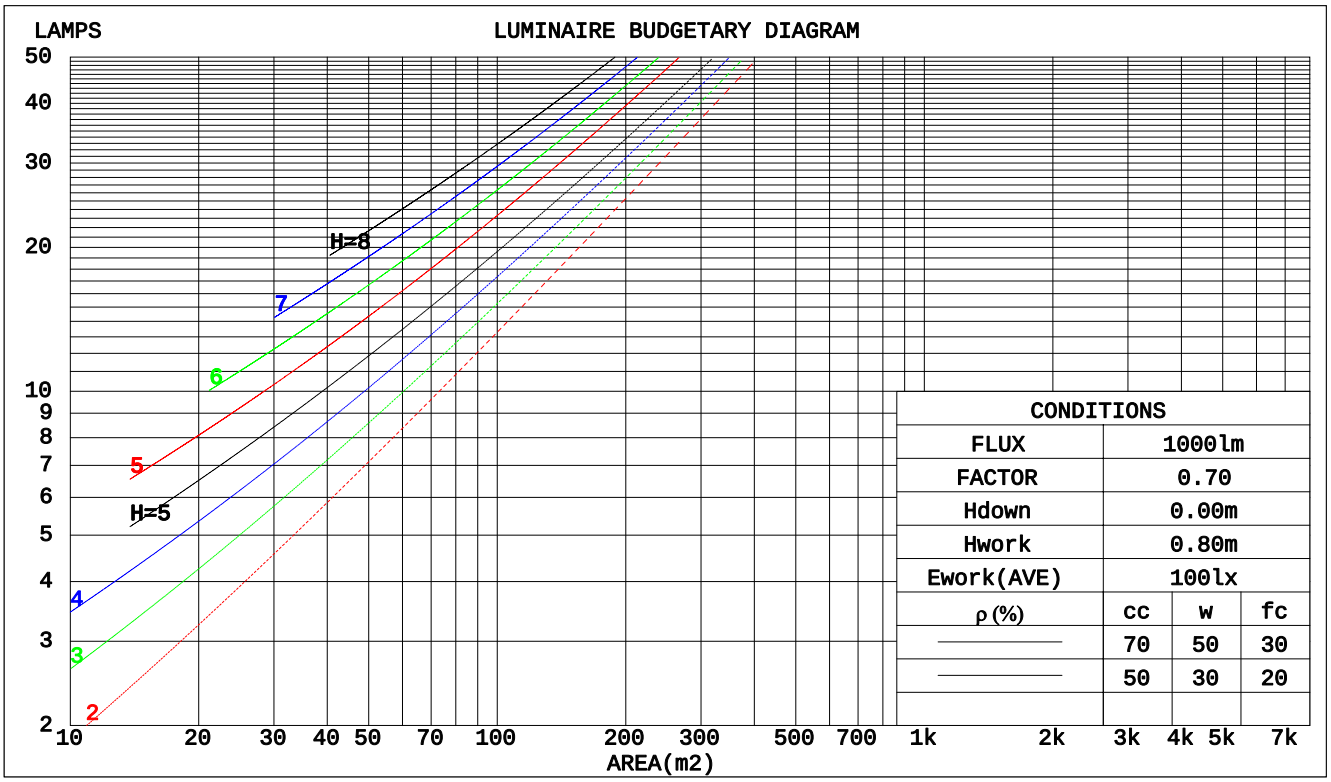

C Range: 0 - 360DEG
C Interval: 30.0DEG
Test Speed: HIGH
Temperature:25.3DEG
Operators:
Test Date:18 September 2026

γ Range: 0 - 180DEG
γ Interval: 1.0DEG
Test System:EVERFINE GO-2000A_V1 SYSTEM V2.0.295
Humidity:65.0%
Test Distance:14.200m [K=1.0000]
Remarks:

WEC AND CCEC

Test:U:120.5V I:0.0947A P:11.14W PF:0.9755 Lamp Flux:1236.29x1 lm		
NAME:	TYPE:	WEIGHT:
SPEC.:	DIM.:	SERIAL No.:
MFR.:	SUR.:	Shielding Angle:

ρcc	80%			70%			50%			30%			10%			0
ρw	50%	30%	10%	50%	30%	10%	50%	30%	10%	50%	30%	10%	50%	30%	10%	0
ρfc	20%			20%			20%			20%			20%			0
RCR	RCR:Room Cavity Ratio						Wall Exitance Coeffcients(WEC)									
0.0																
1.0	.262	.149	.047	.255	.146	.046	.242	.139	.044	.230	.133	.043	.219	.127	.041	
2.0	.255	.140	.043	.249	.137	.042	.237	.132	.041	.227	.127	.040	.217	.123	.039	
3.0	.241	.128	.038	.236	.126	.038	.226	.122	.037	.216	.119	.036	.208	.115	.036	
4.0	.226	.118	.035	.222	.116	.034	.213	.113	.034	.205	.110	.033	.197	.107	.033	
5.0	.212	.108	.031	.208	.107	.031	.200	.104	.031	.193	.102	.030	.186	.099	.030	
6.0	.199	.100	.029	.195	.098	.028	.188	.096	.028	.181	.094	.028	.175	.092	.027	
7.0	.186	.092	.026	.183	.091	.026	.177	.089	.026	.171	.088	.026	.166	.086	.025	
8.0	.175	.086	.024	.172	.085	.024	.167	.083	.024	.162	.082	.024	.157	.080	.023	
9.0	.165	.080	.022	.163	.079	.022	.158	.078	.022	.153	.077	.022	.148	.075	.022	
10.0	.156	.075	.021	.154	.074	.021	.149	.073	.021	.145	.072	.020	.141	.071	.020	

ρcc	80%			70%			50%			30%			10%			0
ρw	50%	30%	10%	50%	30%	10%	50%	30%	10%	50%	30%	10%	50%	30%	10%	0
ρfc	20%			20%			20%			20%			20%			0
RCR	RCR:Room Cavity Ratio						Ceiling Cavity Exitance Coefficients(CCEC)									
0.0	.191	.191	.191	.163	.163	.163	.111	.111	.111	.064	.064	.064	.020	.020	.020	
1.0	.177	.157	.138	.152	.134	.119	.104	.092	.082	.060	.054	.048	.019	.017	.015	
2.0	.167	.132	.103	.143	.114	.089	.098	.079	.062	.057	.046	.036	.018	.015	.012	
3.0	.159	.114	.078	.136	.099	.068	.094	.068	.048	.054	.040	.028	.017	.013	.009	
4.0	.151	.101	.062	.130	.087	.054	.089	.061	.038	.052	.035	.022	.017	.012	.007	
5.0	.144	.090	.050	.124	.078	.043	.085	.054	.031	.049	.032	.018	.016	.010	.006	
6.0	.137	.081	.041	.118	.071	.036	.081	.049	.026	.047	.029	.015	.015	.009	.005	
7.0	.131	.074	.035	.113	.065	.030	.078	.045	.022	.045	.027	.013	.015	.009	.004	
8.0	.125	.069	.030	.107	.060	.026	.074	.042	.019	.043	.025	.011	.014	.008	.004	
9.0	.119	.064	.026	.103	.055	.023	.071	.039	.016	.041	.023	.010	.013	.008	.003	
10.0	.114	.059	.023	.098	.052	.020	.068	.036	.014	.040	.021	.009	.013	.007	.003	

C Range: 0 - 360DEG
C Interval: 30.0DEG
Test Speed: HIGH
Temperature:25.3DEG
Operators:
Test Date:18 September 2026

γ Range: 0 - 180DEG
γ Interval: 1.0DEG
Test System:EVERFINE GO-2000A_V1 SYSTEM V2.0.295
Humidity:65.0%
Test Distance:14.200m [K=1.0000]
Remarks:

UGR(Unified Glare Rating) Table

Test:U:120.5V I:0.0947A P:11.14W PF:0.9755 Lamp Flux:1236.29x1 lm		
NAME:	TYPE:	WEIGHT:
SPEC.:	DIM.:	SERIAL No.:
MFR.:	SUR.:	Shielding Angle:

ceiling/cavity		0.7	0.7	0.5	0.5	0.3	0.7	0.7	0.5	0.5	0.3
walls		0.5	0.3	0.5	0.3	0.3	0.5	0.3	0.5	0.3	0.3
working plane		0.2	0.2	0.2	0.2	0.2	0.2	0.2	0.2	0.2	0.2
Room dimensions		Viewed crosswise					Viewed endwise				
x = 2H	y = 2H	27.8	29.2	28.0	29.4	29.6	28.8	30.2	29.1	30.4	30.6
	3H	28.1	29.4	28.4	29.6	29.9	29.6	30.9	29.9	31.1	31.4
	4H	28.1	29.3	28.4	29.6	29.8	29.8	31.0	30.1	31.2	31.5
	6H	28.0	29.2	28.4	29.4	29.7	29.8	30.9	30.1	31.2	31.5
	8H	28.0	29.1	28.3	29.4	29.6	29.8	30.9	30.1	31.2	31.4
	12H	27.9	29.0	28.3	29.3	29.6	29.8	30.8	30.1	31.1	31.4
4H	2H	28.1	29.3	28.4	29.6	29.8	29.0	30.2	29.3	30.5	30.7
	3H	28.6	29.6	28.9	29.9	30.2	29.9	30.9	30.2	31.2	31.5
	4H	28.6	29.5	28.9	29.8	30.2	30.1	31.0	30.4	31.3	31.7
	6H	28.5	29.4	28.9	29.7	30.1	30.1	31.0	30.5	31.3	31.7
	8H	28.5	29.3	28.9	29.6	30.0	30.1	30.9	30.5	31.3	31.6
	12H	28.5	29.2	28.9	29.6	30.0	30.1	30.8	30.5	31.2	31.6
8H	4H	28.5	29.3	29.0	29.7	30.1	30.0	30.8	30.4	31.1	31.5
	6H	28.5	29.2	29.0	29.6	30.0	30.1	30.7	30.5	31.1	31.5
	8H	28.5	29.1	29.0	29.5	30.0	30.1	30.7	30.6	31.1	31.5
	12H	28.5	29.0	29.0	29.4	29.9	30.1	30.6	30.6	31.0	31.5
12H	4H	28.5	29.2	28.9	29.6	30.0	29.9	30.7	30.4	31.0	31.4
	6H	28.5	29.1	29.0	29.5	30.0	30.0	30.6	30.5	31.0	31.5
	8H	28.5	29.0	29.0	29.4	29.9	30.1	30.6	30.5	31.0	31.5
Variations with the observer position at spacings:											
S = 1.0H		+ 0.6 / - 0.7					+ 0.3 / - 0.4				
1.5H		+ 0.3 / - 0.6					+ 0.3 / - 0.5				
2.0H		+ 0.9 / - 1.2					+ 0.9 / - 1.3				

CIE Pub.117 Corrected 1236 lm Total Lamp Luminous Flux.(8log(F/F0) = 0.7)

C Range: 0 - 360DEG
C Interval: 30.0DEG
Test Speed: HIGH
Temperature:25.3DEG
Operators:
Test Date:18 September 2026

γ Range: 0 - 180DEG
γ Interval: 1.0DEG
Test System:EVERFINE GO-2000A_V1 SYSTEM V2.0.295
Humidity:65.0%
Test Distance:14.200m [K=1.0000]
Remarks:

UTILIZATION FACTORS TABLE

Test:U:120.5V I:0.0947A P:11.14W PF:0.9755 Lamp Flux:1236.29x1 lm		
NAME:	TYPE:	WEIGHT:
SPEC.:	DIM.:	SERIAL No.:
MFR.:	SUR.:	Shielding Angle:

REFLECTANCE										
Ceiling	0.8	0.8	0.8	0.7	0.7	0.7	0.5	0.5	0.5	0
Walls	0.7	0.5	0.3	0.7	0.5	0.3	0.7	0.5	0.3	0
Working plane	0.2	0.2	0.2	0.2	0.2	0.2	0.2	0.2	0.2	0
ROOM INDEX	UTILIZATION FACTORS(PERCENT) k(RI) x RCR = 5									
k = 0.60	62	51	45	61	51	45	60	51	45	39
0.80	72	62	55	72	61	55	70	61	55	48
1.00	81	71	65	80	71	64	78	72	64	57
1.25	88	79	72	87	78	72	84	77	71	65
1.50	93	84	78	91	83	77	88	81	76	70
2.00	99	92	86	97	90	85	94	88	84	77
2.50	102	96	90	100	94	89	97	92	88	80
3.00	105	99	95	103	98	94	99	95	91	83
4.00	108	104	100	106	102	98	102	99	96	87
5.00	110	106	103	108	104	101	104	101	98	90
ROOM INDEX	UF(total)									Direct
According to DIN EN 13032-2 2004				Suspended					SHRNOM = 1.25	

C Range: 0 - 360DEG
C Interval: 30.0DEG
Test Speed: HIGH
Temperature:25.3DEG
Operators:
Test Date:18 September 2026

γ Range: 0 - 180DEG
γ Interval: 1.0DEG
Test System:EVERFINE GO-2000A_V1 SYSTEM V2.0.295
Humidity:65.0%
Test Distance:14.200m [K=1.0000]
Remarks:

ISOCANDELA DIAGRAM

Test:U:120.5V I:0.0947A P:11.14W PF:0.9755 Lamp Flux:1236.29x1 lm		
NAME:	TYPE:	WEIGHT:
SPEC.:	DIM.:	SERIAL No.:
MFR.:	SUR.:	Shielding Angle:

Conical surface Flux(90deg):
782.4 lm
%lum = 63.3%
%lamp = 63.3%

Conical surface Flux(120deg):
1086 lm
%lum = 87.8%
%lamp = 87.8%

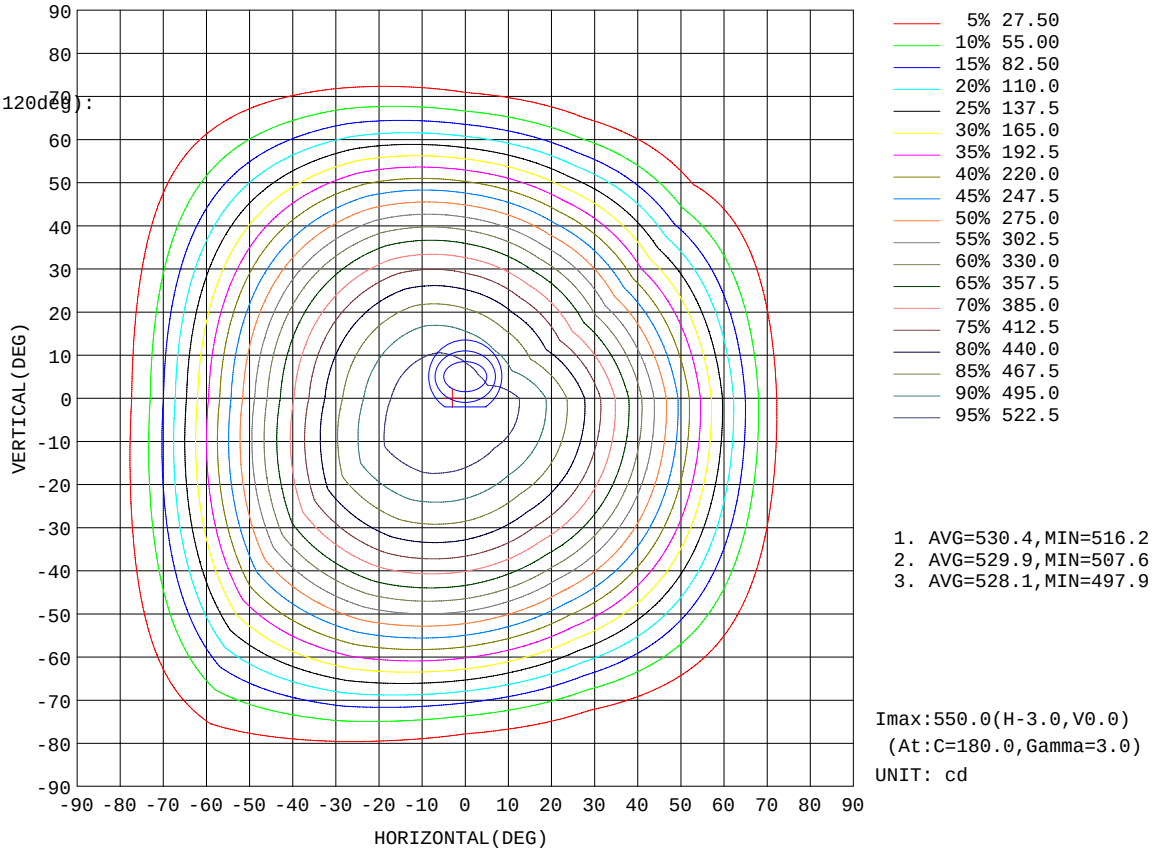

1. AVG=530.4,MIN=516.2
2. AVG=529.9,MIN=507.6
3. AVG=528.1,MIN=497.9

Imax:550.0(H-3.0,V0.0)
(At:C=180.0,Gamma=3.0)
UNIT: cd

C Range: 0 - 360DEG
C Interval: 30.0DEG
Test Speed: HIGH
Temperature:25.3DEG
Operators:
Test Date:18 September 2026

γ Range: 0 - 180DEG
γ Interval: 1.0DEG
Test System:EVERFINE GO-2000A_V1 SYSTEM V2.0.295
Humidity:65.0%
Test Distance:14.200m [K=1.0000]
Remarks:

AAI Figure

Test:U:120.5V I:0.0947A P:11.14W PF:0.9755 Lamp Flux:1236.29x1 lm		
NAME:	TYPE:	WEIGHT:
SPEC.:	DIM.:	SERIAL No.:
MFR.:	SUR.:	Shielding Angle:

Flux out:875.8 lm

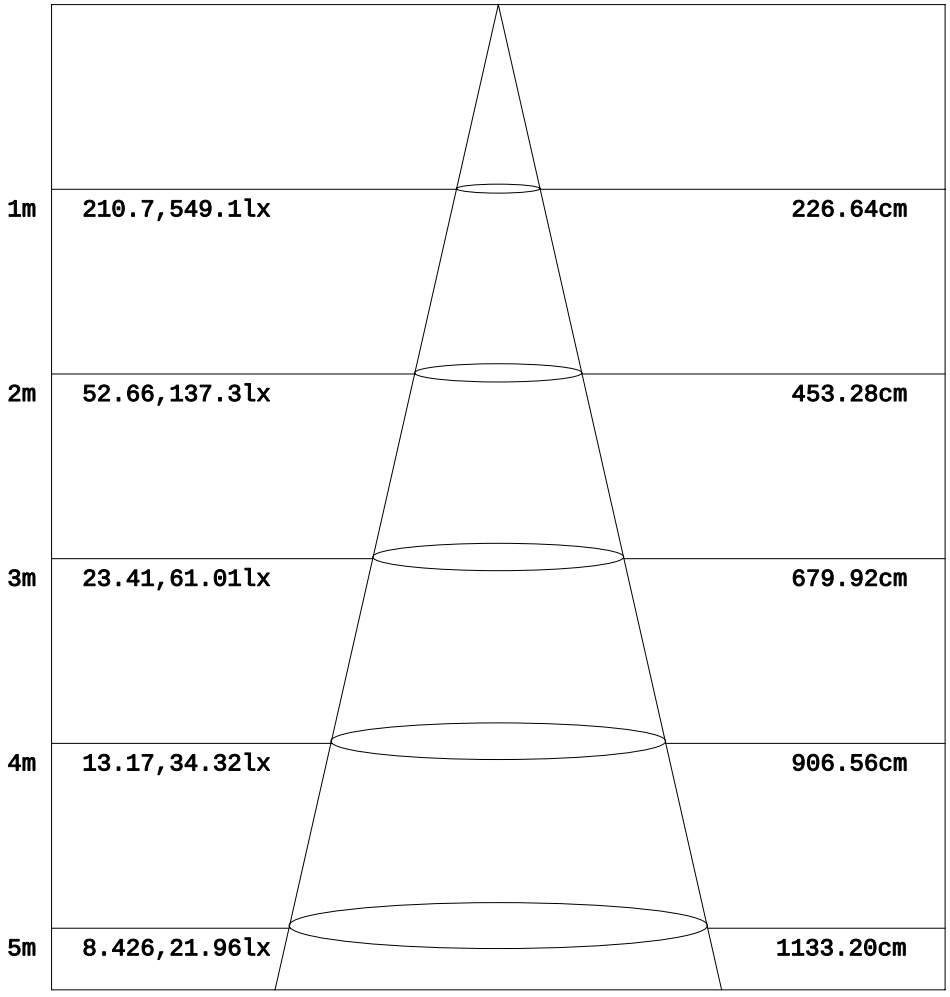

Note:The Curves indicate the illuminated area and the average illumination when the luminaire is at different distance.

C Range: 0 - 360DEG
C Interval: 30.0DEG
Test Speed: HIGH
Temperature:25.3DEG
Operators:
Test Date:18 September 2026

γ Range: 0 - 180DEG
γ Interval: 1.0DEG
Test System:EVERFINE GO-2000A_V1 SYSTEM V2.0.295
Humidity:65.0%
Test Distance:14.200m [K=1.0000]
Remarks:

ISOLUX DIAGRAM

Test:U:120.5V I:0.0947A P:11.14W PF:0.9755 Lamp Flux:1236.29x1 lm		
NAME:	TYPE:	WEIGHT:
SPEC.:	DIM.:	SERIAL No.:
MFR.:	SUR.:	Shielding Angle:

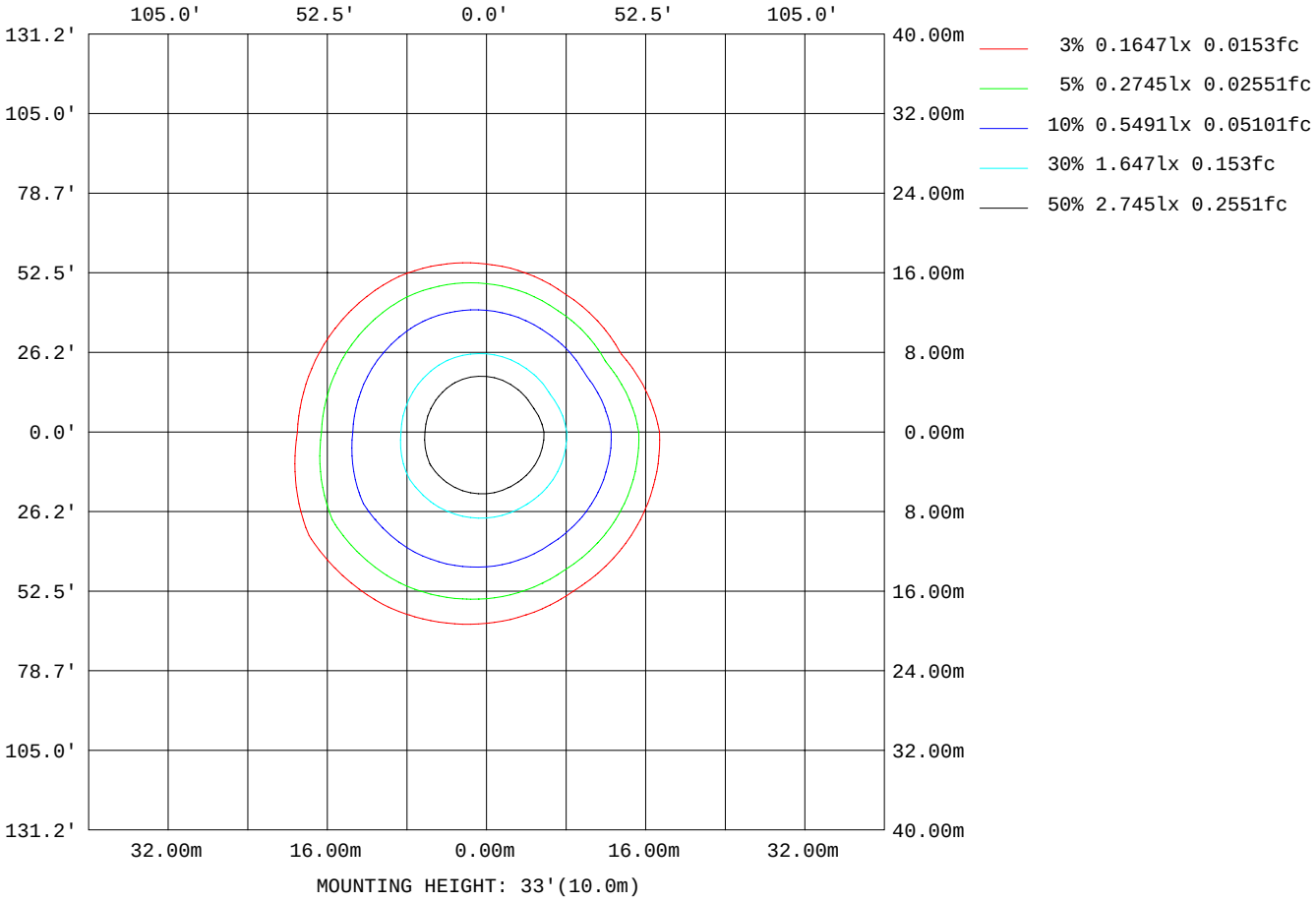

C Range: 0 - 360DEG
C Interval: 30.0DEG
Test Speed: HIGH
Temperature:25.3DEG
Operators:
Test Date:18 September 2026

γ Range: 0 - 180DEG
γ Interval: 1.0DEG
Test System:EVERFINE GO-2000A_V1 SYSTEM V2.0.295
Humidity:65.0%
Test Distance:14.200m [K=1.0000]
Remarks:

LED Avg.L Report

Test:U:120.5V I:0.0947A P:11.14W PF:0.9755 Lamp Flux:1236.29x1 lm		
NAME:	TYPE:	WEIGHT:
SPEC.:	DIM.:	SERIAL No.:
MFR.:	SUR.:	Shielding Angle:

AvgL	cd/m2
L_0~180(65)av	63661
L_0~180(75)av	28064
L_0~180(85)av	10008
L_90~270(65)av	62011
L_90~270(75)av	28447
L_90~270(85)av	11447
L_45(65)av	64299
L_45(75)av	33570
L_45(85)av	15253

Standard: GB/T 29293-2012

C Range: 0 - 360DEG
C Interval: 30.0DEG
Test Speed: HIGH
Temperature:25.3DEG
Operators:
Test Date:18 September 2026

γ Range: 0 - 180DEG
γ Interval: 1.0DEG
Test System:EVERFINE GO-2000A_V1 SYSTEM V2.0.295
Humidity:65.0%
Test Distance:14.200m [K=1.0000]
Remarks:

Planar Illuminance Curve

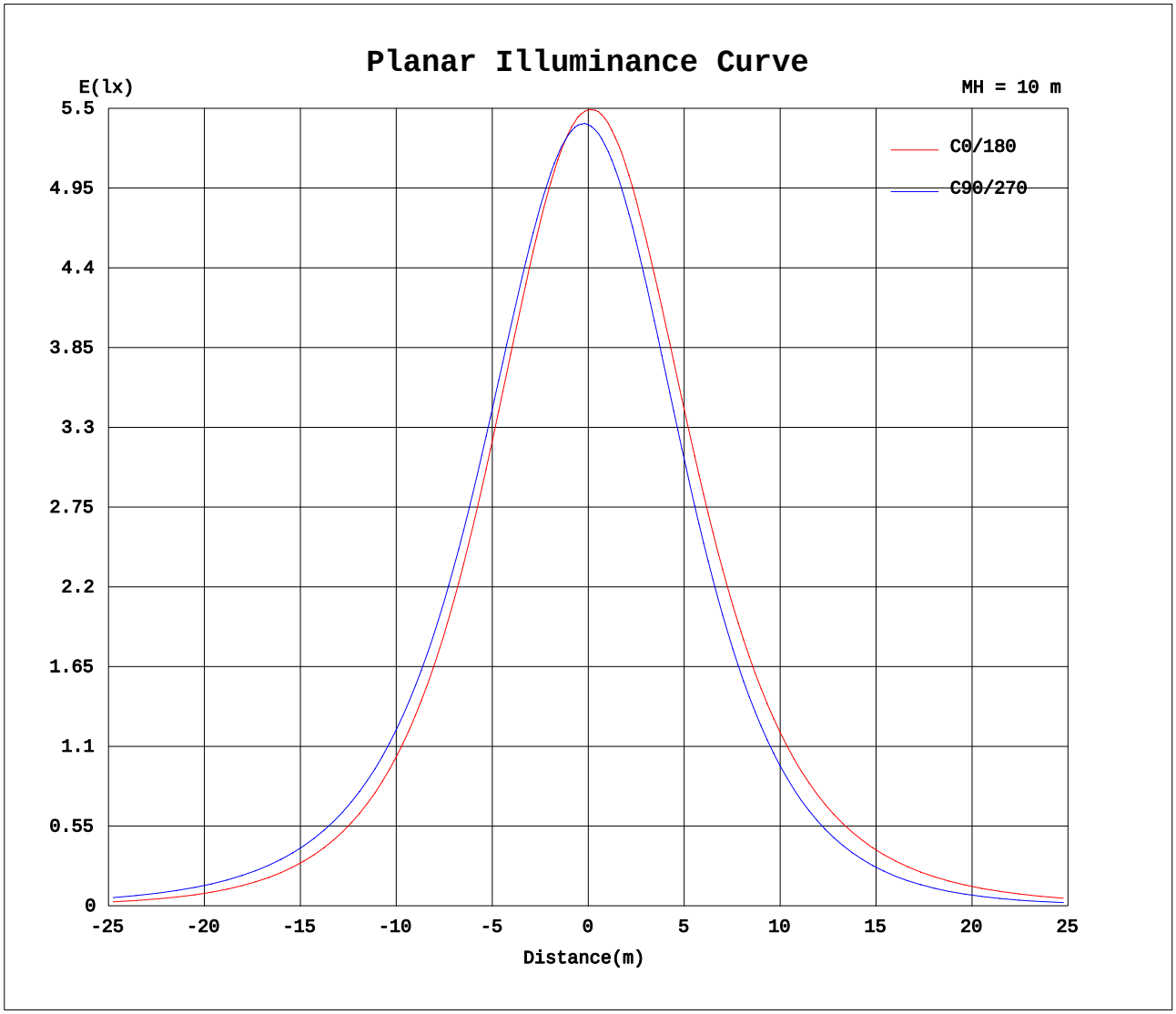

C Range: 0 - 360DEG
C Interval: 30.0DEG
Test Speed: HIGH
Temperature:25.3DEG
Operators:
Test Date:18 September 2026

γ Range: 0 - 180DEG
γ Interval: 1.0DEG
Test System:EVERFINE GO-2000A_V1 SYSTEM V2.0.295
Humidity:65.0%
Test Distance:14.200m [K=1.0000]
Remarks:

LUMINOUS DISTRIBUTION INTENSITY DATA

Test:U:120.5V I:0.0947A P:11.14W PF:0.9755 Lamp Flux:1236.29x1 lm		
NAME:	TYPE:	WEIGHT:
SPEC.:	DIM.:	SERIAL No.:
MFR.:	SUR.:	Shielding Angle:

Table--1 UNIT: cd

γ (DEG) \ C(DEG)	0	30	60	90	120	150	180	210	240	270	300	330
0	549	546	543	539	537	538	549	546	543	539	537	538
5	543	542	540	541	543	545	549	544	538	531	526	525
10	531	532	532	536	542	546	543	536	529	517	509	507
15	513	515	517	525	535	540	530	522	513	497	486	482
20	488	493	497	509	521	528	512	502	491	472	457	452
25	458	465	470	487	502	510	487	476	464	441	423	416
30	423	432	438	458	477	486	458	445	431	405	384	377
35	383	393	401	425	446	457	422	409	393	365	341	332
40	339	350	360	386	411	423	382	368	351	321	294	285
45	291	303	314	344	370	384	339	323	306	273	245	235
50	240	254	265	297	326	340	291	275	256	223	193	183
55	187	201	213	247	278	293	240	224	205	170	140	130
60	133	147	160	195	227	243	187	171	152	117	88.6	79.1
65	81.9	94.9	107	141	174	190	133	118	99.9	68.4	45.3	38.3
70	40.0	49.4	58.6	88.9	120	137	82.1	68.9	54.1	31.8	19.8	16.4
75	17.6	21.5	25.7	44.4	70.4	85.2	40.5	32.1	24.0	14.5	8.40	5.84
80	7.05	9.54	11.6	19.2	32.4	42.3	17.7	14.3	10.8	4.73	0.00	0.00
85	0.00	0.28	2.02	7.98	14.3	18.4	6.98	4.57	1.56	0.00	0.00	0.00
90	0.00	0.00	0.00	0.00	4.35	7.27	0.00	0.00	0.00	0.00	0.00	0.00
95	0.00	0.00	0.00	0.00	0.00	0.00	0.00	0.00	0.00	0.00	0.00	0.00
100	0.00	0.00	0.00	0.00	0.00	0.00	0.00	0.00	0.00	0.00	0.00	0.00
105	0.00	0.00	0.00	0.00	0.00	0.00	0.00	0.00	0.00	0.00	0.00	0.00
110	0.00	0.00	0.00	0.00	0.00	0.00	0.00	0.00	0.00	0.00	0.00	0.00
115	0.00	0.00	0.00	0.00	0.00	0.00	0.00	0.00	0.00	0.00	0.00	0.00
120	0.00	0.00	0.00	0.00	0.00	0.00	0.00	0.00	0.00	0.00	0.00	0.00
125	0.00	0.00	0.00	0.00	0.00	0.00	0.00	0.00	0.00	0.00	0.00	0.00
130	0.00	0.00	0.00	0.00	0.00	0.00	0.00	0.00	0.00	0.00	0.00	0.00
135	0.00	0.00	0.00	0.00	0.00	0.00	0.00	0.00	0.00	0.00	0.00	0.00
140	0.00	0.00	0.00	0.00	0.00	0.00	0.00	0.00	0.00	0.00	0.00	0.00
145	0.00	0.00	0.00	0.00	0.00	0.00	0.00	0.00	0.00	0.00	0.00	0.00
150	0.00	0.00	0.00	0.00	0.00	0.00	0.00	0.00	0.00	0.00	0.00	0.00
155	0.00	0.00	0.00	0.00	0.00	0.00	0.00	0.00	0.00	0.00	0.00	0.00
160	0.00	0.00	0.00	0.00	0.00	0.00	0.00	0.00	0.00	0.00	0.00	0.00
165	0.00	0.00	0.00	0.00	0.00	0.00	0.00	0.00	0.00	0.00	0.00	0.00
170	0.00	0.00	0.00	0.00	0.00	0.00	0.00	0.00	0.00	0.00	0.00	0.00
175	0.00	0.00	0.00	0.00	0.00	0.00	0.00	0.00	0.00	0.00	0.00	0.00
180	0.00	0.00	0.00	0.00	0.00	0.00	0.00	0.00	0.00	0.00	0.00	0.00

C Range: 0 - 360DEG
C Interval: 30.0DEG
Test Speed: HIGH
Temperature:25.3DEG
Operators:
Test Date:18 September 2026

γ Range: 0 - 180DEG
γ Interval: 1.0DEG
Test System:EVERFINE GO-2000A_V1 SYSTEM V2.0.295
Humidity:65.0%
Test Distance:14.200m [K=1.0000]
Remarks: