LUMINAIRE PHOTOMETRIC TEST REPORT

Test:U:120.5V I:0.0929A P:10.92W PF:0.9747 Lamp Flux:1289.61x1 lm		
NAME:	TYPE:	WEIGHT:
SPEC.:	DIM.:	SERIAL No.:
MFR.:	SUR.:	Shielding Angle:

DATA OF LAMP		PHOTOMETRIC DATA Eff: 118.13 lm/W			
MODEL	PT-CDL-SMDL12-DD-5C3P-4-12w-3000k	Imax(cd)	570.4	S/MH(C0/180)	1.20
NOMINAL POWER(W)	12	LOR(%)	100.0	S/MH(C90/270)	1.17
RATED VOLTAGE(V)	120	TOTAL FLUX(lm)	1289.6	η UP,DN(C0-180)	0.0,52.9
NOMINAL FLUX(lm)	1289.61	CIE CLASS	DIRECT	η UP,DN(C180-360)	0.0,47.1
LAMPS INSIDE	1	η up(%)	0.0	CIBSE SHR NOM	1.25
TEST VOLTAGE(V)	120	η down(%)	100.0	CIBSE SHR MAX	1.30

LUMINOUS INTENSITY DISTRIBUTION DIAGRAM

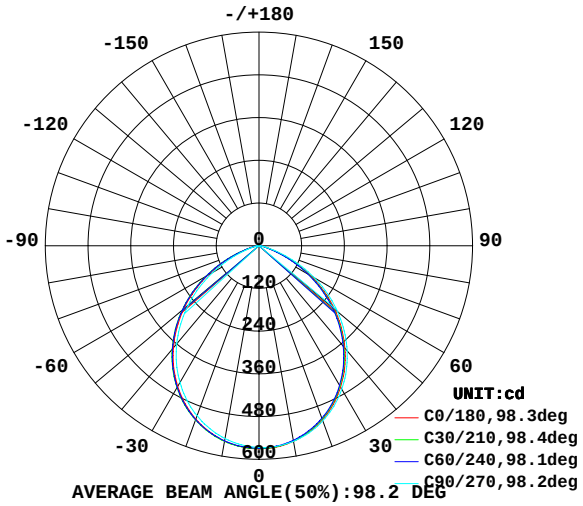

AVERAGE BEAM ANGLE(50%):98.2 DEG

C0 PLANE ISOLUX DIAGRAM (UNIT:lx)

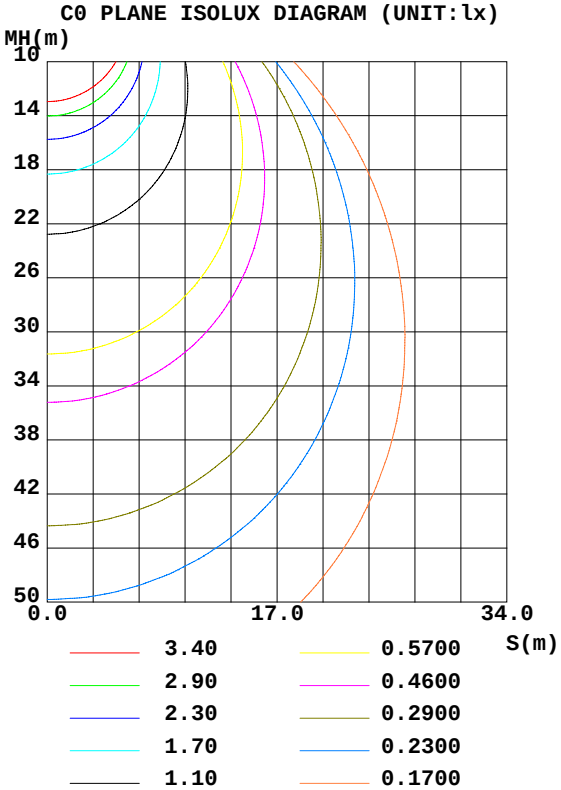

C Range: 0 - 360DEG
C Interval: 30.0DEG
Test Speed: HIGH
Temperature:25.3DEG
Operators:
Test Date:18 September 2026

γ Range: 0 - 180DEG
γ Interval: 1.0DEG
Test System:EVERFINE GO-2000A_V1 SYSTEM V2.0.295
Humidity:65.0%
Test Distance:14.200m [K=1.0000]
Remarks:

ZONAL FLUX DIAGRAM

ZONAL FLUX DIAGRAM:

γ	C0	C45	C90	C135	C180	C225	C270	C315	γ	Φ zone	Φ total	%lum,lamp
10	557.9	555.8	557.9	565.6	556.8	557.2	550.1	540.3	0- 10	53.60	53.60	4.16,4.16
20	520.5	517.0	523.7	540.0	518.5	520.6	508.4	490.4	10- 20	152.0	205.6	15.9,15.9
30	458.7	454.0	465.3	490.1	456.6	459.8	443.9	417.6	20- 30	225.1	430.7	33.4,33.4
40	375.4	369.8	385.4	417.1	374.4	378.9	359.7	326.7	30- 40	260.3	691.0	53.6,53.6
50	276.9	269.8	288.2	325.9	275.5	281.4	259.7	220.5	40- 50	250.7	941.7	73,73
60	167.1	159.2	179.1	220.9	166.2	172.7	149.8	109.5	50- 60	196.9	1139	88.3,88.3
70	61.88	55.08	70.22	109.7	61.72	67.18	49.51	27.78	60- 70	111.0	1250	96.9,96.9
80	12.84	10.76	14.43	27.04	12.58	13.85	9.662	3.021	70- 80	34.85	1284	99.6,99.6
90	0	0	0	2.233	0	0	0	0	80- 90	5.140	1290	100,100
100	0	0	0	0	0	0	0	0	90-100	0.0368	1290	100,100
110	0	0	0	0	0	0	0	0	100-110	0	1290	100,100
120	0	0	0	0	0	0	0	0	110-120	0	1290	100,100
130	0	0	0	0	0	0	0	0	120-130	0	1290	100,100
140	0	0	0	0	0	0	0	0	130-140	0	1290	100,100
150	0	0	0	0	0	0	0	0	140-150	0	1290	100,100
160	0	0	0	0	0	0	0	0	150-160	0	1290	100,100
170	0	0	0	0	0	0	0	0	160-170	0	1290	100,100
180	0.0535	0.0602	0.0268	0.0402	0.0402	0.0870	0.0268	0.0469	170-180	0.0005	1290	100,100
DEG	LUMINOUS INTENSITY:cd									UNIT:lm		

C Range: 0 - 360DEG
C Interval: 30.0DEG
Test Speed: HIGH
Temperature:25.3DEG
Operators:
Test Date:18 September 2026

γ Range: 0 - 180DEG
γ Interval: 1.0DEG
Test System:EVERFINE GO-2000A_V1 SYSTEM V2.0.295
Humidity:65.0%
Test Distance:14.200m [K=1.0000]
Remarks:

CU AND LUMINAIRE BUDGETARY ESTIMATE DIAGRAM

Test:U:120.5V I:0.0929A P:10.92W PF:0.9747 Lamp Flux:1289.61x1 lm		
NAME:	TYPE:	WEIGHT:
SPEC.:	DIM.:	SERIAL No.:
MFR.:	SUR.:	Shielding Angle:

ρcc	80%			70%			50%			30%			10%			0
ρw	50%	30%	10%	50%	30%	10%	50%	30%	10%	50%	30%	10%	50%	30%	10%	0
ρfc	20%			20%			20%			20%			20%			0
RCR	RCR:Room Cavity Ratio			Coefficients of Utilization(CU)												
0.0	1.19	1.19	1.19	1.16	1.16	1.16	1.11	1.11	1.11	1.06	1.06	1.06	1.02	1.02	1.02	.00
1.0	1.06	1.03	.00	1.04	1.01	.98	1.00	.97	.95	.96	.94	.92	.93	.91	.89	.87
2.0	.94	.89	.84	.93	.87	.83	.89	.85	.81	.86	.82	.79	.83	.80	.77	.75
3.0	.84	.77	.71	.83	.76	.70	.80	.74	.69	.77	.72	.68	.74	.70	.67	.65
4.0	.75	.67	.61	.74	.66	.61	.71	.65	.60	.69	.64	.59	.67	.62	.58	.56
5.0	.68	.59	.53	.67	.59	.53	.65	.58	.52	.63	.57	.52	.61	.56	.51	.49
6.0	.61	.53	.47	.60	.52	.47	.59	.52	.46	.57	.51	.46	.55	.50	.46	.44
7.0	.56	.48	.42	.55	.47	.42	.54	.46	.41	.52	.46	.41	.51	.45	.41	.39
8.0	.51	.43	.38	.50	.43	.37	.49	.42	.37	.48	.42	.37	.47	.41	.37	.35
9.0	.47	.39	.34	.46	.39	.34	.45	.38	.34	.44	.38	.34	.43	.38	.33	.32
10.0	.43	.36	.31	.43	.36	.31	.42	.35	.31	.41	.35	.31	.40	.35	.30	.29

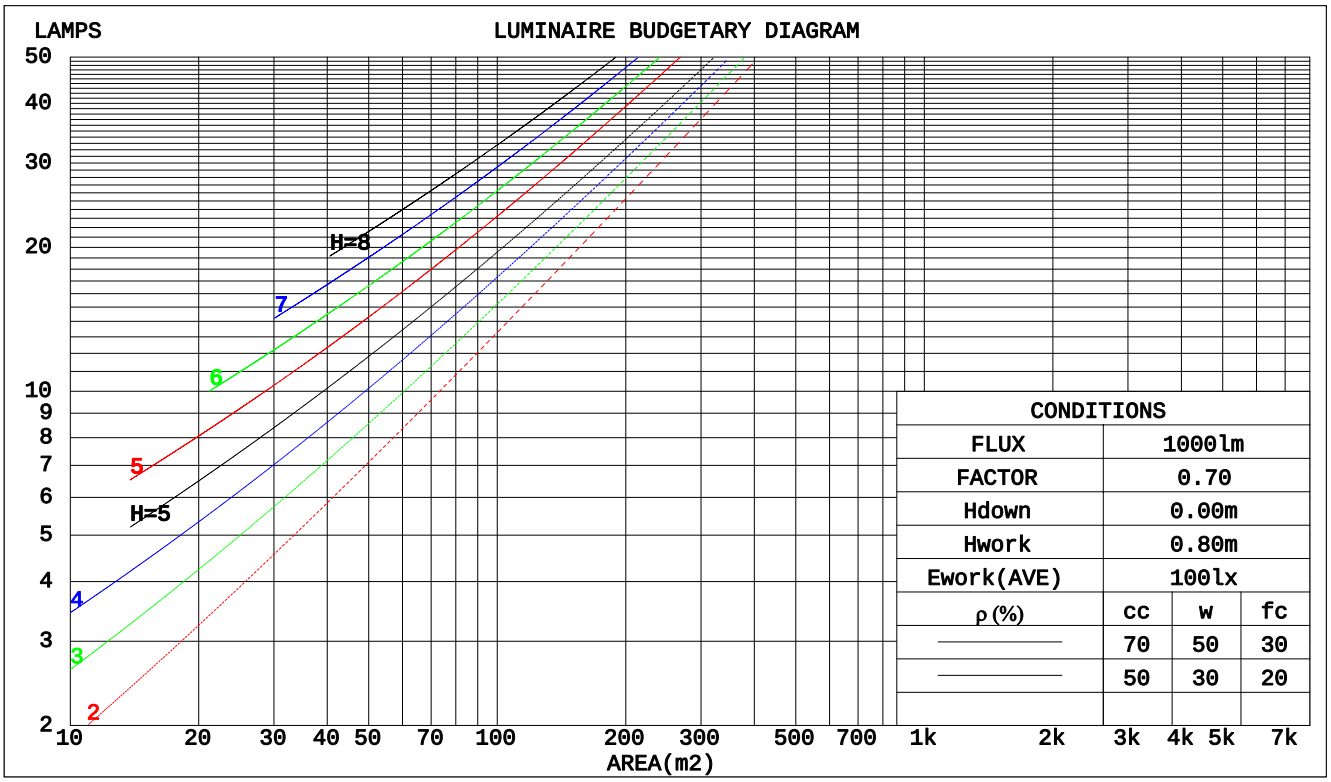

C Range: 0 - 360DEG
C Interval: 30.0DEG
Test Speed: HIGH
Temperature:25.3DEG
Operators:
Test Date:18 September 2026

γ Range: 0 - 180DEG
γ Interval: 1.0DEG
Test System:EVERFINE GO-2000A_V1 SYSTEM V2.0.295
Humidity:65.0%
Test Distance:14.200m [K=1.0000]
Remarks:

WEC AND CCEC

Test:U:120.5V I:0.0929A P:10.92W PF:0.9747 Lamp Flux:1289.61x1 lm		
NAME:	TYPE:	WEIGHT:
SPEC.:	DIM.:	SERIAL No.:
MFR.:	SUR.:	Shielding Angle:

ρcc	80%			70%			50%			30%			10%			0
ρw	50%	30%	10%	50%	30%	10%	50%	30%	10%	50%	30%	10%	50%	30%	10%	0
ρfc	20%			20%			20%			20%			20%			0
RCR	RCR:Room Cavity Ratio						Wall Exitance Coeffcients(WEC)									
0.0																
1.0	.260	.148	.047	.253	.144	.046	.240	.138	.044	.228	.131	.042	.217	.126	.041	
2.0	.253	.139	.043	.247	.136	.042	.236	.131	.041	.225	.126	.040	.215	.122	.038	
3.0	.240	.128	.038	.234	.126	.038	.225	.122	.037	.215	.118	.036	.207	.114	.035	
4.0	.225	.117	.034	.221	.115	.034	.212	.112	.034	.204	.109	.033	.196	.106	.032	
5.0	.211	.108	.031	.207	.106	.031	.199	.104	.031	.192	.101	.030	.185	.099	.030	
6.0	.198	.099	.028	.194	.098	.028	.187	.096	.028	.181	.094	.028	.175	.092	.027	
7.0	.186	.092	.026	.183	.091	.026	.176	.089	.026	.171	.087	.025	.165	.086	.025	
8.0	.175	.086	.024	.172	.085	.024	.166	.083	.024	.161	.082	.024	.156	.080	.023	
9.0	.165	.080	.022	.162	.079	.022	.157	.078	.022	.153	.076	.022	.148	.075	.022	
10.0	.156	.075	.021	.154	.074	.021	.149	.073	.021	.145	.072	.020	.141	.071	.020	

ρcc	80%			70%			50%			30%			10%			0
ρw	50%	30%	10%	50%	30%	10%	50%	30%	10%	50%	30%	10%	50%	30%	10%	0
ρfc	20%			20%			20%			20%			20%			0
RCR	RCR:Room Cavity Ratio						Ceiling Cavity Exitance Coefficients(CCEC)									
0.0	.190	.190	.190	.163	.163	.163	.111	.111	.111	.064	.064	.064	.020	.020	.020	
1.0	.177	.157	.138	.151	.134	.119	.104	.092	.082	.060	.054	.048	.019	.017	.015	
2.0	.167	.132	.103	.143	.114	.089	.098	.079	.062	.057	.046	.036	.018	.015	.012	
3.0	.159	.114	.079	.136	.098	.068	.093	.068	.048	.054	.040	.028	.017	.013	.009	
4.0	.151	.100	.062	.130	.087	.054	.089	.061	.038	.052	.035	.022	.017	.012	.007	
5.0	.144	.090	.050	.124	.078	.044	.085	.054	.031	.049	.032	.018	.016	.010	.006	
6.0	.137	.081	.041	.118	.070	.036	.081	.049	.026	.047	.029	.015	.015	.009	.005	
7.0	.131	.074	.035	.112	.064	.030	.078	.045	.022	.045	.027	.013	.015	.009	.004	
8.0	.125	.069	.030	.107	.059	.026	.074	.042	.019	.043	.025	.011	.014	.008	.004	
9.0	.119	.064	.026	.102	.055	.023	.071	.039	.016	.041	.023	.010	.013	.008	.003	
10.0	.114	.059	.023	.098	.052	.020	.068	.036	.014	.040	.021	.009	.013	.007	.003	

C Range: 0 - 360DEG
C Interval: 30.0DEG
Test Speed: HIGH
Temperature:25.3DEG
Operators:
Test Date:18 September 2026

γ Range: 0 - 180DEG
γ Interval: 1.0DEG
Test System:EVERFINE GO-2000A_V1 SYSTEM V2.0.295
Humidity:65.0%
Test Distance:14.200m [K=1.0000]
Remarks:

UGR(Unified Glare Rating) Table

Test:U:120.5V I:0.0929A P:10.92W PF:0.9747 Lamp Flux:1289.61x1 lm		
NAME:	TYPE:	WEIGHT:
SPEC.:	DIM.:	SERIAL No.:
MFR.:	SUR.:	Shielding Angle:

ceiling/cavity		0.7	0.7	0.5	0.5	0.3	0.7	0.7	0.5	0.5	0.3
walls		0.5	0.3	0.5	0.3	0.3	0.5	0.3	0.5	0.3	0.3
working plane		0.2	0.2	0.2	0.2	0.2	0.2	0.2	0.2	0.2	0.2
Room dimensions		Viewed crosswise					Viewed endwise				
x = 2H	y = 2H	28.4	29.8	28.7	30.0	30.2	28.5	29.9	28.8	30.1	30.3
	3H	28.9	30.2	29.2	30.5	30.7	29.1	30.4	29.4	30.6	30.8
	4H	29.0	30.2	29.3	30.4	30.7	29.2	30.4	29.5	30.6	30.9
	6H	29.0	30.1	29.3	30.4	30.6	29.1	30.3	29.5	30.5	30.8
	8H	28.9	30.0	29.3	30.3	30.6	29.1	30.2	29.4	30.5	30.8
	12H	28.9	29.9	29.2	30.2	30.5	29.1	30.1	29.4	30.4	30.7
4H	2H	28.7	29.9	29.0	30.1	30.4	28.8	30.0	29.1	30.2	30.5
	3H	29.3	30.3	29.6	30.6	30.9	29.4	30.5	29.8	30.7	31.0
	4H	29.4	30.3	29.7	30.6	31.0	29.5	30.5	29.9	30.8	31.1
	6H	29.4	30.2	29.8	30.6	30.9	29.5	30.3	29.9	30.7	31.1
	8H	29.3	30.1	29.8	30.5	30.9	29.5	30.3	29.9	30.6	31.0
	12H	29.3	30.0	29.7	30.4	30.8	29.5	30.2	29.9	30.6	31.0
8H	4H	29.3	30.1	29.7	30.5	30.8	29.4	30.2	29.9	30.6	31.0
	6H	29.3	30.0	29.8	30.4	30.8	29.5	30.1	29.9	30.5	30.9
	8H	29.3	29.9	29.8	30.3	30.8	29.5	30.0	29.9	30.5	30.9
	12H	29.3	29.8	29.8	30.2	30.7	29.5	29.9	29.9	30.4	30.9
12H	4H	29.3	30.0	29.7	30.4	30.8	29.4	30.1	29.8	30.5	30.9
	6H	29.3	29.9	29.8	30.3	30.7	29.5	30.0	29.9	30.4	30.9
	8H	29.3	29.8	29.8	30.2	30.7	29.5	29.9	29.9	30.4	30.9

Variations with the observer position at spacings:		
S = 1.0H	+ 0.5 / - 0.6	+ 0.4 / - 0.5
1.5H	+ 0.3 / - 0.4	+ 0.3 / - 0.4
2.0H	+ 0.9 / - 1.1	+ 1.0 / - 1.3

CIE Pub.117 Corrected 1290 lm Total Lamp Luminous Flux.(8log(F/F0) = 0.9)

C Range: 0 - 360DEG
C Interval: 30.0DEG
Test Speed: HIGH
Temperature:25.3DEG
Operators:
Test Date:18 September 2026

γ Range: 0 - 180DEG
γ Interval: 1.0DEG
Test System:EVERFINE GO-2000A_V1 SYSTEM V2.0.295
Humidity:65.0%
Test Distance:14.200m [K=1.0000]
Remarks:

UTILIZATION FACTORS TABLE

Test:U:120.5V I:0.0929A P:10.92W PF:0.9747 Lamp Flux:1289.61x1 lm		
NAME:	TYPE:	WEIGHT:
SPEC.:	DIM.:	SERIAL No.:
MFR.:	SUR.:	Shielding Angle:

REFLECTANCE										
Ceiling	0.8	0.8	0.8	0.7	0.7	0.7	0.5	0.5	0.5	0
Walls	0.7	0.5	0.3	0.7	0.5	0.3	0.7	0.5	0.3	0
Working plane	0.2	0.2	0.2	0.2	0.2	0.2	0.2	0.2	0.2	0
ROOM INDEX	UTILIZATION FACTORS(PERCENT) k(RI) x RCR = 5									
k = 0.60	62	51	45	62	51	45	60	51	45	39
0.80	73	62	55	72	62	55	70	61	55	49
1.00	81	71	65	80	71	65	78	72	64	58
1.25	88	79	73	87	78	72	84	77	71	65
1.50	93	84	78	91	83	78	88	82	77	70
2.00	99	92	86	97	91	85	94	88	84	77
2.50	102	96	91	100	94	90	97	92	88	80
3.00	105	99	95	103	98	94	99	95	92	84
4.00	109	104	100	106	102	99	102	99	96	88
5.00	111	107	103	108	105	102	104	101	98	90
ROOM INDEX	UF(total)									Direct
According to DIN EN 13032-2 2004				Suspended					SHRNOM = 1.25	

C Range: 0 - 360DEG
C Interval: 30.0DEG
Test Speed: HIGH
Temperature:25.3DEG
Operators:
Test Date:18 September 2026

γ Range: 0 - 180DEG
γ Interval: 1.0DEG
Test System:EVERFINE GO-2000A_V1 SYSTEM V2.0.295
Humidity:65.0%
Test Distance:14.200m [K=1.0000]
Remarks:

ISOCANDELA DIAGRAM

Test:U:120.5V I:0.0929A P:10.92W PF:0.9747 Lamp Flux:1289.61x1 lm		
NAME:	TYPE:	WEIGHT:
SPEC.:	DIM.:	SERIAL No.:
MFR.:	SUR.:	Shielding Angle:

Conical surface Flux(90deg):
820.41 lm
%lum = 63.6%
%lamp = 63.6%

Conical surface Flux(120deg):
1138.6 lm
%lum = 88.3%
%lamp = 88.3%

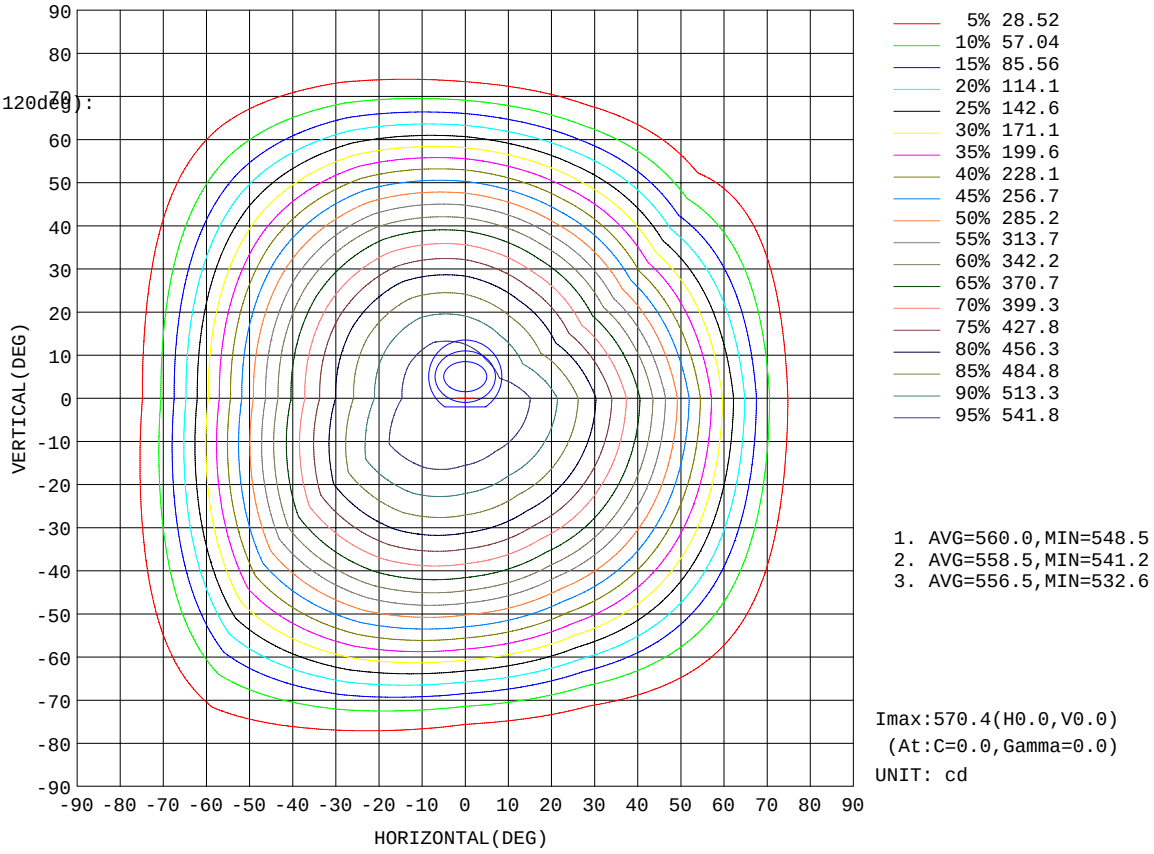

C Range: 0 - 360DEG
C Interval: 30.0DEG
Test Speed: HIGH
Temperature:25.3DEG
Operators:
Test Date:18 September 2026

γ Range: 0 - 180DEG
γ Interval: 1.0DEG
Test System:EVERFINE GO-2000A_V1 SYSTEM V2.0.295
Humidity:65.0%
Test Distance:14.200m [K=1.0000]
Remarks:

AAI Figure

Test:U:120.5V I:0.0929A P:10.92W PF:0.9747 Lamp Flux:1289.61x1 lm		
NAME:	TYPE:	WEIGHT:
SPEC.:	DIM.:	SERIAL No.:
MFR.:	SUR.:	Shielding Angle:

Flux out:918.3 lm

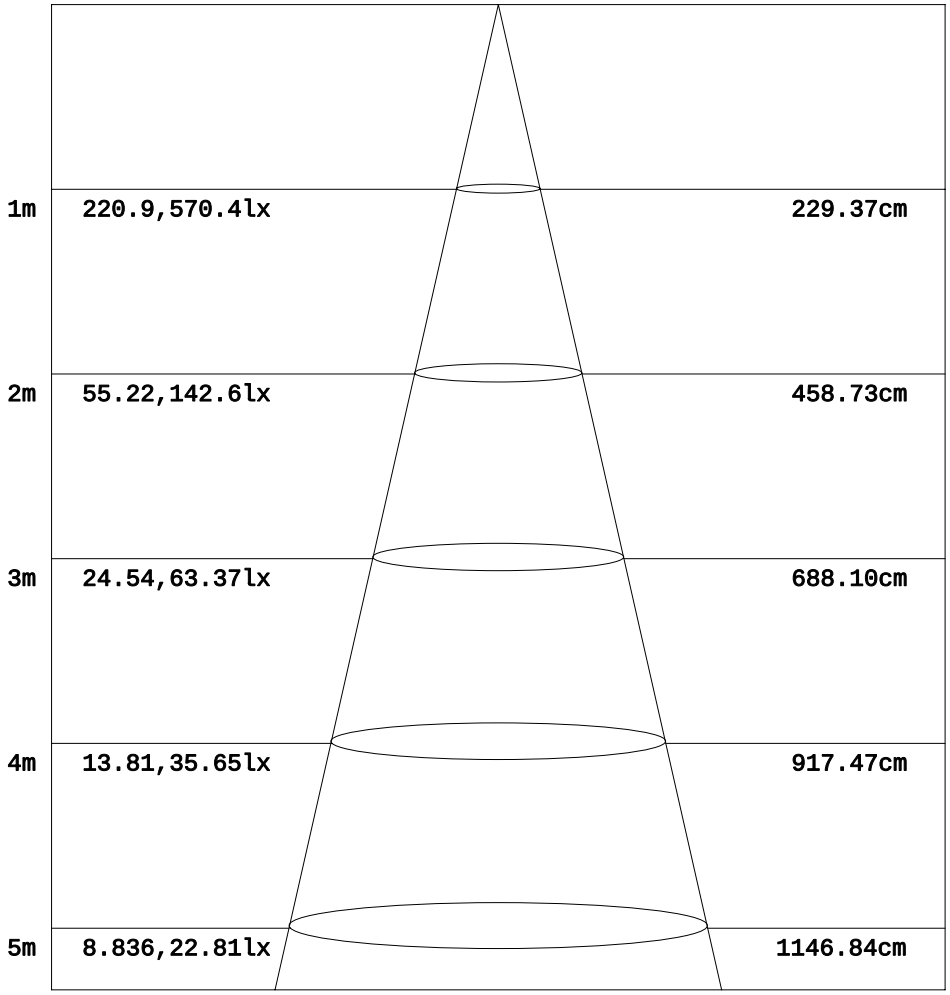

Note:The Curves indicate the illuminated area and the average illumination when the luminaire is at different distance.

C Range: 0 - 360DEG
C Interval: 30.0DEG
Test Speed: HIGH
Temperature:25.3DEG
Operators:
Test Date:18 September 2026

γ Range: 0 - 180DEG
γ Interval: 1.0DEG
Test System:EVERFINE GO-2000A_V1 SYSTEM V2.0.295
Humidity:65.0%
Test Distance:14.200m [K=1.0000]
Remarks:

ISOLUX DIAGRAM

Test:U:120.5V I:0.0929A P:10.92W PF:0.9747 Lamp Flux:1289.61x1 lm		
NAME:	TYPE:	WEIGHT:
SPEC.:	DIM.:	SERIAL No.:
MFR.:	SUR.:	Shielding Angle:

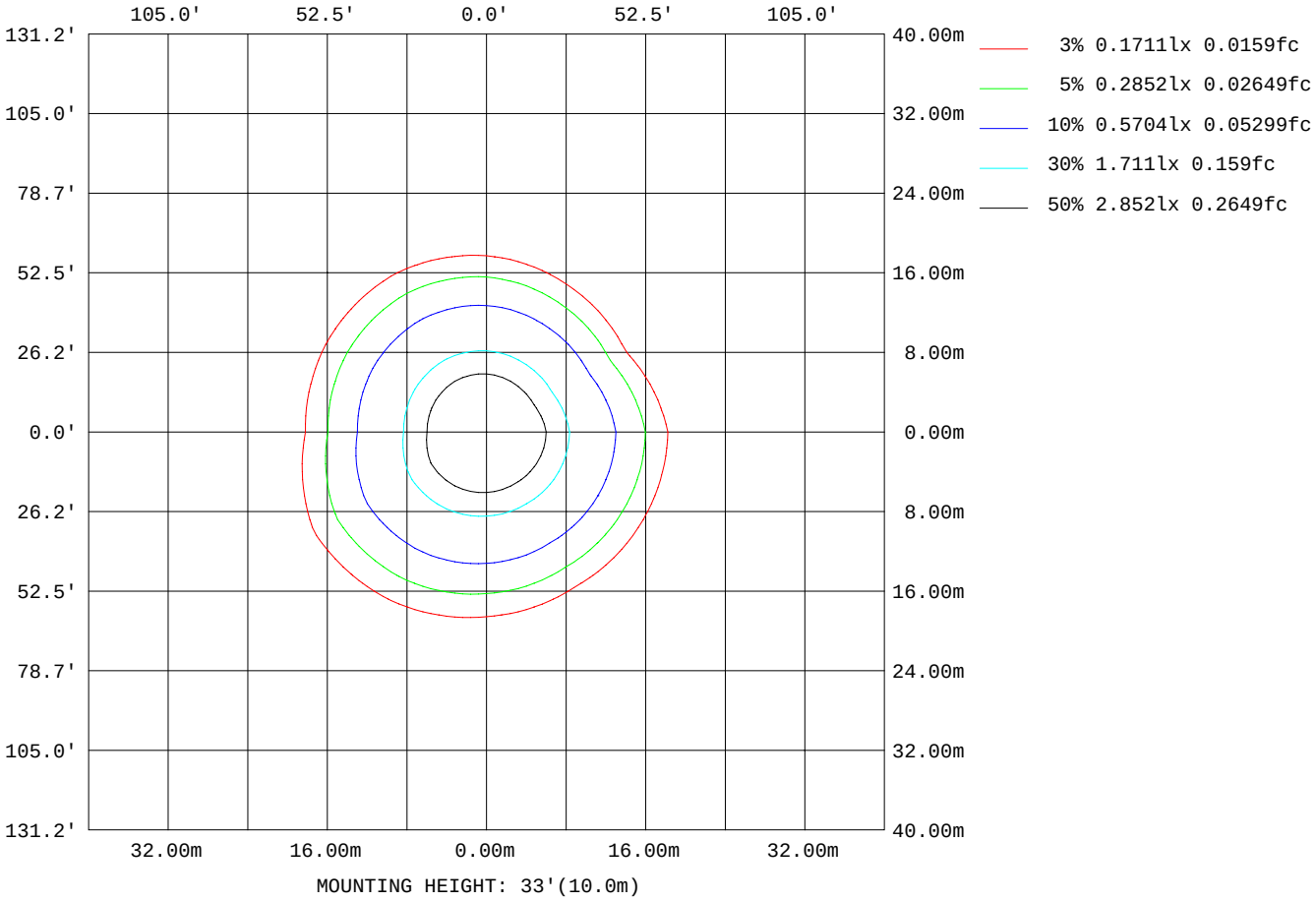

C Range: 0 - 360DEG
C Interval: 30.0DEG
Test Speed: HIGH
Temperature:25.3DEG
Operators:
Test Date:18 September 2026

γ Range: 0 - 180DEG
γ Interval: 1.0DEG
Test System:EVERFINE GO-2000A_V1 SYSTEM V2.0.295
Humidity:65.0%
Test Distance:14.200m [K=1.0000]
Remarks:

LED Avg.L Report

Test:U:120.5V I:0.0929A P:10.92W PF:0.9747 Lamp Flux:1289.61x1 lm		
NAME:	TYPE:	WEIGHT:
SPEC.:	DIM.:	SERIAL No.:
MFR.:	SUR.:	Shielding Angle:

AvgL	cd/m2
L_0~180(65)av	66014
L_0~180(75)av	26675
L_0~180(85)av	7409
L_90~270(65)av	64665
L_90~270(75)av	25875
L_90~270(85)av	6192
L_45(65)av	66359
L_45(75)av	31353
L_45(85)av	12653

Standard: GB/T 29293-2012

C Range: 0 - 360DEG
C Interval: 30.0DEG
Test Speed: HIGH
Temperature:25.3DEG
Operators:
Test Date:18 September 2026

γ Range: 0 - 180DEG
γ Interval: 1.0DEG
Test System:EVERFINE GO-2000A_V1 SYSTEM V2.0.295
Humidity:65.0%
Test Distance:14.200m [K=1.0000]
Remarks:

Planar Illuminance Curve

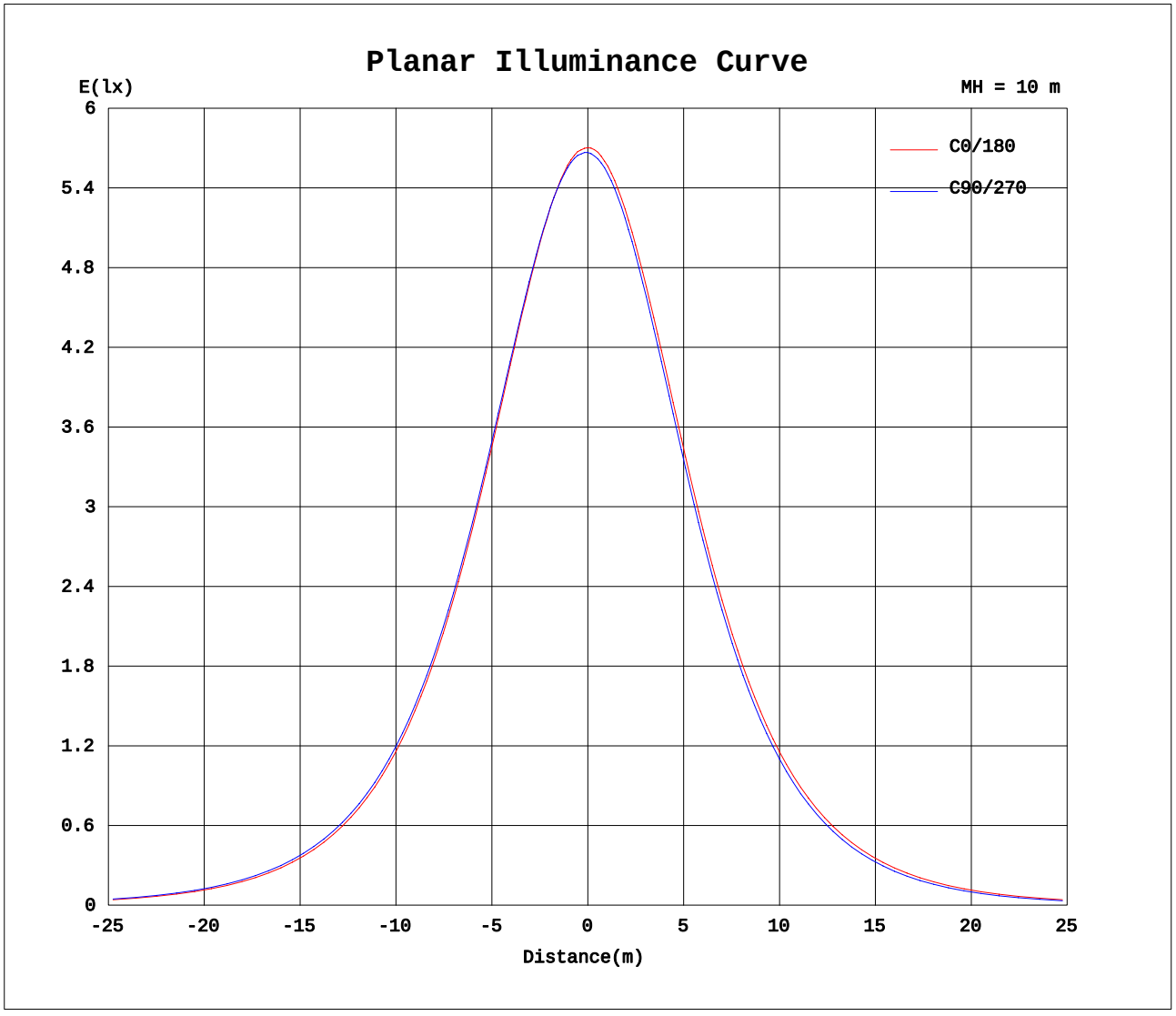

C Range: 0 - 360DEG
C Interval: 30.0DEG
Test Speed: HIGH
Temperature:25.3DEG
Operators:
Test Date:18 September 2026

γ Range: 0 - 180DEG
γ Interval: 1.0DEG
Test System:EVERFINE GO-2000A_V1 SYSTEM V2.0.295
Humidity:65.0%
Test Distance:14.200m [K=1.0000]
Remarks:

LUMINOUS DISTRIBUTION INTENSITY DATA

Test:U:120.5V I:0.0929A P:10.92W PF:0.9747 Lamp Flux:1289.61x1 lm		
NAME:	TYPE:	WEIGHT:
SPEC.:	DIM.:	SERIAL No.:
MFR.:	SUR.:	Shielding Angle:

Table--1 UNIT: cd

γ (DEG) \ C(DEG)	0	30	60	90	120	150	180	210	240	270	300	330
0	570	570	569	567	566	566	570	570	569	567	566	566
5	568	567	565	566	568	570	567	567	566	562	557	556
10	558	557	555	558	563	568	557	558	556	550	542	539
15	542	540	538	544	553	559	541	542	541	532	521	516
20	521	518	516	524	536	544	518	521	520	508	494	487
25	492	489	487	498	514	522	490	494	493	479	461	452
30	459	455	453	465	484	496	457	460	459	444	423	412
35	420	416	413	427	450	462	418	422	421	404	381	368
40	375	371	368	385	410	424	374	380	378	360	334	320
45	328	323	320	339	366	382	327	333	331	311	284	267
50	277	272	268	288	318	334	276	282	281	260	231	210
55	223	217	214	235	266	284	222	229	227	206	176	153
60	167	161	157	179	212	230	166	173	172	150	121	98.5
65	112	106	102	123	155	175	111	118	117	95.8	69.7	52.8
70	61.9	56.9	53.3	70.2	100	119	61.7	68.0	66.4	49.5	32.1	23.4
75	27.5	25.0	23.0	31.6	52.5	68.2	27.7	31.3	30.2	21.9	14.6	10.2
80	12.8	11.4	10.1	14.4	22.8	31.3	12.6	14.1	13.6	9.66	4.47	1.57
85	2.52	0.97	0.49	4.01	9.90	14.1	2.65	4.07	3.61	0.31	0.00	0.00
90	0.00	0.00	0.00	0.00	0.47	4.00	0.00	0.00	0.00	0.00	0.00	0.00
95	0.00	0.00	0.00	0.00	0.00	0.00	0.00	0.00	0.00	0.00	0.00	0.00
100	0.00	0.00	0.00	0.00	0.00	0.00	0.00	0.00	0.00	0.00	0.00	0.00
105	0.00	0.00	0.00	0.00	0.00	0.00	0.00	0.00	0.00	0.00	0.00	0.00
110	0.00	0.00	0.00	0.00	0.00	0.00	0.00	0.00	0.00	0.00	0.00	0.00
115	0.00	0.00	0.00	0.00	0.00	0.00	0.00	0.00	0.00	0.00	0.00	0.00
120	0.00	0.00	0.00	0.00	0.00	0.00	0.00	0.00	0.00	0.00	0.00	0.00
125	0.00	0.00	0.00	0.00	0.00	0.00	0.00	0.00	0.00	0.00	0.00	0.00
130	0.00	0.00	0.00	0.00	0.00	0.00	0.00	0.00	0.00	0.00	0.00	0.00
135	0.00	0.00	0.00	0.00	0.00	0.00	0.00	0.00	0.00	0.00	0.00	0.00
140	0.00	0.00	0.00	0.00	0.00	0.00	0.00	0.00	0.00	0.00	0.00	0.00
145	0.00	0.00	0.00	0.00	0.00	0.00	0.00	0.00	0.00	0.00	0.00	0.00
150	0.00	0.00	0.00	0.00	0.00	0.00	0.00	0.00	0.00	0.00	0.00	0.00
155	0.00	0.00	0.00	0.00	0.00	0.00	0.00	0.00	0.00	0.00	0.00	0.00
160	0.00	0.00	0.00	0.00	0.00	0.00	0.00	0.00	0.00	0.00	0.00	0.00
165	0.00	0.00	0.00	0.00	0.00	0.00	0.00	0.00	0.00	0.00	0.00	0.00
170	0.00	0.00	0.00	0.00	0.00	0.00	0.00	0.00	0.00	0.00	0.00	0.00
175	0.00	0.00	0.00	0.00	0.00	0.00	0.00	0.00	0.00	0.00	0.03	0.03
180	0.05	0.07	0.05	0.03	0.04	0.04	0.04	0.08	0.09	0.03	0.04	0.05

C Range: 0 - 360DEG
C Interval: 30.0DEG
Test Speed: HIGH
Temperature:25.3DEG
Operators:
Test Date:18 September 2026

γ Range: 0 - 180DEG
γ Interval: 1.0DEG
Test System:EVERFINE GO-2000A_V1 SYSTEM V2.0.295
Humidity:65.0%
Test Distance:14.200m [K=1.0000]
Remarks: