LUMINAIRE PHOTOMETRIC TEST REPORT

Test:U:120.5V I:0.0929A P:10.91W PF:0.9747 Lamp Flux:1307.08x1 lm		
NAME:	TYPE:	WEIGHT:
SPEC.:	DIM.:	SERIAL No.:
MFR.:	SUR.:	Shielding Angle:

DATA OF LAMP		PHOTOMETRIC DATA Eff: 119.81 lm/W			
MODEL	PT-CDL-SMDL12-DD-5C3P-4-12w-3500k	Imax(cd)	578.5	S/MH(C0/180)	1.21
NOMINAL POWER(W)	12	LOR(%)	100.0	S/MH(C90/270)	1.17
RATED VOLTAGE(V)	120	TOTAL FLUX(lm)	1307.1	η UP,DN(C0-180)	0.0,52.6
NOMINAL FLUX(lm)	1307.08	CIE CLASS	DIRECT	η UP,DN(C180-360)	0.0,47.4
LAMPS INSIDE	1	η up(%)	0.0	CIBSE SHR NOM	1.25
TEST VOLTAGE(V)	120	η down(%)	100.0	CIBSE SHR MAX	1.30

LUMINOUS INTENSITY DISTRIBUTION DIAGRAM

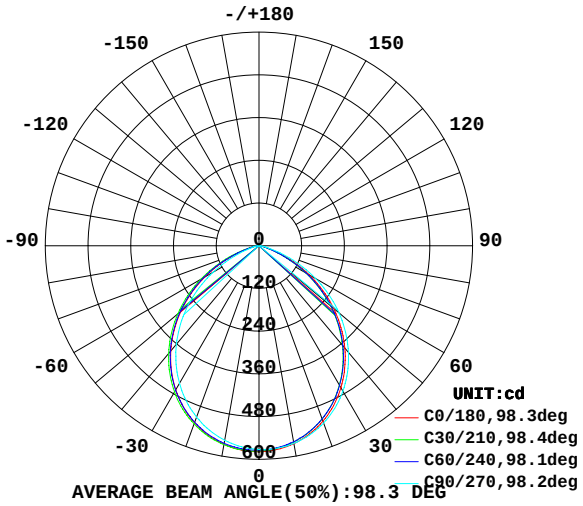

AVERAGE BEAM ANGLE(50%):98.3 DEG

C0 PLANE ISOLUX DIAGRAM (UNIT:lx)

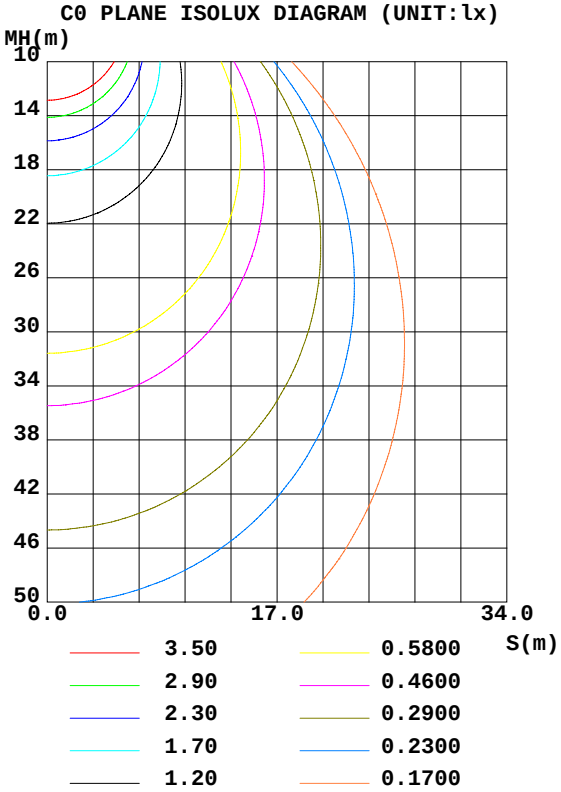

C Range: 0 - 360DEG
C Interval: 30.0DEG
Test Speed: HIGH
Temperature:25.3DEG
Operators:
Test Date:18 September 2026

γ Range: 0 - 180DEG
γ Interval: 1.0DEG
Test System:EVERFINE GO-2000A_V1 SYSTEM V2.0.295
Humidity:65.0%
Test Distance:14.200m [K=1.0000]
Remarks:

ZONAL FLUX DIAGRAM

ZONAL FLUX DIAGRAM:

γ	C0	C45	C90	C135	C180	C225	C270	C315	γ	Φ zone	Φ total	%lum,lamp
10	564.7	559.6	564.0	573.7	566.7	565.4	554.6	544.4	0- 10	54.21	54.21	4.15,4.15
20	524.6	517.9	530.1	549.3	529.5	530.3	512.7	492.4	10- 20	153.7	207.9	15.9,15.9
30	460.5	452.3	471.3	500.5	467.6	471.4	446.5	417.7	20- 30	227.7	435.6	33.3,33.3
40	374.9	365.8	391.2	427.9	385.5	391.1	360.9	324.3	30- 40	263.2	698.8	53.5,53.5
50	273.6	263.6	293.4	336.8	286.5	293.7	259.8	218.2	40- 50	253.7	952.5	72.9,72.9
60	162.1	151.3	183.1	231.2	175.9	184.6	148.9	105.3	50- 60	199.6	1152	88.1,88.1
70	56.89	48.80	72.89	118.6	68.56	76.35	48.32	25.27	60- 70	112.8	1265	96.8,96.8
80	11.60	9.096	15.10	30.70	14.12	16.12	9.403	1.701	70- 80	36.38	1301	99.6,99.6
90	0	0	0	3.450	0	0	0	0	80- 90	5.648	1307	100,100
100	0	0	0	0	0	0	0	0	90-100	0.0582	1307	100,100
110	0	0	0	0	0	0	0	0	100-110	0	1307	100,100
120	0	0	0	0	0	0	0	0	110-120	0	1307	100,100
130	0	0	0	0	0	0	0	0	120-130	0	1307	100,100
140	0	0	0	0	0	0	0	0	130-140	0	1307	100,100
150	0	0	0	0	0	0	0	0	140-150	0	1307	100,100
160	0	0	0	0	0	0	0	0	150-160	0	1307	100,100
170	0	0	0	0	0	0	0	0.0134	160-170	0.0000	1307	100,100
180	0.1339	0.1138	0.0937	0.0937	0.1071	0.1071	0.0937	0.1004	170-180	0.0023	1307	100,100
DEG	LUMINOUS INTENSITY:cd									UNIT:lm		

C Range: 0 - 360DEG
C Interval: 30.0DEG
Test Speed: HIGH
Temperature:25.3DEG
Operators:
Test Date:18 September 2026

γ Range: 0 - 180DEG
γ Interval: 1.0DEG
Test System:EVERFINE GO-2000A_V1 SYSTEM V2.0.295
Humidity:65.0%
Test Distance:14.200m [K=1.0000]
Remarks:

CU AND LUMINAIRE BUDGETARY ESTIMATE DIAGRAM

Test:U:120.5V I:0.0929A P:10.91W PF:0.9747 Lamp Flux:1307.08x1 lm		
NAME:	TYPE:	WEIGHT:
SPEC.:	DIM.:	SERIAL No.:
MFR.:	SUR.:	Shielding Angle:

ρcc	80%			70%			50%			30%			10%			0
ρw	50%	30%	10%	50%	30%	10%	50%	30%	10%	50%	30%	10%	50%	30%	10%	0
ρfc	20%			20%			20%			20%			20%			0
RCR	RCR:Room Cavity Ratio			Coefficients of Utilization(CU)												
0.0	1.19	1.19	1.19	1.16	1.16	1.16	1.11	1.11	1.11	1.06	1.06	1.06	1.02	1.02	1.02	.00
1.0	1.06	1.03	.00	1.04	1.01	.98	1.00	.97	.95	.96	.94	.92	.93	.91	.89	.87
2.0	.94	.88	.83	.93	.87	.82	.89	.85	.81	.86	.82	.79	.83	.80	.77	.75
3.0	.84	.77	.71	.82	.76	.70	.80	.74	.69	.77	.72	.68	.74	.70	.67	.65
4.0	.75	.67	.61	.74	.66	.61	.71	.65	.60	.69	.64	.59	.67	.62	.58	.56
5.0	.68	.59	.53	.67	.59	.53	.64	.58	.52	.63	.57	.52	.61	.55	.51	.49
6.0	.61	.53	.47	.60	.52	.47	.59	.52	.46	.57	.51	.46	.55	.50	.46	.44
7.0	.56	.47	.42	.55	.47	.42	.53	.46	.41	.52	.46	.41	.51	.45	.41	.39
8.0	.51	.43	.37	.50	.43	.37	.49	.42	.37	.48	.42	.37	.47	.41	.37	.35
9.0	.47	.39	.34	.46	.39	.34	.45	.38	.34	.44	.38	.33	.43	.37	.33	.32
10.0	.43	.36	.31	.43	.36	.31	.42	.35	.31	.41	.35	.31	.40	.34	.30	.29

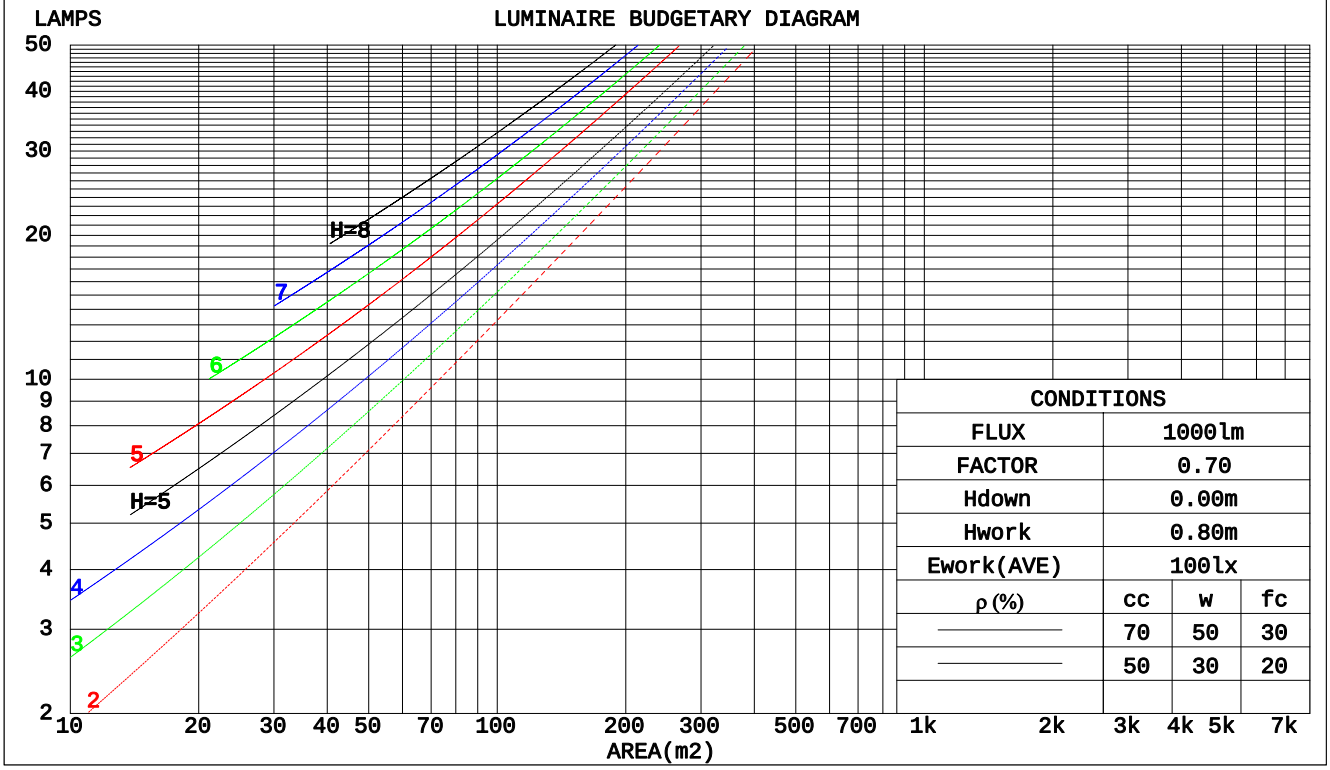

C Range: 0 - 360DEG
C Interval: 30.0DEG
Test Speed: HIGH
Temperature:25.3DEG
Operators:
Test Date:18 September 2026

γ Range: 0 - 180DEG
γ Interval: 1.0DEG
Test System:EVERFINE GO-2000A_V1 SYSTEM V2.0.295
Humidity:65.0%
Test Distance:14.200m [K=1.0000]
Remarks:

WEC AND CCEC

Test:U:120.5V I:0.0929A P:10.91W PF:0.9747 Lamp Flux:1307.08x1 lm		
NAME:	TYPE:	WEIGHT:
SPEC.:	DIM.:	SERIAL No.:
MFR.:	SUR.:	Shielding Angle:

ρcc	80%			70%			50%			30%			10%			0
ρw	50%	30%	10%	50%	30%	10%	50%	30%	10%	50%	30%	10%	50%	30%	10%	0
ρfc	20%			20%			20%			20%			20%			0
RCR	RCR:Room Cavity Ratio						Wall Exitance Coeffcients(WEC)									
0.0																
1.0	.261	.148	.047	.254	.145	.046	.241	.138	.044	.229	.132	.042	.218	.126	.041	
2.0	.254	.139	.043	.248	.136	.042	.236	.131	.041	.226	.127	.040	.216	.122	.039	
3.0	.240	.128	.038	.235	.126	.038	.225	.122	.037	.216	.118	.036	.207	.115	.035	
4.0	.226	.117	.034	.221	.116	.034	.212	.113	.034	.204	.110	.033	.196	.107	.032	
5.0	.212	.108	.031	.207	.106	.031	.200	.104	.031	.192	.101	.030	.185	.099	.030	
6.0	.198	.099	.028	.195	.098	.028	.188	.096	.028	.181	.094	.028	.175	.092	.027	
7.0	.186	.092	.026	.183	.091	.026	.177	.089	.026	.171	.088	.025	.165	.086	.025	
8.0	.175	.086	.024	.172	.085	.024	.167	.083	.024	.161	.082	.024	.156	.080	.023	
9.0	.165	.080	.022	.162	.079	.022	.157	.078	.022	.153	.077	.022	.148	.075	.022	
10.0	.156	.075	.021	.154	.074	.021	.149	.073	.021	.145	.072	.020	.141	.071	.020	

ρcc	80%			70%			50%			30%			10%			0
ρw	50%	30%	10%	50%	30%	10%	50%	30%	10%	50%	30%	10%	50%	30%	10%	0
ρfc	20%			20%			20%			20%			20%			0
RCR	RCR:Room Cavity Ratio						Ceiling Cavity Exitance Coefficients(CCEC)									
0.0	.191	.191	.191	.163	.163	.163	.111	.111	.111	.064	.064	.064	.020	.020	.020	
1.0	.177	.157	.138	.151	.134	.119	.104	.092	.082	.060	.054	.048	.019	.017	.015	
2.0	.167	.132	.103	.143	.114	.089	.098	.079	.062	.057	.046	.036	.018	.015	.012	
3.0	.159	.114	.079	.136	.098	.068	.093	.068	.048	.054	.040	.028	.017	.013	.009	
4.0	.151	.101	.062	.130	.087	.054	.089	.061	.038	.052	.035	.022	.017	.012	.007	
5.0	.144	.090	.050	.124	.078	.043	.085	.054	.031	.049	.032	.018	.016	.010	.006	
6.0	.137	.081	.041	.118	.070	.036	.081	.049	.025	.047	.029	.015	.015	.009	.005	
7.0	.131	.074	.035	.112	.064	.030	.078	.045	.022	.045	.027	.013	.015	.009	.004	
8.0	.125	.069	.030	.107	.059	.026	.074	.042	.019	.043	.025	.011	.014	.008	.004	
9.0	.119	.064	.026	.102	.055	.023	.071	.039	.016	.041	.023	.010	.013	.008	.003	
10.0	.114	.059	.023	.098	.052	.020	.068	.036	.014	.040	.021	.009	.013	.007	.003	

C Range: 0 - 360DEG
C Interval: 30.0DEG
Test Speed: HIGH
Temperature:25.3DEG
Operators:
Test Date:18 September 2026

γ Range: 0 - 180DEG
γ Interval: 1.0DEG
Test System:EVERFINE GO-2000A_V1 SYSTEM V2.0.295
Humidity:65.0%
Test Distance:14.200m [K=1.0000]
Remarks:

UGR(Unified Glare Rating) Table

Test:U:120.5V I:0.0929A P:10.91W PF:0.9747 Lamp Flux:1307.08x1 lm		
NAME:	TYPE:	WEIGHT:
SPEC.:	DIM.:	SERIAL No.:
MFR.:	SUR.:	Shielding Angle:

ceiling/cavity		0.7	0.7	0.5	0.5	0.3	0.7	0.7	0.5	0.5	0.3
walls		0.5	0.3	0.5	0.3	0.3	0.5	0.3	0.5	0.3	0.3
working plane		0.2	0.2	0.2	0.2	0.2	0.2	0.2	0.2	0.2	0.2
Room dimensions		Viewed crosswise					Viewed endwise				
x = 2H	y = 2H	28.1	29.5	28.4	29.7	29.9	28.4	29.8	28.7	30.0	30.2
	3H	28.6	29.9	28.9	30.1	30.3	29.0	30.3	29.3	30.6	30.8
	4H	28.6	29.8	28.9	30.1	30.3	29.1	30.3	29.4	30.6	30.8
	6H	28.6	29.7	28.9	30.0	30.2	29.1	30.2	29.4	30.5	30.8
	8H	28.5	29.6	28.9	29.9	30.2	29.1	30.2	29.4	30.4	30.7
	12H	28.5	29.5	28.8	29.8	30.1	29.0	30.1	29.4	30.4	30.7
4H	2H	28.4	29.6	28.7	29.8	30.1	28.6	29.8	28.9	30.1	30.3
	3H	28.9	29.9	29.2	30.2	30.5	29.3	30.3	29.6	30.6	30.9
	4H	28.9	29.9	29.3	30.2	30.5	29.4	30.3	29.7	30.6	31.0
	6H	28.9	29.8	29.3	30.1	30.5	29.4	30.2	29.8	30.6	30.9
	8H	28.9	29.7	29.3	30.0	30.4	29.4	30.2	29.8	30.5	30.9
	12H	28.9	29.6	29.3	30.0	30.4	29.4	30.1	29.8	30.4	30.8
8H	4H	28.9	29.7	29.3	30.0	30.4	29.3	30.1	29.7	30.4	30.8
	6H	28.9	29.5	29.3	29.9	30.4	29.3	30.0	29.8	30.4	30.8
	8H	28.9	29.4	29.3	29.9	30.3	29.3	29.9	29.8	30.3	30.8
	12H	28.8	29.3	29.3	29.8	30.2	29.3	29.8	29.8	30.3	30.7
12H	4H	28.8	29.5	29.3	29.9	30.3	29.3	30.0	29.7	30.4	30.8
	6H	28.9	29.4	29.3	29.8	30.3	29.3	29.9	29.8	30.3	30.7
	8H	28.8	29.3	29.3	29.8	30.2	29.3	29.8	29.8	30.2	30.7

Variations with the observer position at spacings:		
S = 1.0H	+ 0.5 / - 0.6	+ 0.4 / - 0.5
1.5H	+ 0.3 / - 0.4	+ 0.4 / - 0.5
2.0H	+ 1.0 / - 1.4	+ 1.1 / - 1.6

CIE Pub.117 Corrected 1307 lm Total Lamp Luminous Flux.(8log(F/F0) = 0.9)

C Range: 0 - 360DEG
C Interval: 30.0DEG
Test Speed: HIGH
Temperature:25.3DEG
Operators:
Test Date:18 September 2026

γ Range: 0 - 180DEG
γ Interval: 1.0DEG
Test System:EVERFINE GO-2000A_V1 SYSTEM V2.0.295
Humidity:65.0%
Test Distance:14.200m [K=1.0000]
Remarks:

UTILIZATION FACTORS TABLE

Test:U:120.5V I:0.0929A P:10.91W PF:0.9747 Lamp Flux:1307.08x1 lm		
NAME:	TYPE:	WEIGHT:
SPEC.:	DIM.:	SERIAL No.:
MFR.:	SUR.:	Shielding Angle:

REFLECTANCE										
Ceiling	0.8	0.8	0.8	0.7	0.7	0.7	0.5	0.5	0.5	0
Walls	0.7	0.5	0.3	0.7	0.5	0.3	0.7	0.5	0.3	0
Working plane	0.2	0.2	0.2	0.2	0.2	0.2	0.2	0.2	0.2	0
ROOM INDEX	UTILIZATION FACTORS(PERCENT) k(RI) x RCR = 5									
k = 0.60	62	51	45	61	51	45	60	51	45	39
0.80	73	62	55	72	62	55	70	61	55	48
1.00	81	71	65	80	71	64	78	72	64	57
1.25	88	79	73	87	78	72	84	77	71	65
1.50	93	84	78	91	83	78	88	82	77	70
2.00	99	92	86	97	90	85	94	88	84	77
2.50	102	96	90	100	94	90	97	92	88	80
3.00	105	99	95	103	98	94	99	95	91	84
4.00	109	104	100	106	102	98	102	99	96	87
5.00	111	106	103	108	105	102	104	101	98	90
ROOM INDEX	UF(total)									Direct
According to DIN EN 13032-2 2004				Suspended					SHRNOM = 1.25	

C Range: 0 - 360DEG
C Interval: 30.0DEG
Test Speed: HIGH
Temperature:25.3DEG
Operators:
Test Date:18 September 2026

γ Range: 0 - 180DEG
γ Interval: 1.0DEG
Test System:EVERFINE GO-2000A_V1 SYSTEM V2.0.295
Humidity:65.0%
Test Distance:14.200m [K=1.0000]
Remarks:

ISOCANDELA DIAGRAM

Test:U:120.5V I:0.0929A P:10.91W PF:0.9747 Lamp Flux:1307.08x1 lm		
NAME:	TYPE:	WEIGHT:
SPEC.:	DIM.:	SERIAL No.:
MFR.:	SUR.:	Shielding Angle:

Conical surface Flux(90deg):
829.74 lm
%lum = 63.5%
%lamp = 63.5%

Conical surface Flux(120deg):
1152.1 lm
%lum = 88.1%
%lamp = 88.1%

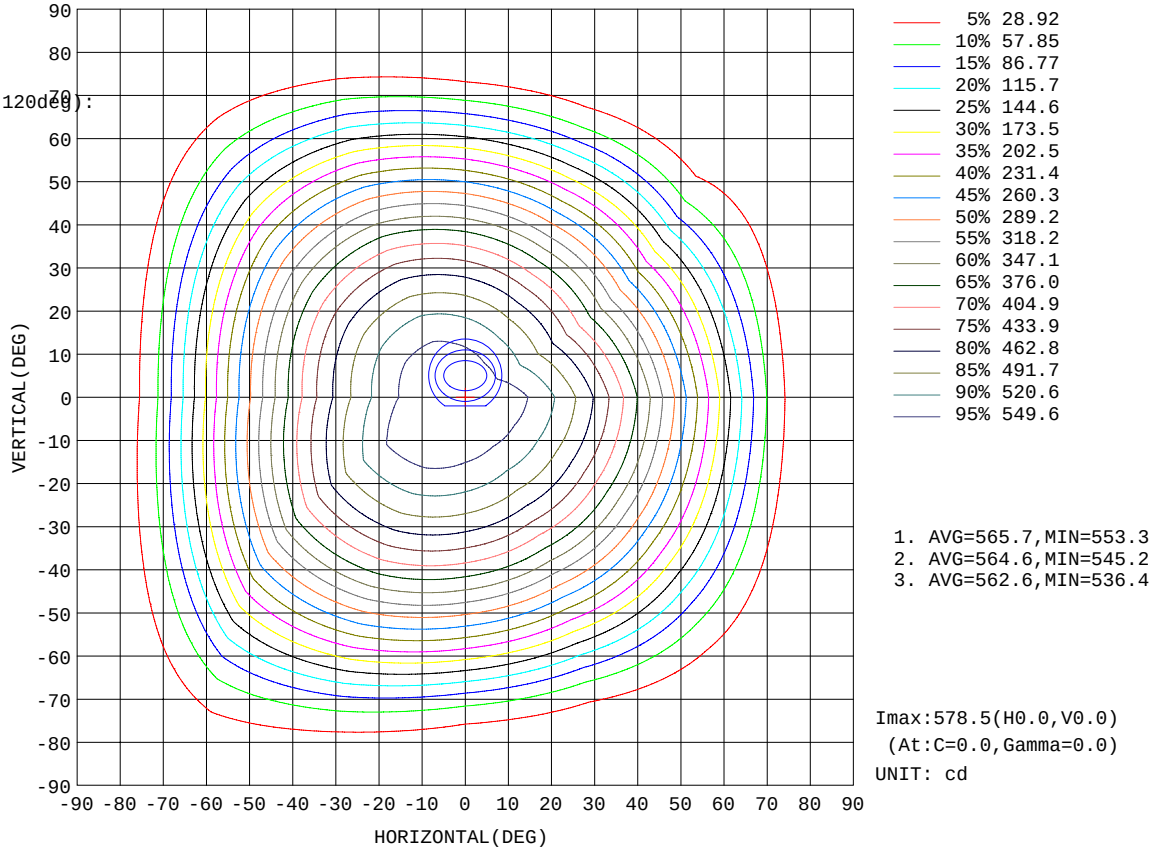

C Range: 0 - 360DEG
C Interval: 30.0DEG
Test Speed: HIGH
Temperature:25.3DEG
Operators:
Test Date:18 September 2026

γ Range: 0 - 180DEG
γ Interval: 1.0DEG
Test System:EVERFINE GO-2000A_V1 SYSTEM V2.0.295
Humidity:65.0%
Test Distance:14.200m [K=1.0000]
Remarks:

AAI Figure

Test:U:120.5V I:0.0929A P:10.91W PF:0.9747 Lamp Flux:1307.08x1 lm		
NAME:	TYPE:	WEIGHT:
SPEC.:	DIM.:	SERIAL No.:
MFR.:	SUR.:	Shielding Angle:

Flux out:928.9 lm

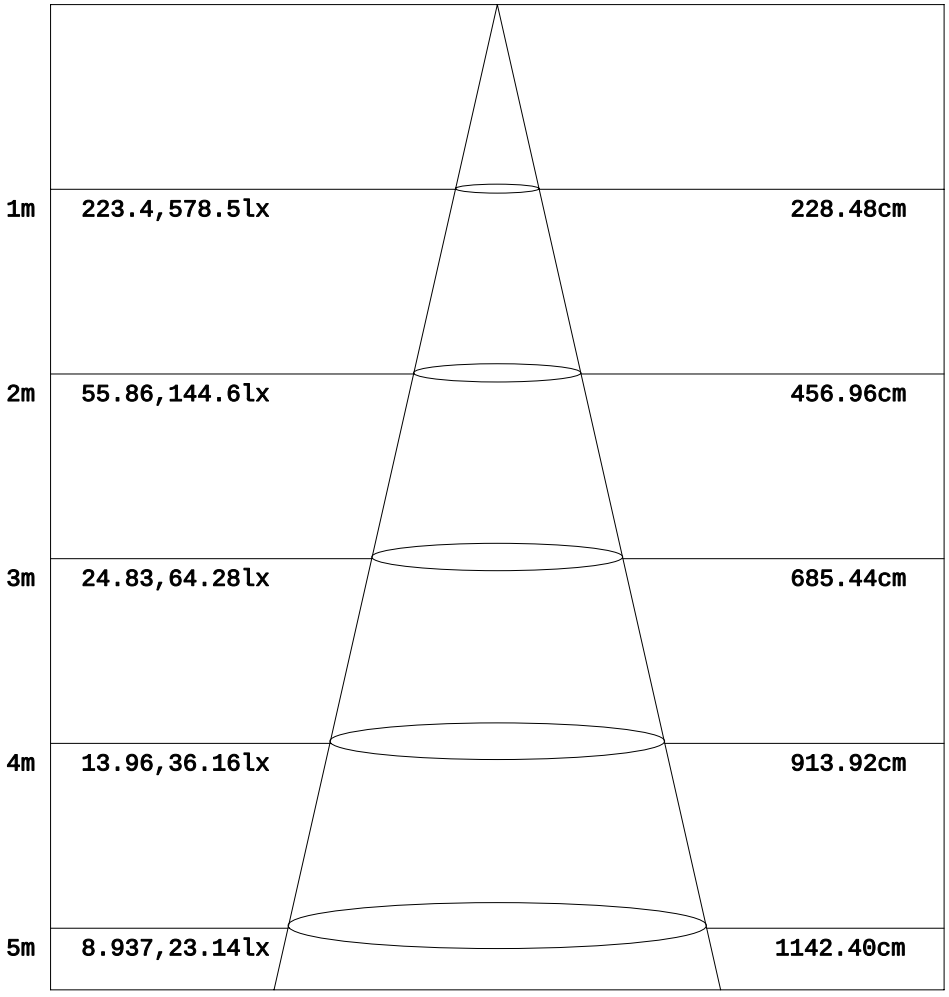

Note:The Curves indicate the illuminated area and the average illumination when the luminaire is at different distance.

C Range: 0 - 360DEG
C Interval: 30.0DEG
Test Speed: HIGH
Temperature:25.3DEG
Operators:
Test Date:18 September 2026

γ Range: 0 - 180DEG
γ Interval: 1.0DEG
Test System:EVERFINE GO-2000A_V1 SYSTEM V2.0.295
Humidity:65.0%
Test Distance:14.200m [K=1.0000]
Remarks:

ISOLUX DIAGRAM

Test:U:120.5V I:0.0929A P:10.91W PF:0.9747 Lamp Flux:1307.08x1 lm		
NAME:	TYPE:	WEIGHT:
SPEC.:	DIM.:	SERIAL No.:
MFR.:	SUR.:	Shielding Angle:

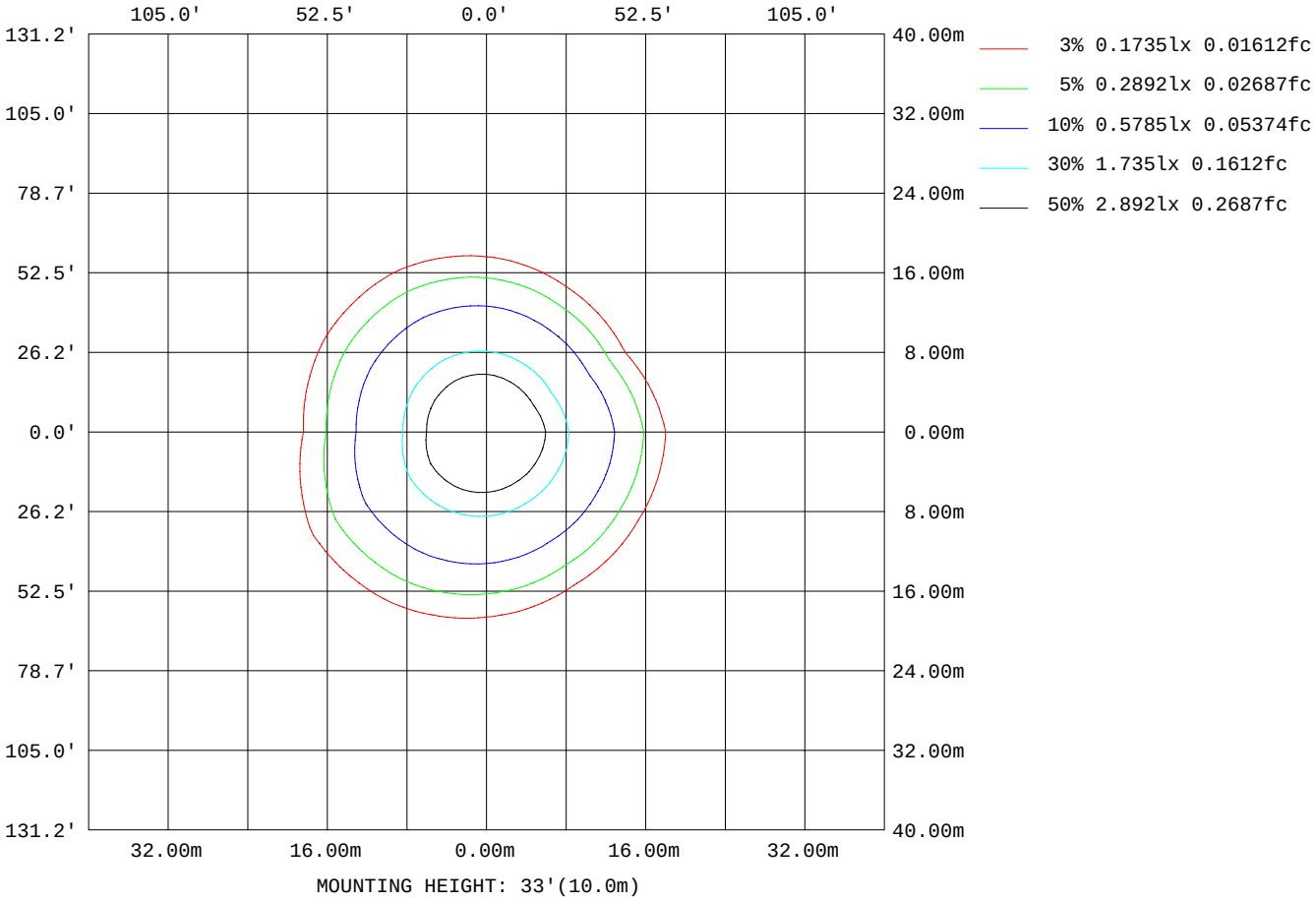

C Range: 0 - 360DEG
C Interval: 30.0DEG
Test Speed: HIGH
Temperature:25.3DEG
Operators:
Test Date:18 September 2026

γ Range: 0 - 180DEG
γ Interval: 1.0DEG
Test System:EVERFINE GO-2000A_V1 SYSTEM V2.0.295
Humidity:65.0%
Test Distance:14.200m [K=1.0000]
Remarks:

LED Avg.L Report

Test:U:120.5V I:0.0929A P:10.91W PF:0.9747 Lamp Flux:1307.08x1 lm		
NAME:	TYPE:	WEIGHT:
SPEC.:	DIM.:	SERIAL No.:
MFR.:	SUR.:	Shielding Angle:

AvgL	cd/m2
L_0~180(65)av	66903
L_0~180(75)av	27210
L_0~180(85)av	7604
L_90~270(65)av	65253
L_90~270(75)av	26352
L_90~270(85)av	6584
L_45(65)av	67589
L_45(75)av	33567
L_45(85)av	15003

Standard: GB/T 29293-2012

C Range: 0 - 360DEG
C Interval: 30.0DEG
Test Speed: HIGH
Temperature:25.3DEG
Operators:
Test Date:18 September 2026

γ Range: 0 - 180DEG
γ Interval: 1.0DEG
Test System:EVERFINE GO-2000A_V1 SYSTEM V2.0.295
Humidity:65.0%
Test Distance:14.200m [K=1.0000]
Remarks:

Planar Illuminance Curve

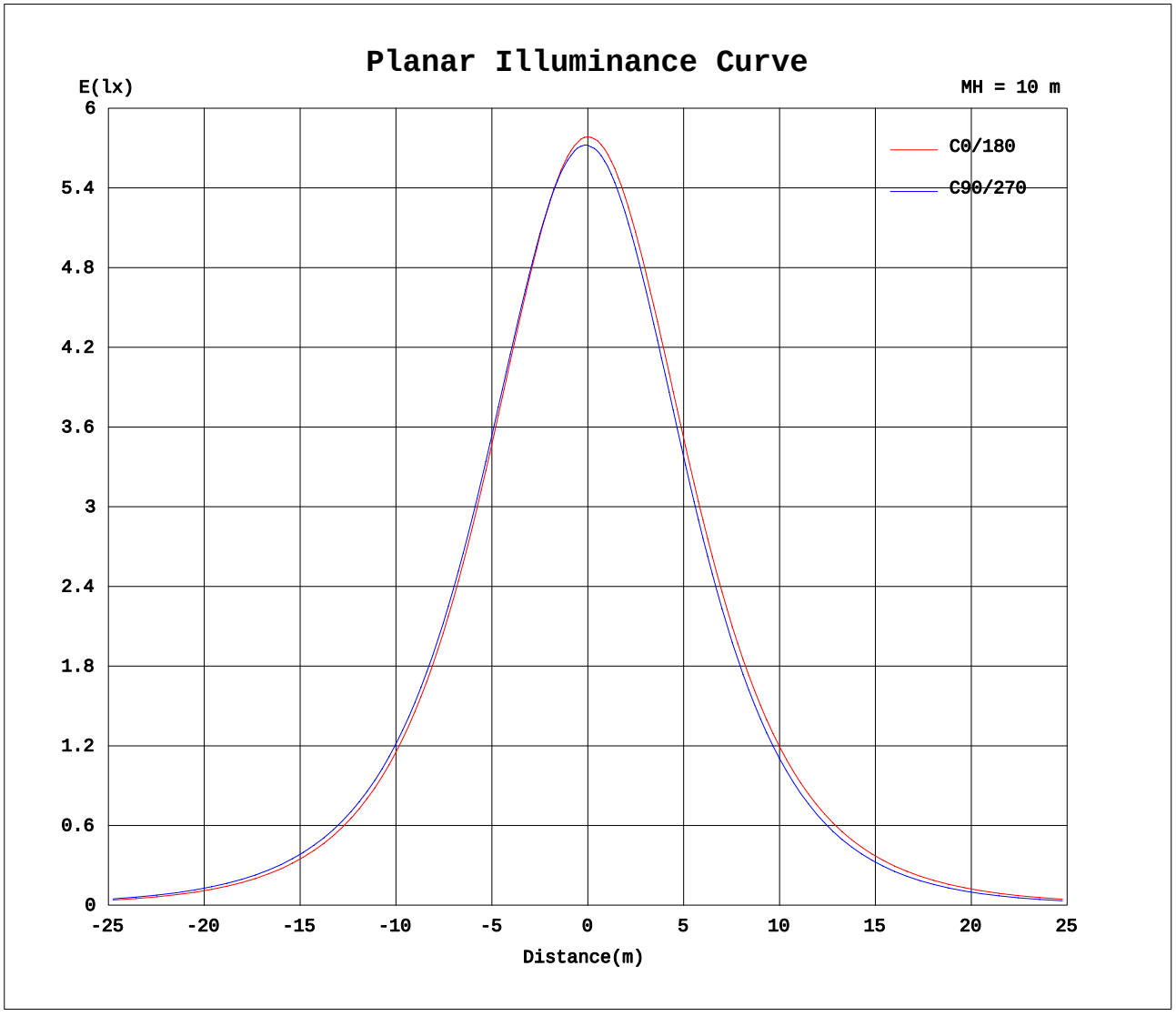

C Range: 0 - 360DEG
C Interval: 30.0DEG
Test Speed: HIGH
Temperature:25.3DEG
Operators:
Test Date:18 September 2026

γ Range: 0 - 180DEG
γ Interval: 1.0DEG
Test System:EVERFINE GO-2000A_V1 SYSTEM V2.0.295
Humidity:65.0%
Test Distance:14.200m [K=1.0000]
Remarks:

LUMINOUS DISTRIBUTION INTENSITY DATA

Test:U:120.5V I:0.0929A P:10.91W PF:0.9747 Lamp Flux:1307.08x1 lm		
NAME:	TYPE:	WEIGHT:
SPEC.:	DIM.:	SERIAL No.:
MFR.:	SUR.:	Shielding Angle:

Table--1 UNIT: cd

γ (DEG) \ C(DEG)	0	30	60	90	120	150	180	210	240	270	300	330
0	578	577	574	572	571	573	578	577	574	572	571	573
5	575	571	570	571	575	578	576	575	572	567	562	561
10	565	560	559	564	571	576	567	567	564	555	546	543
15	548	542	542	550	562	568	551	553	549	537	524	519
20	525	518	518	530	545	554	530	533	528	513	496	489
25	496	488	489	504	522	533	501	507	501	482	462	453
30	460	452	453	471	494	507	468	474	468	446	423	412
35	420	411	412	433	459	474	429	437	430	406	380	366
40	375	365	367	391	420	436	385	395	387	361	332	317
45	326	315	317	344	375	394	338	348	340	312	281	265
50	274	262	265	293	327	346	287	298	290	260	227	210
55	219	207	209	239	275	296	232	245	236	205	171	153
60	162	150	152	183	220	242	176	189	180	149	115	95.4
65	106	95.2	97.0	126	163	186	120	133	124	94.4	64.8	48.1
70	56.9	48.4	49.2	72.9	108	130	68.6	80.1	72.6	48.3	29.2	21.3
75	25.0	21.2	21.3	33.1	57.8	76.7	31.3	38.5	33.8	21.5	13.5	8.94
80	11.6	9.13	9.07	15.1	25.4	36.0	14.1	17.1	15.2	9.40	3.40	0.00
85	1.39	0.00	0.03	4.52	11.3	16.0	3.91	6.40	4.85	0.07	0.00	0.00
90	0.00	0.00	0.00	0.00	1.48	5.42	0.00	0.00	0.00	0.00	0.00	0.00
95	0.00	0.00	0.00	0.00	0.00	0.00	0.00	0.00	0.00	0.00	0.00	0.00
100	0.00	0.00	0.00	0.00	0.00	0.00	0.00	0.00	0.00	0.00	0.00	0.00
105	0.00	0.00	0.00	0.00	0.00	0.00	0.00	0.00	0.00	0.00	0.00	0.00
110	0.00	0.00	0.00	0.00	0.00	0.00	0.00	0.00	0.00	0.00	0.00	0.00
115	0.00	0.00	0.00	0.00	0.00	0.00	0.00	0.00	0.00	0.00	0.00	0.00
120	0.00	0.00	0.00	0.00	0.00	0.00	0.00	0.00	0.00	0.00	0.00	0.00
125	0.00	0.00	0.00	0.00	0.00	0.00	0.00	0.00	0.00	0.00	0.00	0.00
130	0.00	0.00	0.00	0.00	0.00	0.00	0.00	0.00	0.00	0.00	0.00	0.00
135	0.00	0.00	0.00	0.00	0.00	0.00	0.00	0.00	0.00	0.00	0.00	0.00
140	0.00	0.00	0.00	0.00	0.00	0.00	0.00	0.00	0.00	0.00	0.00	0.00
145	0.00	0.00	0.00	0.00	0.00	0.00	0.00	0.00	0.00	0.00	0.00	0.00
150	0.00	0.00	0.00	0.00	0.00	0.00	0.00	0.00	0.00	0.00	0.00	0.00
155	0.00	0.00	0.00	0.00	0.00	0.00	0.00	0.00	0.00	0.00	0.00	0.00
160	0.00	0.00	0.00	0.00	0.00	0.00	0.00	0.00	0.00	0.00	0.00	0.00
165	0.00	0.00	0.00	0.00	0.00	0.00	0.00	0.00	0.00	0.00	0.00	0.00
170	0.00	0.00	0.00	0.00	0.00	0.00	0.00	0.00	0.00	0.00	0.03	0.00
175	0.04	0.05	0.04	0.00	0.00	0.00	0.04	0.03	0.04	0.04	0.11	0.08
180	0.13	0.11	0.12	0.09	0.09	0.09	0.11	0.11	0.11	0.09	0.09	0.11

C Range: 0 - 360DEG
C Interval: 30.0DEG
Test Speed: HIGH
Temperature:25.3DEG
Operators:
Test Date:18 September 2026

γ Range: 0 - 180DEG
γ Interval: 1.0DEG
Test System:EVERFINE GO-2000A_V1 SYSTEM V2.0.295
Humidity:65.0%
Test Distance:14.200m [K=1.0000]
Remarks: