LUMINAIRE PHOTOMETRIC TEST REPORT

Test:U:120.5V I:0.0939A P:11.04W PF:0.9751 Lamp Flux:1302.16x1 lm		
NAME:	TYPE:	WEIGHT:
SPEC.:	DIM.:	SERIAL No.:
MFR.:	SUR.:	Shielding Angle:

DATA OF LAMP		PHOTOMETRIC DATA Eff: 117.99 lm/W			
MODEL	PT-CDL-SMDL12-DD-5C3P-4-12w-4000k	Imax(cd)	575.8	S/MH(C0/180)	1.22
NOMINAL POWER(W)	12	LOR(%)	100.0	S/MH(C90/270)	1.17
RATED VOLTAGE(V)	120	TOTAL FLUX(lm)	1302.2	η UP,DN(C0-180)	0.0,52.7
NOMINAL FLUX(lm)	1302.16	CIE CLASS	DIRECT	η UP,DN(C180-360)	0.0,47.3
LAMPS INSIDE	1	η up(%)	0.0	CIBSE SHR NOM	1.25
TEST VOLTAGE(V)	120	η down(%)	100.0	CIBSE SHR MAX	1.30

LUMINOUS INTENSITY DISTRIBUTION DIAGRAM

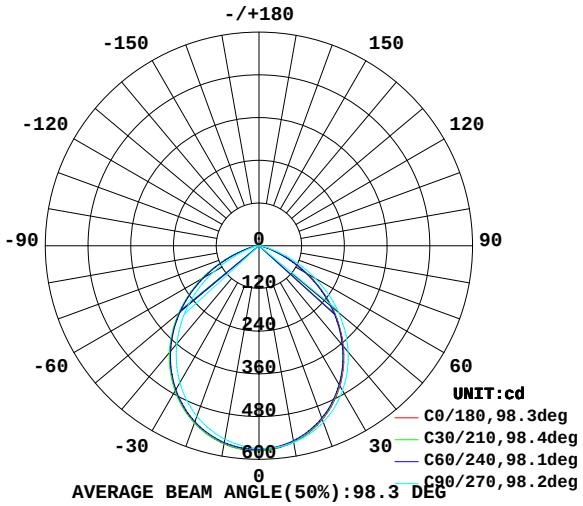

AVERAGE BEAM ANGLE(50%):98.3 DEG

C0 PLANE ISOLUX DIAGRAM (UNIT:lx)

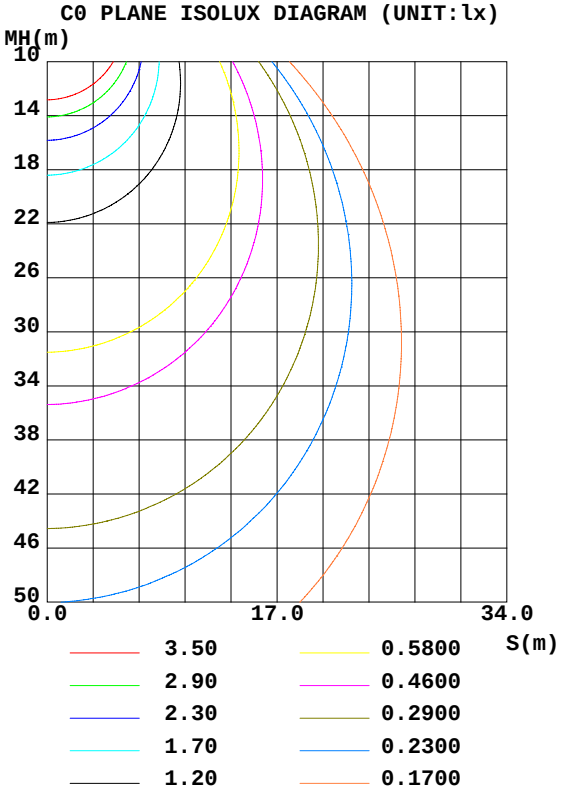

C Range: 0 - 360DEG
C Interval: 30.0DEG
Test Speed: HIGH
Temperature:25.3DEG
Operators:
Test Date:18 September 2026

γ Range: 0 - 180DEG
γ Interval: 1.0DEG
Test System:EVERFINE GO-2000A_V1 SYSTEM V2.0.295
Humidity:65.0%
Test Distance:14.200m [K=1.0000]
Remarks:

ZONAL FLUX DIAGRAM

ZONAL FLUX DIAGRAM:

γ	C0	C45	C90	C135	C180	C225	C270	C315	γ	Φ zone	Φ total	%lum,lamp
10	560.0	557.3	561.0	571.6	564.8	563.3	551.5	540.4	0- 10	53.94	53.94	4.14,4.14
20	519.8	516.3	527.7	548.5	529.4	527.9	509.8	487.8	10- 20	153.0	206.9	15.9,15.9
30	454.7	451.0	469.4	500.8	469.5	469.1	444.3	412.3	20- 30	226.6	433.5	33.3,33.3
40	368.8	364.9	389.4	429.5	388.7	388.9	358.8	319.2	30- 40	262.0	695.5	53.4,53.4
50	267.5	263.1	292.3	339.1	290.9	292.0	258.3	213.1	40- 50	252.6	948.1	72.8,72.8
60	156.1	151.3	182.5	234.4	181.2	183.1	147.8	100.9	50- 60	198.8	1147	88.1,88.1
70	52.95	49.04	72.58	122.2	73.30	75.40	47.83	23.77	60- 70	112.6	1260	96.7,96.7
80	10.53	9.199	15.05	32.72	15.17	15.89	9.272	1.481	70- 80	36.74	1296	99.5,99.5
90	0	0	0	4.130	0	0	0	0	80- 90	5.828	1302	100,100
100	0	0	0	0	0	0	0	0	90-100	0.0788	1302	100,100
110	0	0	0	0	0	0	0	0	100-110	0	1302	100,100
120	0	0	0	0	0	0	0	0	110-120	0	1302	100,100
130	0	0	0	0	0	0	0	0	120-130	0	1302	100,100
140	0	0	0	0	0	0	0	0	130-140	0	1302	100,100
150	0	0	0	0	0	0	0	0	140-150	0	1302	100,100
160	0	0	0	0	0	0	0	0	150-160	0	1302	100,100
170	0	0	0	0	0	0	0	0	160-170	0	1302	100,100
180	0.0937	0.0870	0.0669	0.0602	0.0937	0.1004	0.0535	0.0803	170-180	0.0013	1302	100,100
DEG	LUMINOUS INTENSITY:cd									UNIT:lm		

C Range: 0 - 360DEG
C Interval: 30.0DEG
Test Speed: HIGH
Temperature:25.3DEG
Operators:
Test Date:18 September 2026

γ Range: 0 - 180DEG
γ Interval: 1.0DEG
Test System:EVERFINE GO-2000A_V1 SYSTEM V2.0.295
Humidity:65.0%
Test Distance:14.200m [K=1.0000]
Remarks:

CU AND LUMINAIRE BUDGETARY ESTIMATE DIAGRAM

Test:U:120.5V I:0.0939A P:11.04W PF:0.9751 Lamp Flux:1302.16x1 lm		
NAME:	TYPE:	WEIGHT:
SPEC.:	DIM.:	SERIAL No.:
MFR.:	SUR.:	Shielding Angle:

ρcc	80%			70%			50%			30%			10%			0
ρw	50%	30%	10%	50%	30%	10%	50%	30%	10%	50%	30%	10%	50%	30%	10%	0
ρfc	20%			20%			20%			20%			20%			0
RCR	RCR:Room Cavity Ratio			Coefficients of Utilization(CU)												
0.0	1.19	1.19	1.19	1.16	1.16	1.16	1.11	1.11	1.11	1.06	1.06	1.06	1.02	1.02	1.02	.00
1.0	1.06	1.03	.00	1.04	1.01	.98	.00	.97	.95	.96	.94	.92	.93	.91	.89	.87
2.0	.94	.88	.83	.93	.87	.82	.89	.84	.81	.86	.82	.79	.83	.80	.77	.75
3.0	.84	.77	.71	.82	.76	.70	.80	.74	.69	.77	.72	.68	.74	.70	.67	.65
4.0	.75	.67	.61	.74	.66	.61	.71	.65	.60	.69	.64	.59	.67	.62	.58	.56
5.0	.68	.59	.53	.66	.59	.53	.64	.58	.52	.63	.56	.52	.61	.55	.51	.49
6.0	.61	.53	.47	.60	.52	.47	.59	.51	.46	.57	.51	.46	.55	.50	.45	.44
7.0	.56	.47	.42	.55	.47	.42	.53	.46	.41	.52	.46	.41	.51	.45	.41	.39
8.0	.51	.43	.37	.50	.43	.37	.49	.42	.37	.48	.41	.37	.47	.41	.37	.35
9.0	.47	.39	.34	.46	.39	.34	.45	.38	.34	.44	.38	.33	.43	.37	.33	.32
10.0	.43	.36	.31	.43	.36	.31	.42	.35	.31	.41	.35	.30	.40	.34	.30	.29

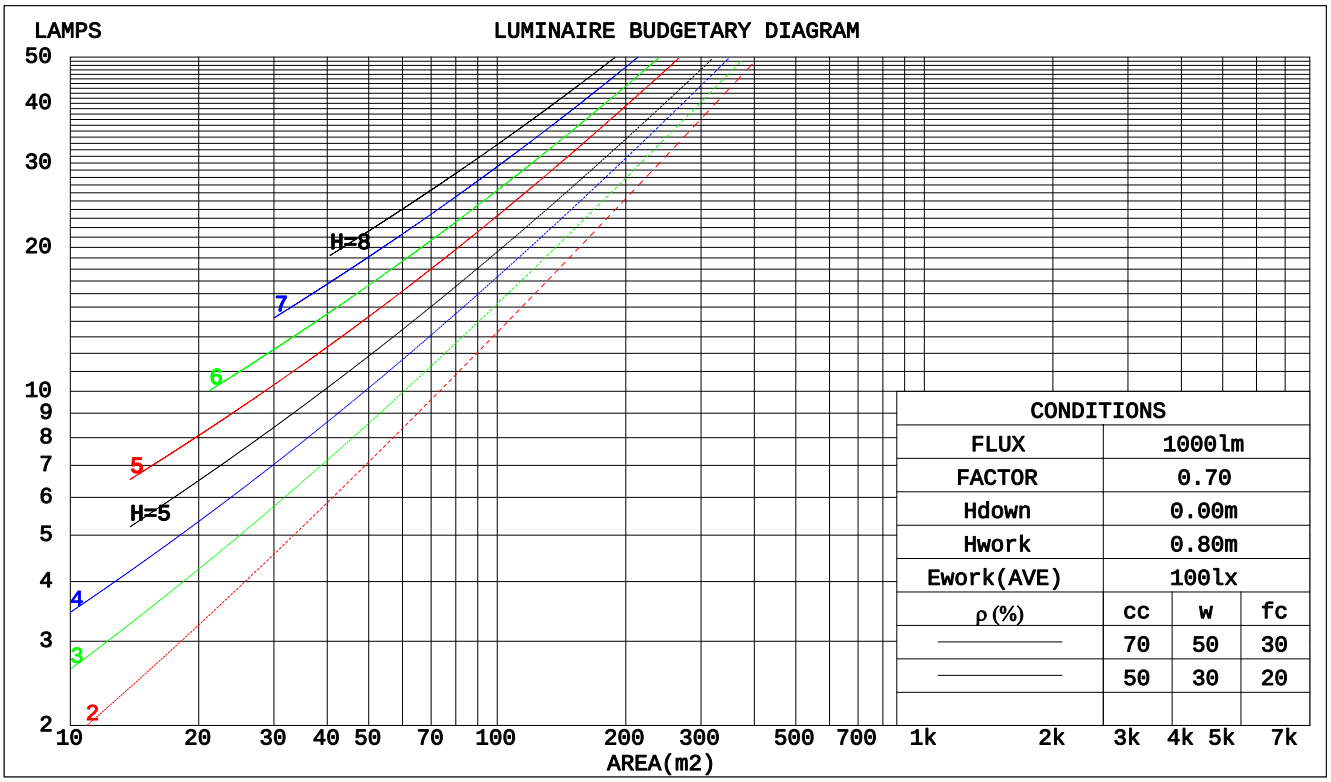

C Range: 0 - 360DEG
C Interval: 30.0DEG
Test Speed: HIGH
Temperature:25.3DEG
Operators:
Test Date:18 September 2026

γ Range: 0 - 180DEG
γ Interval: 1.0DEG
Test System:EVERFINE GO-2000A_V1 SYSTEM V2.0.295
Humidity:65.0%
Test Distance:14.200m [K=1.0000]
Remarks:

WEC AND CCEC

Test:U:120.5V I:0.0939A P:11.04W PF:0.9751 Lamp Flux:1302.16x1 lm		
NAME:	TYPE:	WEIGHT:
SPEC.:	DIM.:	SERIAL No.:
MFR.:	SUR.:	Shielding Angle:

ρcc	80%			70%			50%			30%			10%			0
ρw	50%	30%	10%	50%	30%	10%	50%	30%	10%	50%	30%	10%	50%	30%	10%	0
ρfc	20%			20%			20%			20%			20%			0
RCR	RCR:Room Cavity Ratio						Wall Exitance Coeffcients(WEC)									
0.0																
1.0	.261	.149	.047	.254	.145	.046	.241	.138	.044	.229	.132	.042	.218	.126	.041	
2.0	.254	.139	.043	.248	.137	.042	.237	.132	.041	.226	.127	.040	.216	.122	.039	
3.0	.240	.128	.038	.235	.126	.038	.225	.122	.037	.216	.118	.036	.207	.115	.036	
4.0	.226	.117	.035	.221	.116	.034	.212	.113	.034	.204	.110	.033	.196	.107	.033	
5.0	.212	.108	.031	.208	.107	.031	.200	.104	.031	.192	.101	.030	.186	.099	.030	
6.0	.198	.099	.028	.195	.098	.028	.188	.096	.028	.181	.094	.028	.175	.092	.027	
7.0	.186	.092	.026	.183	.091	.026	.177	.089	.026	.171	.088	.025	.165	.086	.025	
8.0	.175	.086	.024	.172	.085	.024	.167	.083	.024	.161	.082	.024	.156	.080	.023	
9.0	.165	.080	.022	.163	.079	.022	.157	.078	.022	.153	.077	.022	.148	.075	.022	
10.0	.156	.075	.021	.154	.074	.021	.149	.073	.021	.145	.072	.020	.141	.071	.020	

ρcc	80%			70%			50%			30%			10%			0
ρw	50%	30%	10%	50%	30%	10%	50%	30%	10%	50%	30%	10%	50%	30%	10%	0
ρfc	20%			20%			20%			20%			20%			0
RCR	RCR:Room Cavity Ratio						Ceiling Cavity Exitance Coefficients(CCEC)									
0.0	.191	.191	.191	.163	.163	.163	.111	.111	.111	.064	.064	.064	.020	.020	.020	
1.0	.177	.157	.138	.151	.134	.119	.104	.092	.082	.060	.054	.048	.019	.017	.015	
2.0	.167	.132	.103	.143	.114	.089	.098	.079	.062	.057	.046	.036	.018	.015	.012	
3.0	.159	.114	.079	.136	.098	.068	.093	.068	.048	.054	.040	.028	.017	.013	.009	
4.0	.151	.101	.062	.130	.087	.054	.089	.061	.038	.052	.035	.022	.017	.012	.007	
5.0	.144	.090	.050	.124	.078	.043	.085	.054	.031	.049	.032	.018	.016	.010	.006	
6.0	.137	.081	.041	.118	.070	.036	.081	.049	.025	.047	.029	.015	.015	.009	.005	
7.0	.131	.074	.035	.112	.065	.030	.078	.045	.022	.045	.027	.013	.015	.009	.004	
8.0	.125	.069	.030	.107	.060	.026	.074	.042	.019	.043	.025	.011	.014	.008	.004	
9.0	.119	.064	.026	.103	.055	.023	.071	.039	.016	.041	.023	.010	.013	.008	.003	
10.0	.114	.059	.023	.098	.052	.020	.068	.036	.014	.040	.021	.009	.013	.007	.003	

C Range: 0 - 360DEG
C Interval: 30.0DEG
Test Speed: HIGH
Temperature:25.3DEG
Operators:
Test Date:18 September 2026

γ Range: 0 - 180DEG
γ Interval: 1.0DEG
Test System:EVERFINE GO-2000A_V1 SYSTEM V2.0.295
Humidity:65.0%
Test Distance:14.200m [K=1.0000]
Remarks:

UGR(Unified Glare Rating) Table

Test:U:120.5V I:0.0939A P:11.04W PF:0.9751 Lamp Flux:1302.16x1 lm		
NAME:	TYPE:	WEIGHT:
SPEC.:	DIM.:	SERIAL No.:
MFR.:	SUR.:	Shielding Angle:

ceiling/cavity		0.7	0.7	0.5	0.5	0.3	0.7	0.7	0.5	0.5	0.3
walls		0.5	0.3	0.5	0.3	0.3	0.5	0.3	0.5	0.3	0.3
working plane		0.2	0.2	0.2	0.2	0.2	0.2	0.2	0.2	0.2	0.2
Room dimensions		Viewed crosswise					Viewed endwise				
x = 2H	y = 2H	28.1	29.5	28.3	29.7	29.9	28.4	29.8	28.7	30.0	30.2
	3H	28.5	29.8	28.8	30.0	30.3	29.0	30.3	29.3	30.5	30.8
	4H	28.5	29.7	28.8	30.0	30.2	29.1	30.3	29.4	30.5	30.8
	6H	28.5	29.6	28.8	29.9	30.2	29.1	30.2	29.4	30.5	30.7
	8H	28.4	29.5	28.8	29.8	30.1	29.0	30.1	29.4	30.4	30.7
	12H	28.4	29.4	28.7	29.7	30.0	29.0	30.0	29.3	30.3	30.6
4H	2H	28.3	29.5	28.6	29.8	30.0	28.6	29.8	28.9	30.1	30.3
	3H	28.8	29.9	29.2	30.2	30.5	29.2	30.3	29.6	30.6	30.9
	4H	28.9	29.8	29.2	30.1	30.5	29.3	30.3	29.7	30.6	30.9
	6H	28.9	29.7	29.3	30.0	30.4	29.4	30.2	29.8	30.5	30.9
	8H	28.8	29.6	29.2	30.0	30.4	29.3	30.1	29.8	30.5	30.9
	12H	28.8	29.5	29.2	29.9	30.3	29.3	30.0	29.7	30.4	30.8
8H	4H	28.8	29.6	29.2	30.0	30.3	29.3	30.1	29.7	30.4	30.8
	6H	28.8	29.5	29.3	29.9	30.3	29.3	30.0	29.7	30.4	30.8
	8H	28.8	29.4	29.3	29.8	30.2	29.3	29.9	29.8	30.3	30.7
	12H	28.8	29.3	29.3	29.7	30.2	29.3	29.8	29.8	30.2	30.7
12H	4H	28.8	29.5	29.2	29.9	30.3	29.2	29.9	29.7	30.3	30.7
	6H	28.8	29.4	29.3	29.8	30.2	29.3	29.8	29.7	30.3	30.7
	8H	28.8	29.3	29.3	29.7	30.2	29.3	29.8	29.8	30.2	30.7

Variations with the observer position at spacings:		
S = 1.0H	+ 0.5 / - 0.6	+ 0.4 / - 0.5
1.5H	+ 0.3 / - 0.4	+ 0.4 / - 0.5
2.0H	+ 1.0 / - 1.2	+ 1.1 / - 1.6

CIE Pub.117 Corrected 1302 lm Total Lamp Luminous Flux.(8log(F/F0) = 0.9)

C Range: 0 - 360DEG
C Interval: 30.0DEG
Test Speed: HIGH
Temperature:25.3DEG
Operators:
Test Date:18 September 2026

γ Range: 0 - 180DEG
γ Interval: 1.0DEG
Test System:EVERFINE GO-2000A_V1 SYSTEM V2.0.295
Humidity:65.0%
Test Distance:14.200m [K=1.0000]
Remarks:

UTILIZATION FACTORS TABLE

Test:U:120.5V I:0.0939A P:11.04W PF:0.9751 Lamp Flux:1302.16x1 lm		
NAME:	TYPE:	WEIGHT:
SPEC.:	DIM.:	SERIAL No.:
MFR.:	SUR.:	Shielding Angle:

REFLECTANCE										
Ceiling	0.8	0.8	0.8	0.7	0.7	0.7	0.5	0.5	0.5	0
Walls	0.7	0.5	0.3	0.7	0.5	0.3	0.7	0.5	0.3	0
Working plane	0.2	0.2	0.2	0.2	0.2	0.2	0.2	0.2	0.2	0
ROOM INDEX	UTILIZATION FACTORS(PERCENT) k(RI) x RCR = 5									
k = 0.60	62	51	45	61	51	45	60	51	45	39
0.80	73	62	55	72	62	55	70	61	55	48
1.00	81	71	65	80	71	64	78	72	64	57
1.25	88	79	73	87	78	72	84	77	71	65
1.50	93	84	78	91	83	78	88	82	76	70
2.00	99	92	86	97	90	85	94	88	84	77
2.50	102	96	90	100	94	90	97	92	88	80
3.00	105	99	95	103	98	94	99	95	91	84
4.00	109	104	100	106	102	98	102	99	96	87
5.00	111	106	103	108	105	101	104	101	98	90
ROOM INDEX	UF(total)									Direct
According to DIN EN 13032-2 2004				Suspended					SHRNOM = 1.25	

C Range: 0 - 360DEG
C Interval: 30.0DEG
Test Speed: HIGH
Temperature:25.3DEG
Operators:
Test Date:18 September 2026

γ Range: 0 - 180DEG
γ Interval: 1.0DEG
Test System:EVERFINE GO-2000A_V1 SYSTEM V2.0.295
Humidity:65.0%
Test Distance:14.200m [K=1.0000]
Remarks:

ISOCANDELA DIAGRAM

Test:U:120.5V I:0.0939A P:11.04W PF:0.9751 Lamp Flux:1302.16x1 lm		
NAME:	TYPE:	WEIGHT:
SPEC.:	DIM.:	SERIAL No.:
MFR.:	SUR.:	Shielding Angle:

Conical surface Flux(90deg):
825.85 lm
%lum = 63.4%
%lamp = 63.4%

Conical surface Flux(120deg):
1146.9 lm
%lum = 88.1%
%lamp = 88.1%

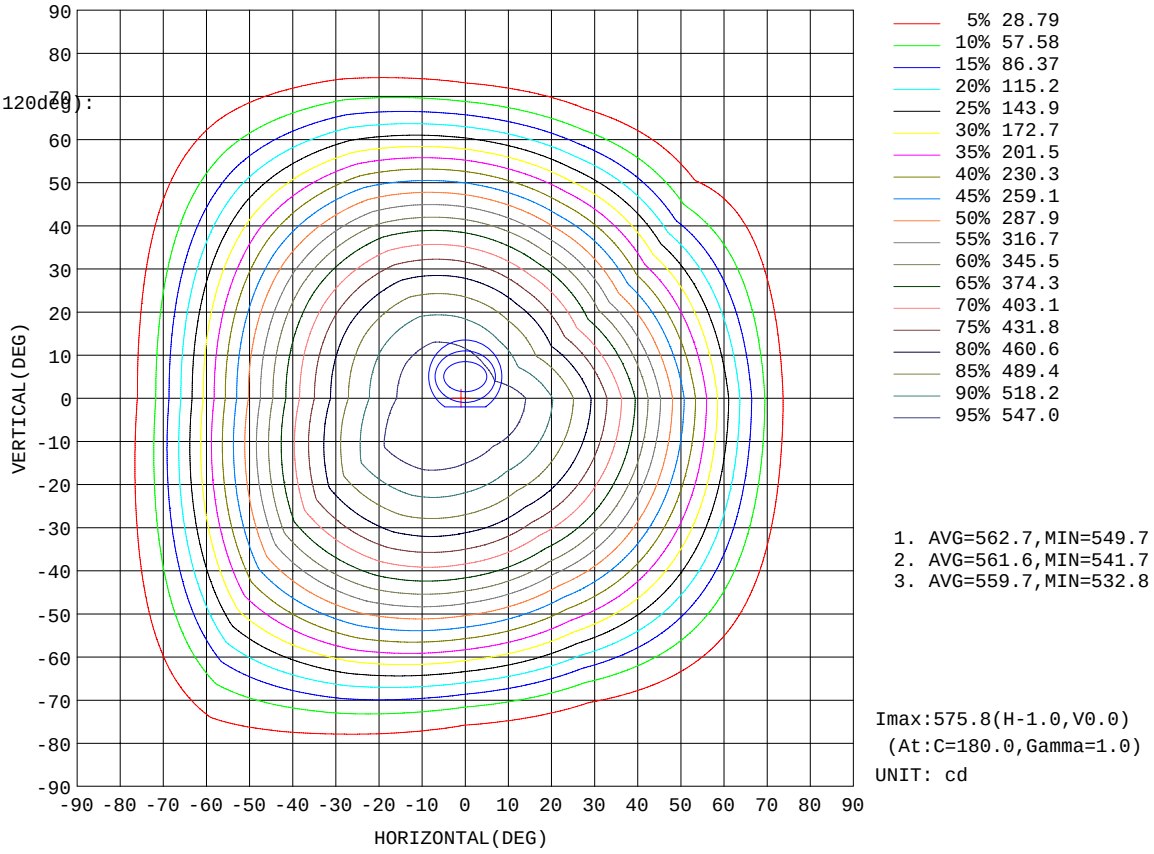

1. AVG=562.7,MIN=549.7
2. AVG=561.6,MIN=541.7
3. AVG=559.7,MIN=532.8

Imax:575.8(H-1.0,V0.0)
(At:C=180.0,Gamma=1.0)
UNIT: cd

C Range: 0 - 360DEG
C Interval: 30.0DEG
Test Speed: HIGH
Temperature:25.3DEG
Operators:
Test Date:18 September 2026

γ Range: 0 - 180DEG
γ Interval: 1.0DEG
Test System:EVERFINE GO-2000A_V1 SYSTEM V2.0.295
Humidity:65.0%
Test Distance:14.200m [K=1.0000]
Remarks:

AAI Figure

Test:U:120.5V I:0.0939A P:11.04W PF:0.9751 Lamp Flux:1302.16x1 lm		
NAME:	TYPE:	WEIGHT:
SPEC.:	DIM.:	SERIAL No.:
MFR.:	SUR.:	Shielding Angle:

Flux out:924.6 lm

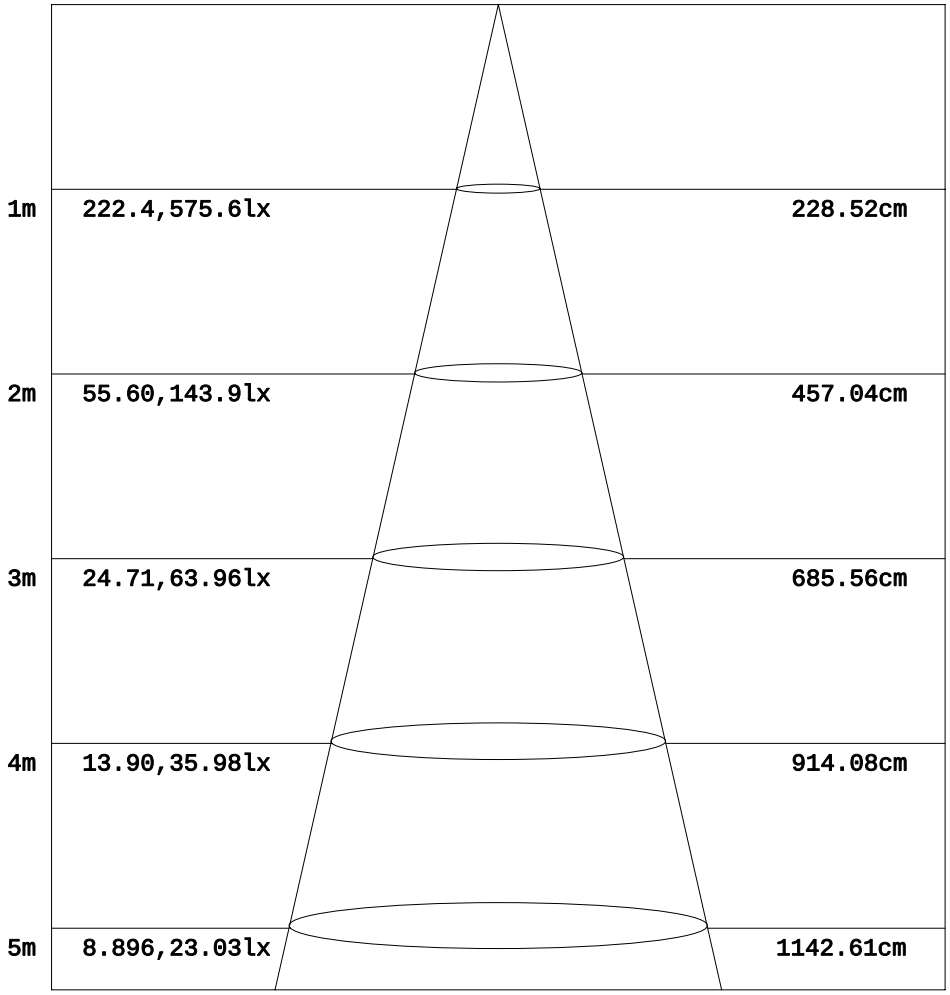

Note:The Curves indicate the illuminated area and the average illumination when the luminaire is at different distance.

C Range: 0 - 360DEG
C Interval: 30.0DEG
Test Speed: HIGH
Temperature:25.3DEG
Operators:
Test Date:18 September 2026

γ Range: 0 - 180DEG
γ Interval: 1.0DEG
Test System:EVERFINE GO-2000A_V1 SYSTEM V2.0.295
Humidity:65.0%
Test Distance:14.200m [K=1.0000]
Remarks:

ISOLUX DIAGRAM

Test:U:120.5V I:0.0939A P:11.04W PF:0.9751 Lamp Flux:1302.16x1 lm		
NAME:	TYPE:	WEIGHT:
SPEC.:	DIM.:	SERIAL No.:
MFR.:	SUR.:	Shielding Angle:

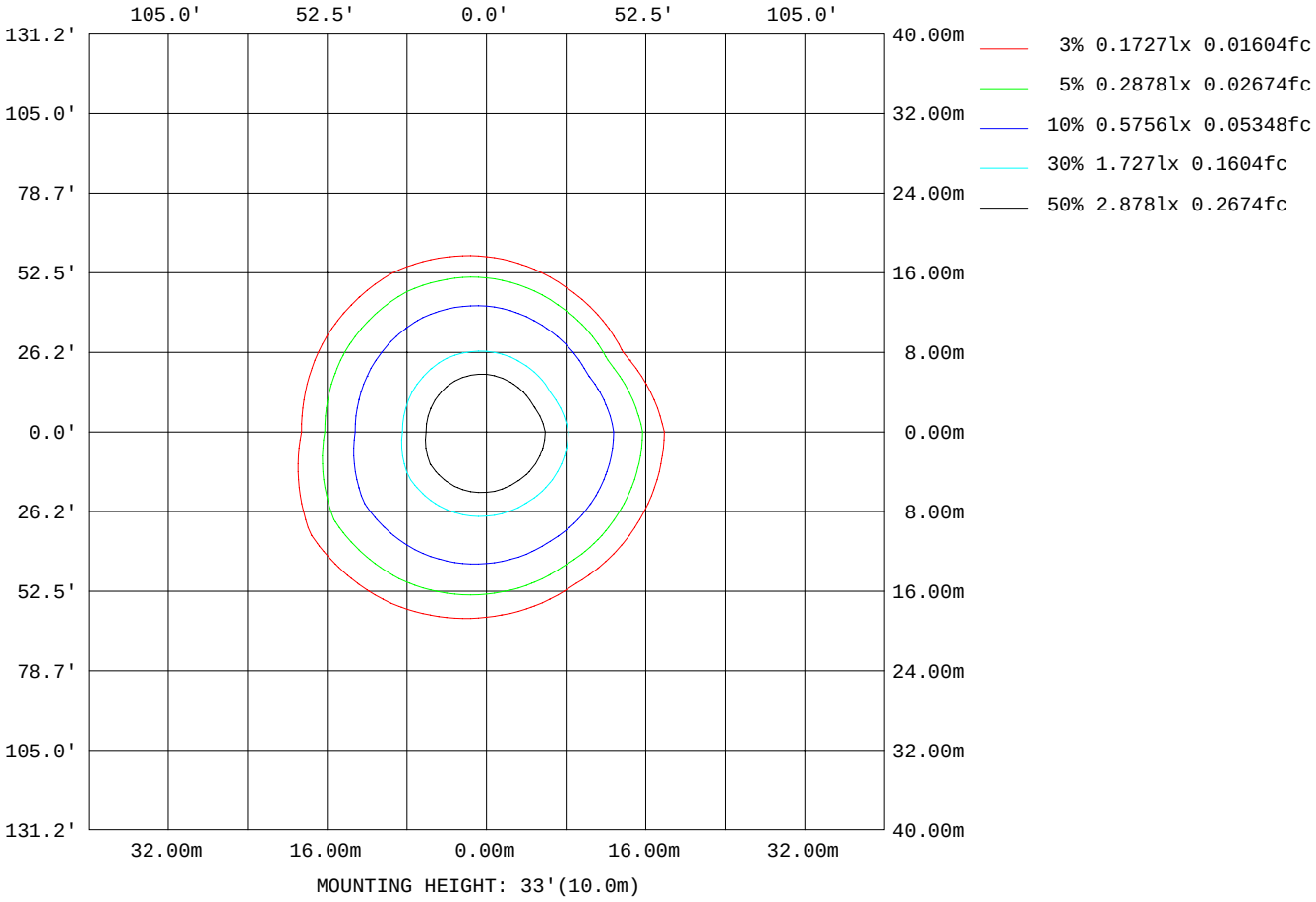

C Range: 0 - 360DEG
C Interval: 30.0DEG
Test Speed: HIGH
Temperature:25.3DEG
Operators:
Test Date:18 September 2026

γ Range: 0 - 180DEG
γ Interval: 1.0DEG
Test System:EVERFINE GO-2000A_V1 SYSTEM V2.0.295
Humidity:65.0%
Test Distance:14.200m [K=1.0000]
Remarks:

LED Avg.L Report

Test:U:120.5V I:0.0939A P:11.04W PF:0.9751 Lamp Flux:1302.16x1 lm		
NAME:	TYPE:	WEIGHT:
SPEC.:	DIM.:	SERIAL No.:
MFR.:	SUR.:	Shielding Angle:

AvgL	cd/m2
L_0~180(65)av	66881
L_0~180(75)av	27684
L_0~180(85)av	7960
L_90~270(65)av	64883
L_90~270(75)av	26229
L_90~270(85)av	6504
L_45(65)av	67505
L_45(75)av	34112
L_45(85)av	15484

Standard: GB/T 29293-2012

C Range: 0 - 360DEG
C Interval: 30.0DEG
Test Speed: HIGH
Temperature:25.3DEG
Operators:
Test Date:18 September 2026

γ Range: 0 - 180DEG
γ Interval: 1.0DEG
Test System:EVERFINE GO-2000A_V1 SYSTEM V2.0.295
Humidity:65.0%
Test Distance:14.200m [K=1.0000]
Remarks:

Planar Illuminance Curve

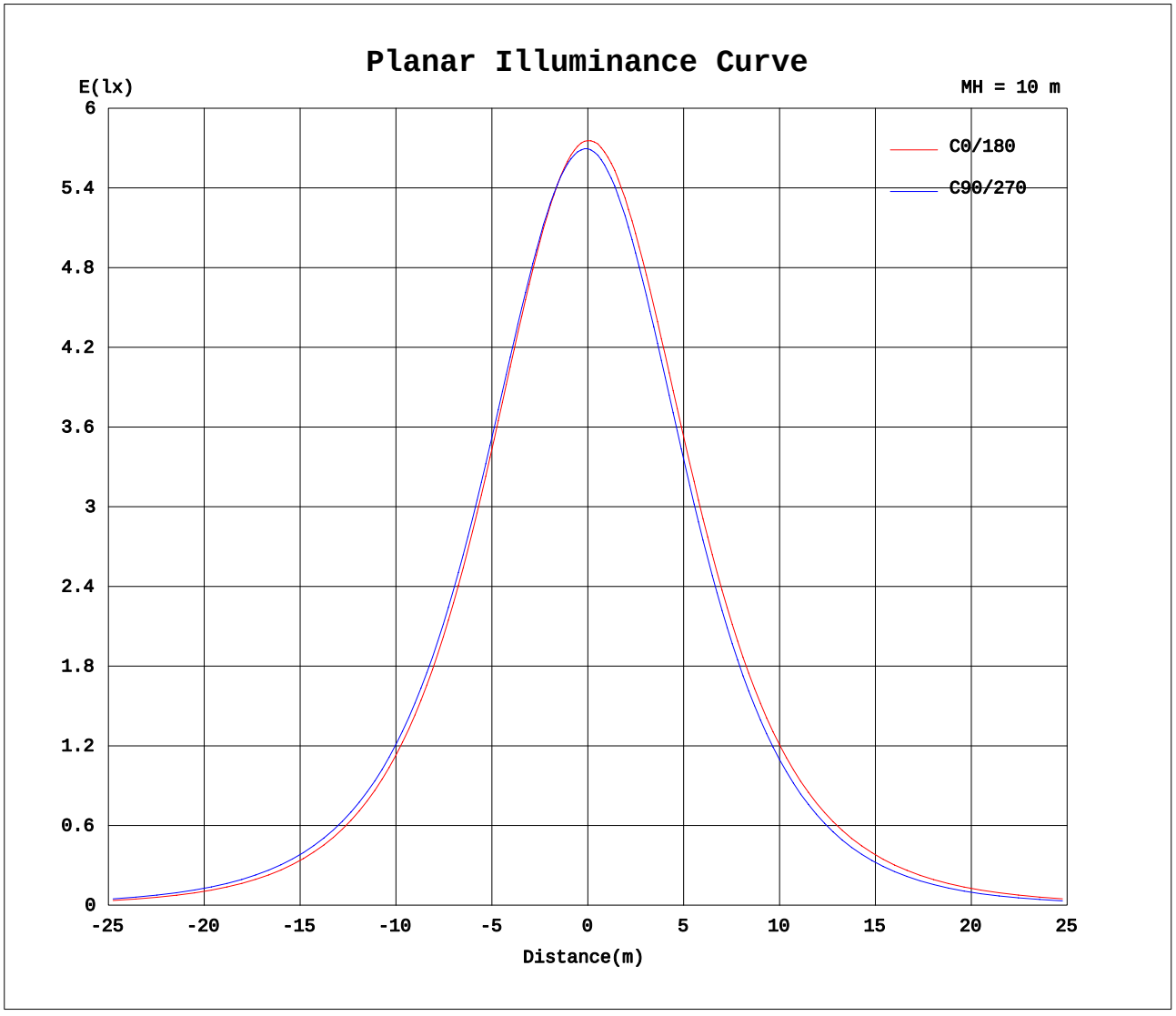

C Range: 0 - 360DEG
C Interval: 30.0DEG
Test Speed: HIGH
Temperature:25.3DEG
Operators:
Test Date:18 September 2026

γ Range: 0 - 180DEG
γ Interval: 1.0DEG
Test System:EVERFINE GO-2000A_V1 SYSTEM V2.0.295
Humidity:65.0%
Test Distance:14.200m [K=1.0000]
Remarks:

LUMINOUS DISTRIBUTION INTENSITY DATA

Test:U:120.5V I:0.0939A P:11.04W PF:0.9751 Lamp Flux:1302.16x1 lm		
NAME:	TYPE:	WEIGHT:
SPEC.:	DIM.:	SERIAL No.:
MFR.:	SUR.:	Shielding Angle:

Table--1 UNIT: cd

γ (DEG) \ C(DEG)	0	30	60	90	120	150	180	210	240	270	300	330
0	576	575	572	570	569	569	576	575	572	570	569	569
5	571	570	567	568	572	575	574	573	570	564	559	557
10	560	559	556	561	569	574	565	565	562	551	543	538
15	543	541	539	547	559	567	550	551	547	534	520	514
20	520	517	515	528	544	554	529	530	526	510	492	483
25	490	488	486	501	521	534	503	504	499	480	458	447
30	455	452	450	469	493	508	470	471	467	444	419	405
35	414	411	409	432	459	476	432	434	429	404	376	359
40	369	366	364	389	420	439	389	391	386	359	328	310
45	320	316	315	343	376	397	342	345	340	310	277	258
50	268	264	263	292	328	350	291	294	290	258	223	203
55	213	209	207	239	276	300	237	241	236	204	167	147
60	156	152	150	182	222	247	181	186	180	148	112	89.7
65	101	97.1	95.3	126	165	191	125	130	125	93.6	62.4	44.2
70	52.9	50.0	48.1	72.6	109	135	73.3	77.7	73.1	47.8	28.0	19.5
75	23.2	21.9	20.8	33.0	59.5	81.8	34.1	37.0	34.1	21.3	13.0	7.82
80	10.5	9.60	8.80	15.0	26.2	39.2	15.2	16.5	15.3	9.27	2.96	0.00
85	0.68	0.00	0.01	4.53	11.8	17.3	4.87	5.92	4.94	0.00	0.00	0.00
90	0.00	0.00	0.00	0.00	1.87	6.39	0.00	0.00	0.00	0.00	0.00	0.00
95	0.00	0.00	0.00	0.00	0.00	0.00	0.00	0.00	0.00	0.00	0.00	0.00
100	0.00	0.00	0.00	0.00	0.00	0.00	0.00	0.00	0.00	0.00	0.00	0.00
105	0.00	0.00	0.00	0.00	0.00	0.00	0.00	0.00	0.00	0.00	0.00	0.00
110	0.00	0.00	0.00	0.00	0.00	0.00	0.00	0.00	0.00	0.00	0.00	0.00
115	0.00	0.00	0.00	0.00	0.00	0.00	0.00	0.00	0.00	0.00	0.00	0.00
120	0.00	0.00	0.00	0.00	0.00	0.00	0.00	0.00	0.00	0.00	0.00	0.00
125	0.00	0.00	0.00	0.00	0.00	0.00	0.00	0.00	0.00	0.00	0.00	0.00
130	0.00	0.00	0.00	0.00	0.00	0.00	0.00	0.00	0.00	0.00	0.00	0.00
135	0.00	0.00	0.00	0.00	0.00	0.00	0.00	0.00	0.00	0.00	0.00	0.00
140	0.00	0.00	0.00	0.00	0.00	0.00	0.00	0.00	0.00	0.00	0.00	0.00
145	0.00	0.00	0.00	0.00	0.00	0.00	0.00	0.00	0.00	0.00	0.00	0.00
150	0.00	0.00	0.00	0.00	0.00	0.00	0.00	0.00	0.00	0.00	0.00	0.00
155	0.00	0.00	0.00	0.00	0.00	0.00	0.00	0.00	0.00	0.00	0.00	0.00
160	0.00	0.00	0.00	0.00	0.00	0.00	0.00	0.00	0.00	0.00	0.00	0.00
165	0.00	0.00	0.00	0.00	0.00	0.00	0.00	0.00	0.00	0.00	0.00	0.00
170	0.00	0.00	0.00	0.00	0.00	0.00	0.00	0.00	0.00	0.00	0.00	0.00
175	0.01	0.01	0.01	0.00	0.00	0.00	0.01	0.01	0.03	0.01	0.05	0.05
180	0.09	0.09	0.08	0.07	0.05	0.07	0.09	0.08	0.12	0.05	0.08	0.08

C Range: 0 - 360DEG
C Interval: 30.0DEG
Test Speed: HIGH
Temperature:25.3DEG
Operators:
Test Date:18 September 2026

γ Range: 0 - 180DEG
γ Interval: 1.0DEG
Test System:EVERFINE GO-2000A_V1 SYSTEM V2.0.295
Humidity:65.0%
Test Distance:14.200m [K=1.0000]
Remarks: