LUMINAIRE PHOTOMETRIC TEST REPORT

Test:U:120.5V I:0.0948A P:11.15W PF:0.9755 Lamp Flux:1272.48x1 lm		
NAME:	TYPE:	WEIGHT:
SPEC.:	DIM.:	SERIAL No.:
MFR.:	SUR.:	Shielding Angle:

DATA OF LAMP		PHOTOMETRIC DATA Eff: 114.16 lm/W			
MODEL	PT-CDL-SMDL12-DD-5C3P-4-12w-5000k	Imax(cd)	563.4	S/MH(C0/180)	1.22
NOMINAL POWER(W)	12	LOR(%)	100.0	S/MH(C90/270)	1.17
RATED VOLTAGE(V)	120	TOTAL FLUX(lm)	1272.5	η UP,DN(C0-180)	0.0,52.7
NOMINAL FLUX(lm)	1272.48	CIE CLASS	DIRECT	η UP,DN(C180-360)	0.0,47.3
LAMPS INSIDE	1	η up(%)	0.0	CIBSE SHR NOM	1.25
TEST VOLTAGE(V)	120	η down(%)	100.0	CIBSE SHR MAX	1.30

LUMINOUS INTENSITY DISTRIBUTION DIAGRAM

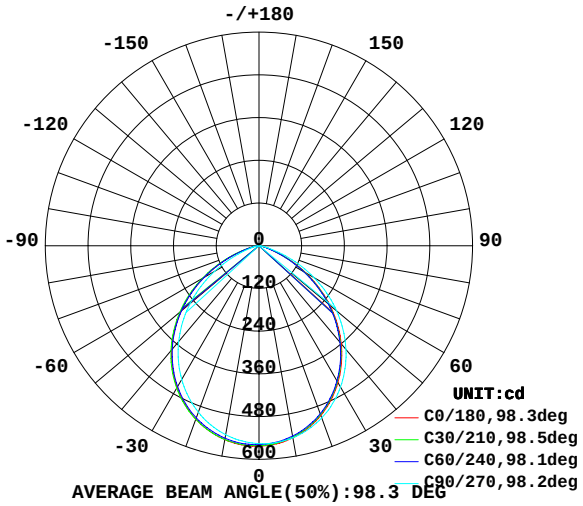

AVERAGE BEAM ANGLE(50%):98.3 DEG

C0 PLANE ISOLUX DIAGRAM (UNIT:lx)

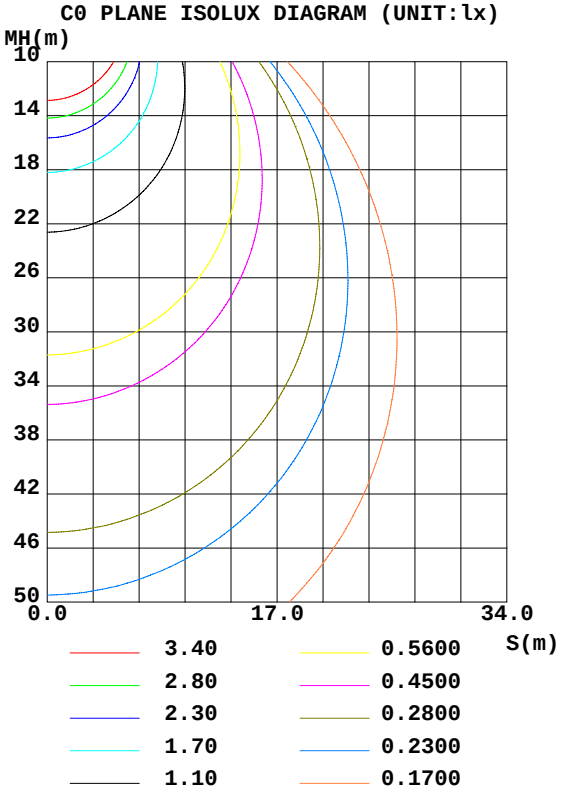

C Range: 0 - 360DEG
C Interval: 30.0DEG
Test Speed: HIGH
Temperature:25.3DEG
Operators:
Test Date:18 September 2026

γ Range: 0 - 180DEG
γ Interval: 1.0DEG
Test System:EVERFINE GO-2000A_V1 SYSTEM V2.0.295
Humidity:65.0%
Test Distance:14.200m [K=1.0000]
Remarks:

ZONAL FLUX DIAGRAM

ZONAL FLUX DIAGRAM:

γ	C0	C45	C90	C135	C180	C225	C270	C315	γ	Φ zone	Φ total	%lum,lamp
10	547.8	544.3	548.0	558.3	552.9	550.7	539.0	527.0	0- 10	52.69	52.69	4.14,4.14
20	507.8	503.6	515.0	536.2	518.6	517.0	497.7	474.8	10- 20	149.4	202.1	15.9,15.9
30	443.6	439.5	458.1	489.8	460.4	459.7	434.0	400.9	20- 30	221.4	423.5	33.3,33.3
40	359.6	354.9	379.8	420.7	381.4	381.9	351.2	309.4	30- 40	255.9	679.4	53.4,53.4
50	260.1	255.2	285.0	333.1	286.0	287.4	252.5	205.6	40- 50	246.7	926.1	72.8,72.8
60	151.1	145.6	177.6	231.0	178.8	181.2	144.8	97.78	50- 60	194.2	1120	88,88
70	50.54	46.41	70.44	121.2	72.88	75.50	46.98	22.53	60- 70	110.3	1231	96.7,96.7
80	9.870	8.485	14.54	32.88	15.05	15.91	9.052	1.307	70- 80	36.11	1267	99.5,99.5
90	0	0	0	4.191	0	0	0	0	80- 90	5.746	1272	100,100
100	0	0	0	0	0	0	0	0	90-100	0.0814	1272	100,100
110	0	0	0	0	0	0	0	0	100-110	0	1272	100,100
120	0	0	0	0	0	0	0	0	110-120	0	1272	100,100
130	0	0	0	0	0	0	0	0	120-130	0	1272	100,100
140	0	0	0	0	0	0	0	0	130-140	0	1272	100,100
150	0	0	0	0	0	0	0	0	140-150	0	1272	100,100
160	0	0	0	0	0	0	0	0	150-160	0	1272	100,100
170	0	0	0	0	0	0	0	0	160-170	0	1272	100,100
180	0	0	0	0	0	0	0	0	170-180	0	1272	100,100
DEG	LUMINOUS INTENSITY:cd									UNIT:lm		

C Range: 0 - 360DEG
C Interval: 30.0DEG
Test Speed: HIGH
Temperature:25.3DEG
Operators:
Test Date:18 September 2026

γ Range: 0 - 180DEG
γ Interval: 1.0DEG
Test System:EVERFINE GO-2000A_V1 SYSTEM V2.0.295
Humidity:65.0%
Test Distance:14.200m [K=1.0000]
Remarks:

CU AND LUMINAIRE BUDGETARY ESTIMATE DIAGRAM

Test:U:120.5V I:0.0948A P:11.15W PF:0.9755 Lamp Flux:1272.48x1 lm		
NAME:	TYPE:	WEIGHT:
SPEC.:	DIM.:	SERIAL No.:
MFR.:	SUR.:	Shielding Angle:

ρcc	80%			70%			50%			30%			10%			0
ρw	50%	30%	10%	50%	30%	10%	50%	30%	10%	50%	30%	10%	50%	30%	10%	0
ρfc	20%			20%			20%			20%			20%			0
RCR	RCR:Room Cavity Ratio			Coefficients of Utilization(CU)												
0.0	1.19	1.19	1.19	1.16	1.16	1.16	1.11	1.11	1.11	1.06	1.06	1.06	1.02	1.02	1.02	.00
1.0	1.06	1.03	.99	1.04	1.01	.98	.00	.97	.95	.96	.94	.92	.93	.91	.89	.87
2.0	.94	.88	.83	.93	.87	.82	.89	.84	.80	.86	.82	.79	.83	.80	.77	.75
3.0	.84	.77	.71	.82	.76	.70	.80	.74	.69	.77	.72	.68	.74	.70	.67	.65
4.0	.75	.67	.61	.74	.66	.61	.71	.65	.60	.69	.63	.59	.67	.62	.58	.56
5.0	.68	.59	.53	.66	.59	.53	.64	.58	.52	.63	.56	.52	.61	.55	.51	.49
6.0	.61	.53	.47	.60	.52	.47	.58	.51	.46	.57	.51	.46	.55	.50	.45	.44
7.0	.56	.47	.42	.55	.47	.42	.53	.46	.41	.52	.46	.41	.51	.45	.41	.39
8.0	.51	.43	.37	.50	.43	.37	.49	.42	.37	.48	.41	.37	.47	.41	.37	.35
9.0	.47	.39	.34	.46	.39	.34	.45	.38	.34	.44	.38	.33	.43	.37	.33	.31
10.0	.43	.36	.31	.43	.36	.31	.42	.35	.31	.41	.35	.30	.40	.34	.30	.29

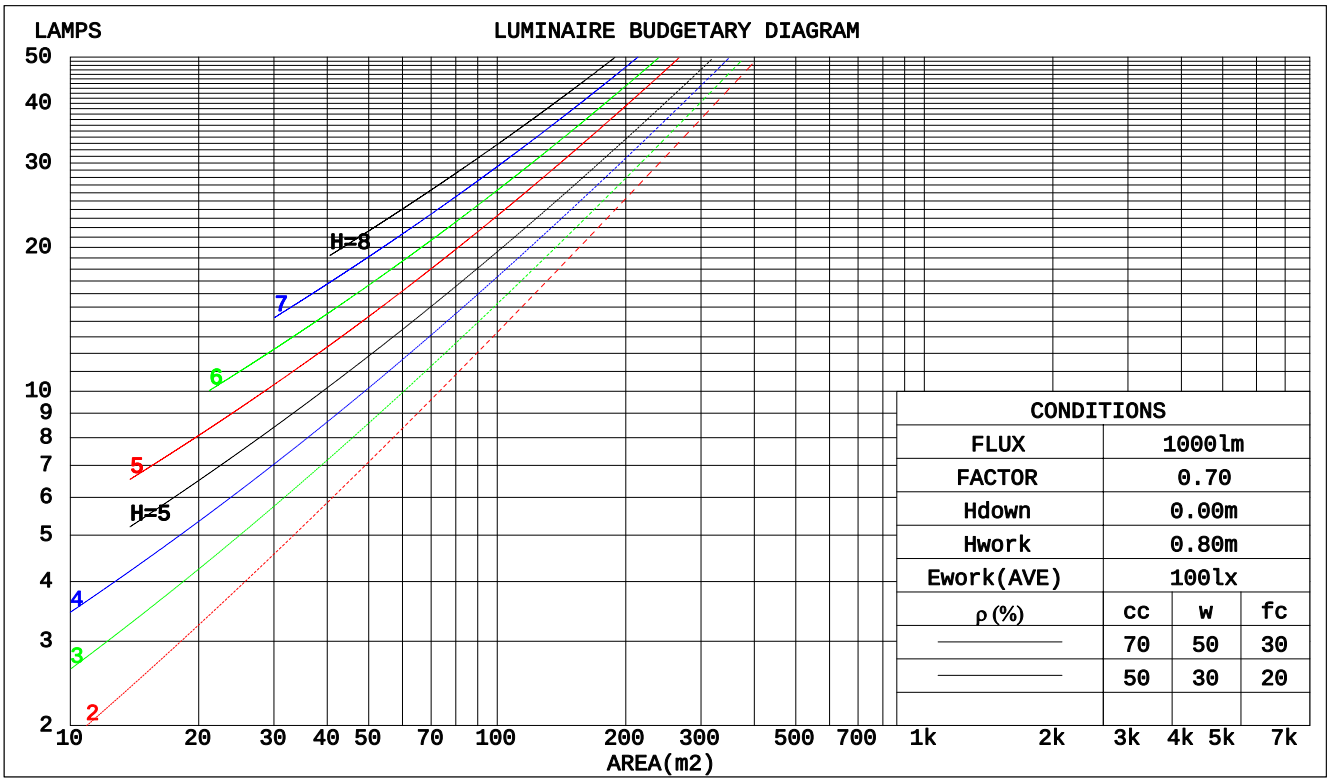

C Range: 0 - 360DEG
C Interval: 30.0DEG
Test Speed: HIGH
Temperature:25.3DEG
Operators:
Test Date:18 September 2026

γ Range: 0 - 180DEG
γ Interval: 1.0DEG
Test System:EVERFINE GO-2000A_V1 SYSTEM V2.0.295
Humidity:65.0%
Test Distance:14.200m [K=1.0000]
Remarks:

WEC AND CCEC

Test:U:120.5V I:0.0948A P:11.15W PF:0.9755 Lamp Flux:1272.48x1 lm		
NAME:	TYPE:	WEIGHT:
SPEC.:	DIM.:	SERIAL No.:
MFR.:	SUR.:	Shielding Angle:

ρcc	80%			70%			50%			30%			10%			0
ρw	50%	30%	10%	50%	30%	10%	50%	30%	10%	50%	30%	10%	50%	30%	10%	0
ρfc	20%			20%			20%			20%			20%			0
RCR	RCR:Room Cavity Ratio						Wall Exitance Coeffcients(WEC)									
0.0																
1.0	.261	.149	.047	.254	.145	.046	.241	.138	.044	.229	.132	.042	.218	.127	.041	
2.0	.254	.139	.043	.248	.137	.042	.237	.132	.041	.226	.127	.040	.216	.122	.039	
3.0	.241	.128	.038	.235	.126	.038	.225	.122	.037	.216	.118	.036	.207	.115	.036	
4.0	.226	.117	.035	.221	.116	.034	.212	.113	.034	.204	.110	.033	.197	.107	.033	
5.0	.212	.108	.031	.208	.107	.031	.200	.104	.031	.192	.102	.030	.186	.099	.030	
6.0	.198	.099	.028	.195	.098	.028	.188	.096	.028	.181	.094	.028	.175	.092	.027	
7.0	.186	.092	.026	.183	.091	.026	.177	.089	.026	.171	.088	.025	.165	.086	.025	
8.0	.175	.086	.024	.172	.085	.024	.167	.083	.024	.161	.082	.024	.156	.080	.023	
9.0	.165	.080	.022	.163	.079	.022	.158	.078	.022	.153	.077	.022	.148	.075	.022	
10.0	.156	.075	.021	.154	.074	.021	.149	.073	.021	.145	.072	.020	.141	.071	.020	

ρcc	80%			70%			50%			30%			10%			0
ρw	50%	30%	10%	50%	30%	10%	50%	30%	10%	50%	30%	10%	50%	30%	10%	0
ρfc	20%			20%			20%			20%			20%			0
RCR	RCR:Room Cavity Ratio						Ceiling Cavity Exitance Coefficients(CCEC)									
0.0	.191	.191	.191	.163	.163	.163	.111	.111	.111	.064	.064	.064	.020	.020	.020	
1.0	.177	.157	.138	.151	.134	.119	.104	.092	.082	.060	.054	.048	.019	.017	.015	
2.0	.167	.132	.103	.143	.114	.089	.098	.079	.062	.057	.046	.036	.018	.015	.012	
3.0	.159	.114	.079	.136	.098	.068	.094	.068	.048	.054	.040	.028	.017	.013	.009	
4.0	.151	.101	.062	.130	.087	.054	.089	.061	.038	.052	.035	.022	.017	.012	.007	
5.0	.144	.090	.050	.124	.078	.043	.085	.054	.031	.049	.032	.018	.016	.010	.006	
6.0	.137	.081	.041	.118	.070	.036	.081	.049	.025	.047	.029	.015	.015	.009	.005	
7.0	.131	.074	.035	.112	.065	.030	.078	.045	.022	.045	.027	.013	.015	.009	.004	
8.0	.125	.069	.030	.107	.060	.026	.074	.042	.019	.043	.025	.011	.014	.008	.004	
9.0	.119	.064	.026	.103	.055	.023	.071	.039	.016	.041	.023	.010	.013	.008	.003	
10.0	.114	.059	.023	.098	.052	.020	.068	.036	.014	.040	.021	.009	.013	.007	.003	

C Range: 0 - 360DEG
C Interval: 30.0DEG
Test Speed: HIGH
Temperature:25.3DEG
Operators:
Test Date:18 September 2026

γ Range: 0 - 180DEG
γ Interval: 1.0DEG
Test System:EVERFINE GO-2000A_V1 SYSTEM V2.0.295
Humidity:65.0%
Test Distance:14.200m [K=1.0000]
Remarks:

UGR(Unified Glare Rating) Table

Test:U:120.5V I:0.0948A P:11.15W PF:0.9755 Lamp Flux:1272.48x1 lm		
NAME:	TYPE:	WEIGHT:
SPEC.:	DIM.:	SERIAL No.:
MFR.:	SUR.:	Shielding Angle:

ceiling/cavity		0.7	0.7	0.5	0.5	0.3	0.7	0.7	0.5	0.5	0.3
walls		0.5	0.3	0.5	0.3	0.3	0.5	0.3	0.5	0.3	0.3
working plane		0.2	0.2	0.2	0.2	0.2	0.2	0.2	0.2	0.2	0.2
Room dimensions		Viewed crosswise					Viewed endwise				
x = 2H	y = 2H	27.9	29.3	28.2	29.5	29.7	28.3	29.7	28.5	29.9	30.1
	3H	28.4	29.6	28.7	29.9	30.1	28.9	30.2	29.2	30.4	30.6
	4H	28.4	29.6	28.7	29.8	30.1	28.9	30.2	29.2	30.4	30.6
	6H	28.3	29.5	28.6	29.7	30.0	28.9	30.1	29.2	30.3	30.6
	8H	28.3	29.4	28.6	29.7	29.9	28.9	30.0	29.2	30.3	30.5
	12H	28.2	29.3	28.6	29.6	29.9	28.8	29.9	29.2	30.2	30.5
4H	2H	28.2	29.4	28.5	29.6	29.9	28.5	29.7	28.8	29.9	30.2
	3H	28.7	29.7	29.0	30.0	30.3	29.1	30.2	29.4	30.4	30.7
	4H	28.7	29.7	29.1	30.0	30.3	29.2	30.1	29.6	30.5	30.8
	6H	28.7	29.5	29.1	29.9	30.2	29.2	30.0	29.6	30.4	30.7
	8H	28.7	29.4	29.1	29.8	30.2	29.2	30.0	29.6	30.3	30.7
	12H	28.6	29.3	29.0	29.7	30.1	29.2	29.9	29.6	30.3	30.7
8H	4H	28.6	29.4	29.1	29.8	30.2	29.1	29.9	29.5	30.3	30.6
	6H	28.7	29.3	29.1	29.7	30.1	29.1	29.8	29.6	30.2	30.6
	8H	28.6	29.2	29.1	29.6	30.1	29.1	29.7	29.6	30.1	30.6
	12H	28.6	29.1	29.1	29.5	30.0	29.1	29.6	29.6	30.1	30.5
12H	4H	28.6	29.3	29.0	29.7	30.1	29.1	29.8	29.5	30.2	30.6
	6H	28.6	29.2	29.1	29.6	30.1	29.1	29.7	29.6	30.1	30.5
	8H	28.6	29.1	29.1	29.5	30.0	29.1	29.6	29.6	30.0	30.5
Variations with the observer position at spacings:											
S = 1.0H		+ 0.5 / - 0.6					+ 0.4 / - 0.5				
1.5H		+ 0.3 / - 0.4					+ 0.4 / - 0.5				
2.0H		+ 1.0 / - 1.3					+ 1.1 / - 1.7				

CIE Pub.117 Corrected 1272 lm Total Lamp Luminous Flux.(8log(F/F0) = 0.8)

C Range: 0 - 360DEG
C Interval: 30.0DEG
Test Speed: HIGH
Temperature:25.3DEG
Operators:
Test Date:18 September 2026

γ Range: 0 - 180DEG
γ Interval: 1.0DEG
Test System:EVERFINE GO-2000A_V1 SYSTEM V2.0.295
Humidity:65.0%
Test Distance:14.200m [K=1.0000]
Remarks:

UTILIZATION FACTORS TABLE

Test:U:120.5V I:0.0948A P:11.15W PF:0.9755 Lamp Flux:1272.48x1 lm		
NAME:	TYPE:	WEIGHT:
SPEC.:	DIM.:	SERIAL No.:
MFR.:	SUR.:	Shielding Angle:

REFLECTANCE										
Ceiling	0.8	0.8	0.8	0.7	0.7	0.7	0.5	0.5	0.5	0
Walls	0.7	0.5	0.3	0.7	0.5	0.3	0.7	0.5	0.3	0
Working plane	0.2	0.2	0.2	0.2	0.2	0.2	0.2	0.2	0.2	0
ROOM INDEX	UTILIZATION FACTORS(PERCENT) k(RI) x RCR = 5									
k = 0.60	62	51	45	61	51	45	60	51	45	39
0.80	73	62	55	72	62	55	70	61	55	48
1.00	81	71	65	80	71	64	78	72	64	57
1.25	88	79	73	87	78	72	84	77	71	65
1.50	93	84	78	91	83	78	88	82	76	70
2.00	99	92	86	97	90	85	94	88	84	77
2.50	102	96	90	100	94	90	97	92	88	80
3.00	105	99	95	103	98	94	99	95	91	84
4.00	109	104	100	106	102	98	102	99	96	87
5.00	111	106	103	108	105	101	104	101	98	90
ROOM INDEX	UF(total)									Direct
According to DIN EN 13032-2 2004				Suspended					SHRNOM = 1.25	

C Range: 0 - 360DEG
C Interval: 30.0DEG
Test Speed: HIGH
Temperature:25.3DEG
Operators:
Test Date:18 September 2026

γ Range: 0 - 180DEG
γ Interval: 1.0DEG
Test System:EVERFINE GO-2000A_V1 SYSTEM V2.0.295
Humidity:65.0%
Test Distance:14.200m [K=1.0000]
Remarks:

ISOCANDELA DIAGRAM

Test:U:120.5V I:0.0948A P:11.15W PF:0.9755 Lamp Flux:1272.48x1 lm		
NAME:	TYPE:	WEIGHT:
SPEC.:	DIM.:	SERIAL No.:
MFR.:	SUR.:	Shielding Angle:

Conical surface Flux(90deg):
806.69 lm
%lum = 63.4%
%lamp = 63.4%

Conical surface Flux(120deg):
1120.3 lm
%lum = 88.0%
%lamp = 88.0%

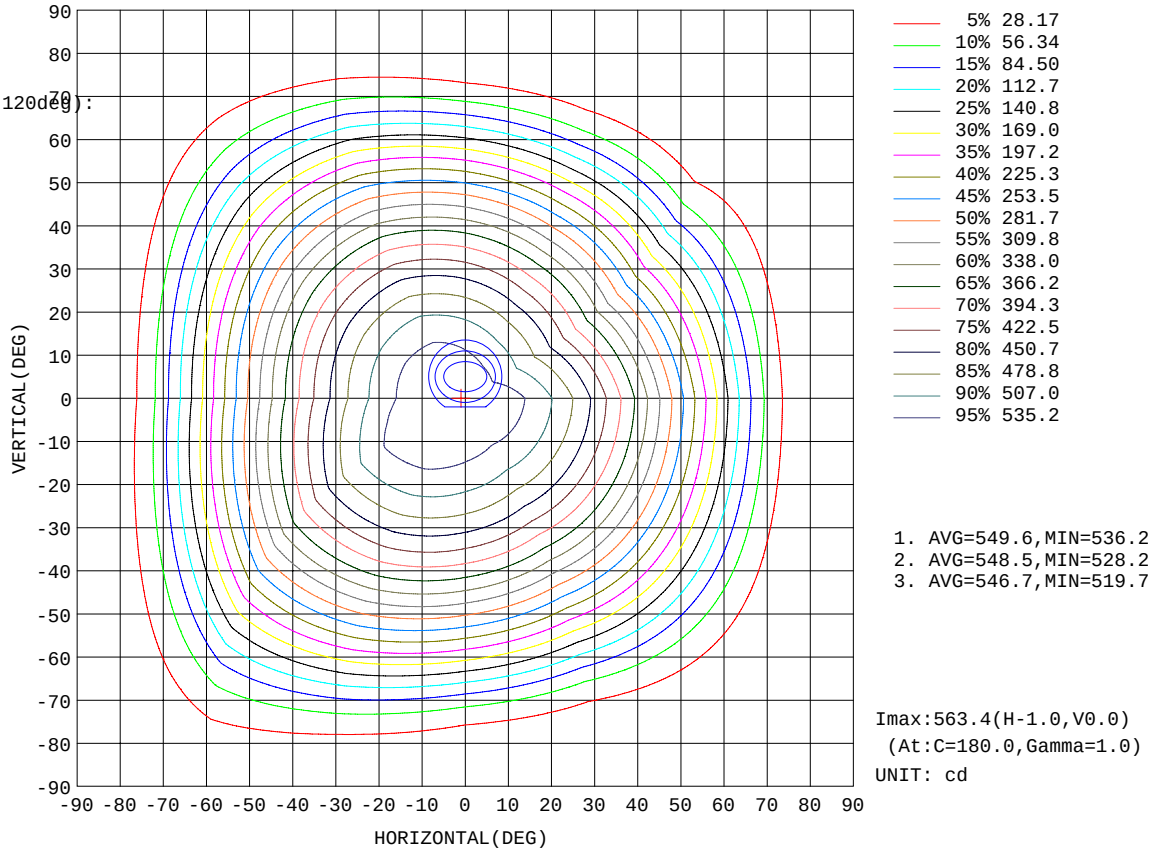

1. AVG=549.6,MIN=536.2
2. AVG=548.5,MIN=528.2
3. AVG=546.7,MIN=519.7

Imax:563.4(H-1.0,V0.0)
(At:C=180.0,Gamma=1.0)
UNIT: cd

C Range: 0 - 360DEG
C Interval: 30.0DEG
Test Speed: HIGH
Temperature:25.3DEG
Operators:
Test Date:18 September 2026

γ Range: 0 - 180DEG
γ Interval: 1.0DEG
Test System:EVERFINE GO-2000A_V1 SYSTEM V2.0.295
Humidity:65.0%
Test Distance:14.200m [K=1.0000]
Remarks:

AAI Figure

Test:U:120.5V I:0.0948A P:11.15W PF:0.9755 Lamp Flux:1272.48x1 lm		
NAME:	TYPE:	WEIGHT:
SPEC.:	DIM.:	SERIAL No.:
MFR.:	SUR.:	Shielding Angle:

Flux out:903.1 lm

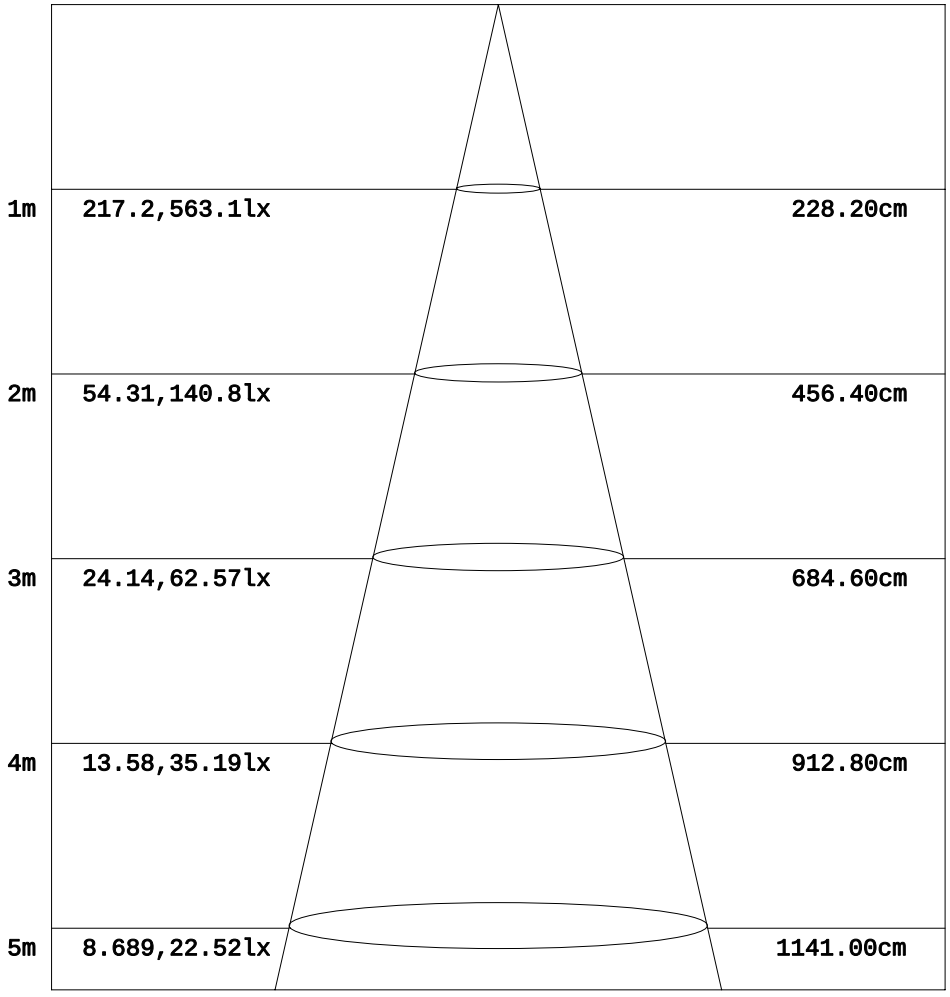

Note:The Curves indicate the illuminated area and the average illumination when the luminaire is at different distance.

C Range: 0 - 360DEG
C Interval: 30.0DEG
Test Speed: HIGH
Temperature:25.3DEG
Operators:
Test Date:18 September 2026

γ Range: 0 - 180DEG
γ Interval: 1.0DEG
Test System:EVERFINE GO-2000A_V1 SYSTEM V2.0.295
Humidity:65.0%
Test Distance:14.200m [K=1.0000]
Remarks:

ISOLUX DIAGRAM

Test:U:120.5V I:0.0948A P:11.15W PF:0.9755 Lamp Flux:1272.48x1 lm		
NAME:	TYPE:	WEIGHT:
SPEC.:	DIM.:	SERIAL No.:
MFR.:	SUR.:	Shielding Angle:

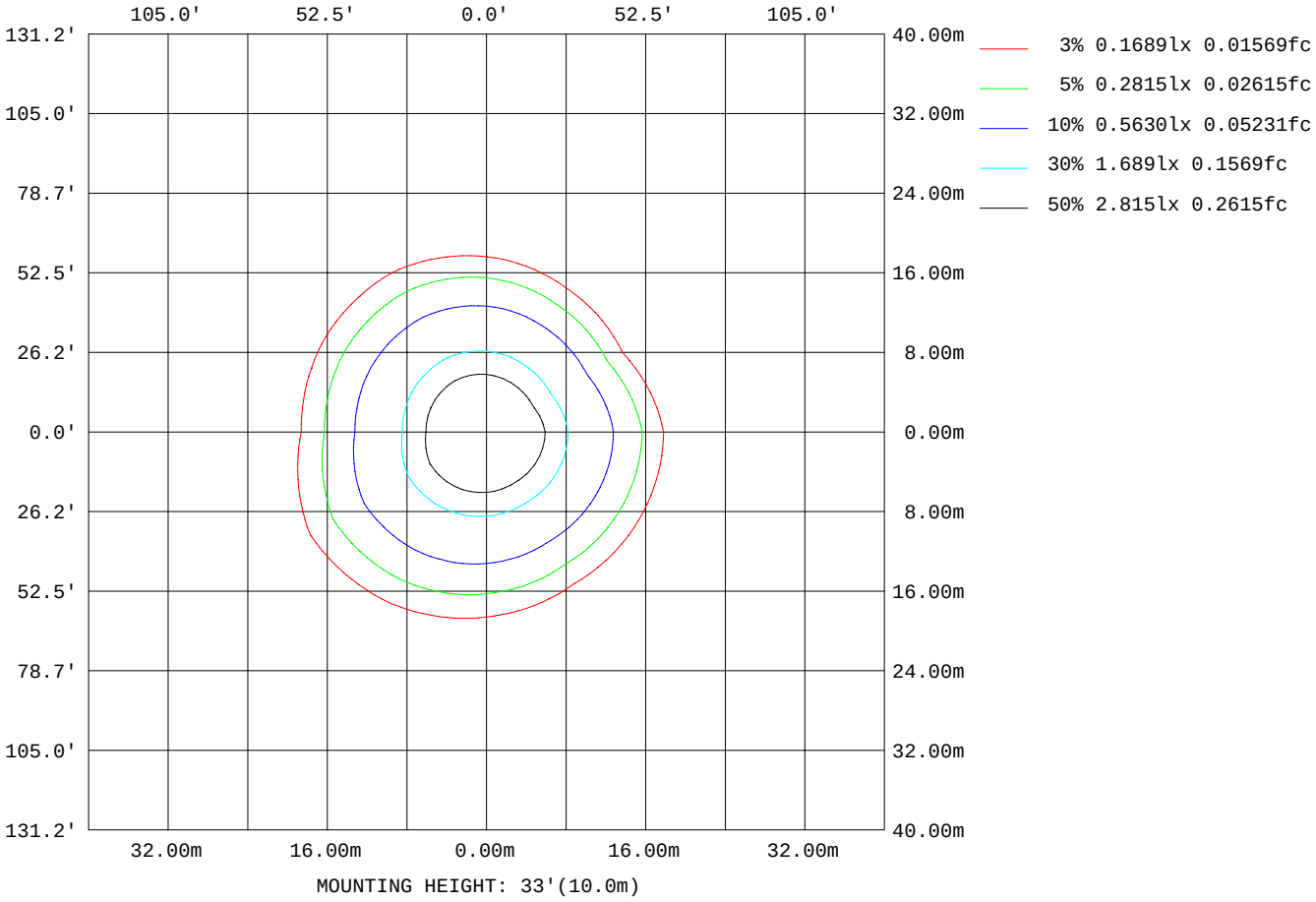

C Range: 0 - 360DEG
C Interval: 30.0DEG
Test Speed: HIGH
Temperature:25.3DEG
Operators:
Test Date:18 September 2026

γ Range: 0 - 180DEG
γ Interval: 1.0DEG
Test System:EVERFINE GO-2000A_V1 SYSTEM V2.0.295
Humidity:65.0%
Test Distance:14.200m [K=1.0000]
Remarks:

LED Avg.L Report

Test:U:120.5V I:0.0948A P:11.15W PF:0.9755 Lamp Flux:1272.48x1 lm		
NAME:	TYPE:	WEIGHT:
SPEC.:	DIM.:	SERIAL No.:
MFR.:	SUR.:	Shielding Angle:

AvgL	cd/m2
L_0~180(65)av	65376
L_0~180(75)av	27106
L_0~180(85)av	7470
L_90~270(65)av	63306
L_90~270(75)av	25513
L_90~270(85)av	6109
L_45(65)av	66232
L_45(75)av	33731
L_45(85)av	15610

Standard: GB/T 29293-2012

C Range: 0 - 360DEG
C Interval: 30.0DEG
Test Speed: HIGH
Temperature:25.3DEG
Operators:
Test Date:18 September 2026

γ Range: 0 - 180DEG
γ Interval: 1.0DEG
Test System:EVERFINE GO-2000A_V1 SYSTEM V2.0.295
Humidity:65.0%
Test Distance:14.200m [K=1.0000]
Remarks:

Planar Illuminance Curve

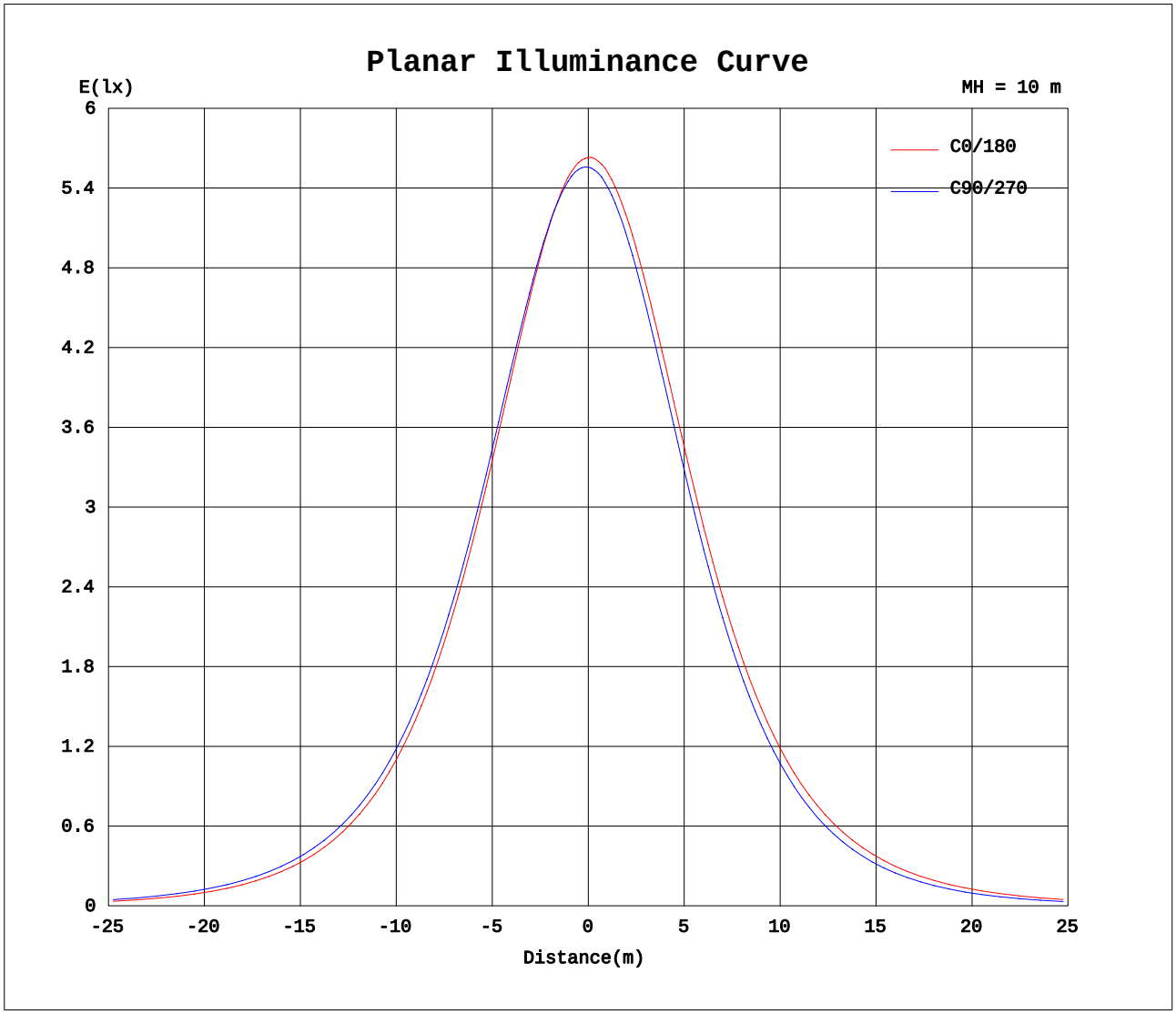

C Range: 0 - 360DEG
C Interval: 30.0DEG
Test Speed: HIGH
Temperature:25.3DEG
Operators:
Test Date:18 September 2026

γ Range: 0 - 180DEG
γ Interval: 1.0DEG
Test System:EVERFINE GO-2000A_V1 SYSTEM V2.0.295
Humidity:65.0%
Test Distance:14.200m [K=1.0000]
Remarks:

LUMINOUS DISTRIBUTION INTENSITY DATA

Test:U:120.5V I:0.0948A P:11.15W PF:0.9755 Lamp Flux:1272.48x1 lm		
NAME:	TYPE:	WEIGHT:
SPEC.:	DIM.:	SERIAL No.:
MFR.:	SUR.:	Shielding Angle:

Table--1 UNIT: cd

γ (DEG) \ C(DEG)	0	30	60	90	120	150	180	210	240	270	300	330
0	563	562	558	556	555	555	563	562	558	556	555	555
5	559	557	554	555	558	561	561	560	557	550	545	543
10	548	546	543	548	555	561	553	553	549	539	529	525
15	531	528	526	535	546	555	539	539	535	521	508	500
20	508	505	503	515	531	542	519	519	515	498	480	470
25	478	475	473	489	509	523	492	493	489	469	447	434
30	444	441	439	458	482	498	460	462	457	434	408	393
35	404	400	398	421	449	467	423	426	421	395	366	348
40	360	356	354	380	411	431	381	385	379	351	319	300
45	311	308	306	334	368	390	335	339	334	303	269	248
50	260	256	254	285	321	345	286	290	284	252	217	195
55	206	202	200	232	271	296	233	238	232	199	162	140
60	151	147	145	178	218	244	179	184	178	145	108	87.3
65	97.1	93.2	90.9	122	163	190	124	130	124	91.8	59.9	43.1
70	50.5	47.5	45.4	70.4	108	135	72.9	78.2	72.8	47.0	26.8	18.3
75	22.1	20.7	19.6	32.0	58.9	82.1	34.0	37.6	34.2	20.9	12.3	7.15
80	9.87	8.93	8.04	14.5	26.0	39.8	15.0	16.6	15.2	9.05	2.61	0.00
85	0.33	0.00	0.01	4.26	11.7	17.4	4.88	6.17	5.03	0.00	0.00	0.00
90	0.00	0.00	0.00	0.00	1.90	6.48	0.00	0.00	0.00	0.00	0.00	0.00
95	0.00	0.00	0.00	0.00	0.00	0.00	0.00	0.00	0.00	0.00	0.00	0.00
100	0.00	0.00	0.00	0.00	0.00	0.00	0.00	0.00	0.00	0.00	0.00	0.00
105	0.00	0.00	0.00	0.00	0.00	0.00	0.00	0.00	0.00	0.00	0.00	0.00
110	0.00	0.00	0.00	0.00	0.00	0.00	0.00	0.00	0.00	0.00	0.00	0.00
115	0.00	0.00	0.00	0.00	0.00	0.00	0.00	0.00	0.00	0.00	0.00	0.00
120	0.00	0.00	0.00	0.00	0.00	0.00	0.00	0.00	0.00	0.00	0.00	0.00
125	0.00	0.00	0.00	0.00	0.00	0.00	0.00	0.00	0.00	0.00	0.00	0.00
130	0.00	0.00	0.00	0.00	0.00	0.00	0.00	0.00	0.00	0.00	0.00	0.00
135	0.00	0.00	0.00	0.00	0.00	0.00	0.00	0.00	0.00	0.00	0.00	0.00
140	0.00	0.00	0.00	0.00	0.00	0.00	0.00	0.00	0.00	0.00	0.00	0.00
145	0.00	0.00	0.00	0.00	0.00	0.00	0.00	0.00	0.00	0.00	0.00	0.00
150	0.00	0.00	0.00	0.00	0.00	0.00	0.00	0.00	0.00	0.00	0.00	0.00
155	0.00	0.00	0.00	0.00	0.00	0.00	0.00	0.00	0.00	0.00	0.00	0.00
160	0.00	0.00	0.00	0.00	0.00	0.00	0.00	0.00	0.00	0.00	0.00	0.00
165	0.00	0.00	0.00	0.00	0.00	0.00	0.00	0.00	0.00	0.00	0.00	0.00
170	0.00	0.00	0.00	0.00	0.00	0.00	0.00	0.00	0.00	0.00	0.00	0.00
175	0.00	0.00	0.00	0.00	0.00	0.00	0.00	0.00	0.00	0.00	0.00	0.00
180	0.00	0.00	0.00	0.00	0.00	0.00	0.00	0.00	0.00	0.00	0.00	0.00

C Range: 0 - 360DEG
C Interval: 30.0DEG
Test Speed: HIGH
Temperature:25.3DEG
Operators:
Test Date:18 September 2026

γ Range: 0 - 180DEG
γ Interval: 1.0DEG
Test System:EVERFINE GO-2000A_V1 SYSTEM V2.0.295
Humidity:65.0%
Test Distance:14.200m [K=1.0000]
Remarks: