LUMINAIRE PHOTOMETRIC TEST REPORT

Test:U:120.5V I:0.0547A P:6.163W PF:0.9353 Lamp Flux:693.682x1 lm		
NAME:	TYPE:	WEIGHT:
SPEC.:	DIM.:	SERIAL No.:
MFR.:	SUR.:	Shielding Angle:

DATA OF LAMP		PHOTOMETRIC DATA Eff: 112.55 lm/W			
MODEL	PT-CDL-SD-L-12-DD-5C3P-4-6w-2700k	Imax(cd)	310.7	S/MH(C0/180)	1.20
NOMINAL POWER(W)	6	LOR(%)	100.0	S/MH(C90/270)	1.16
RATED VOLTAGE(V)	120	TOTAL FLUX(lm)	693.68	η UP,DN(C0-180)	0.0,52.3
NOMINAL FLUX(lm)	693.682	CIE CLASS	DIRECT	η UP,DN(C180-360)	0.0,47.7
LAMPS INSIDE	1	η up(%)	0.0	CIBSE SHR NOM	1.25
TEST VOLTAGE(V)	120	η down(%)	100.0	CIBSE SHR MAX	1.30

LUMINOUS INTENSITY DISTRIBUTION DIAGRAM

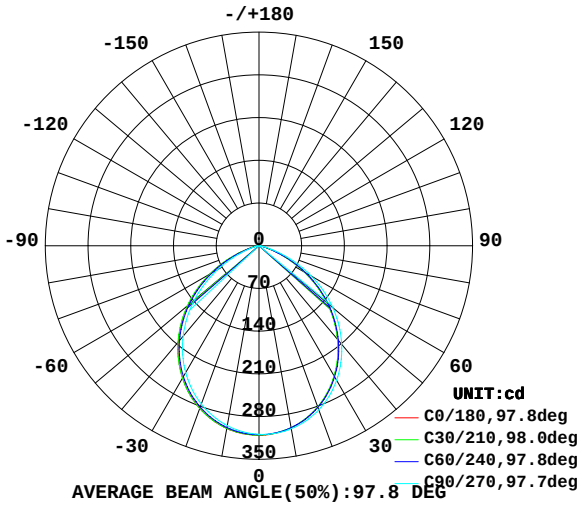

AVERAGE BEAM ANGLE(50%):97.8 DEG

C0 PLANE ISOLUX DIAGRAM (UNIT:lx)

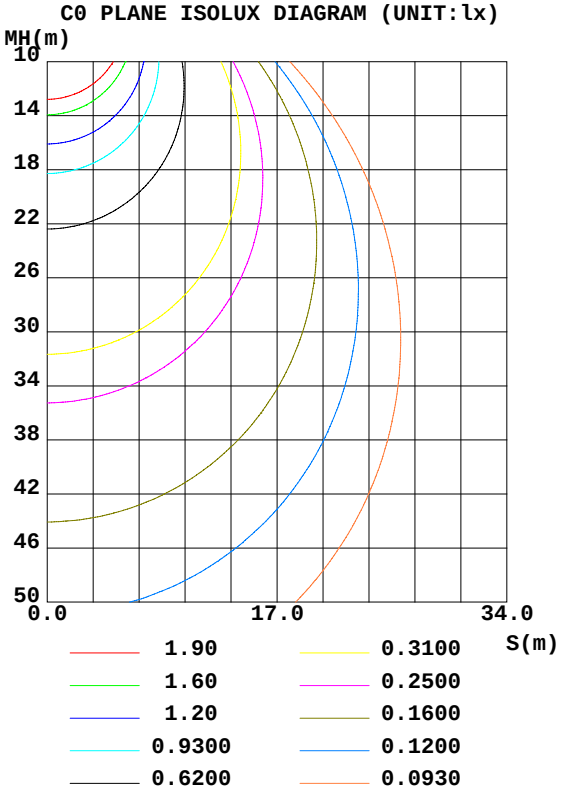

C Range: 0 - 360DEG
C Interval: 30.0DEG
Test Speed: HIGH
Temperature:25.3DEG
Operators:
Test Date:18 September 2026

γ Range: 0 - 180DEG
γ Interval: 1.0DEG
Test System:EVERFINE GO-2000A_V1 SYSTEM V2.0.295
Humidity:65.0%
Test Distance:14.200m [K=1.0000]
Remarks:

ZONAL FLUX DIAGRAM

ZONAL FLUX DIAGRAM:

γ	C0	C45	C90	C135	C180	C225	C270	C315	γ	Φ zone	Φ total	%lum,lamp
10	303.0	302.6	304.5	306.9	304.1	303.1	299.3	296.3	0- 10	29.20	29.20	4.21,4.21
20	281.6	281.5	286.1	291.1	283.6	282.7	276.1	270.6	10- 20	82.76	112.0	16.1,16.1
30	246.9	247.1	254.5	262.1	250.4	249.3	240.1	232.1	20- 30	122.5	234.5	33.8,33.8
40	200.7	201.2	210.9	220.8	205.8	204.6	193.3	183.0	30- 40	141.4	375.8	54.2,54.2
50	146.3	146.6	158.0	169.8	152.2	151.1	138.2	125.3	40- 50	135.7	511.6	73.7,73.7
60	85.98	86.26	98.62	111.6	92.40	91.49	77.83	64.73	50- 60	106.0	617.6	89,89
70	29.07	29.10	38.74	51.22	34.41	33.93	23.46	16.23	60- 70	58.50	676.1	97.5,97.5
80	4.192	4.013	6.161	9.891	5.318	5.224	2.653	0.4461	70- 80	16.26	692.3	99.8,99.8
90	0	0	0	0	0	0	0	0	80- 90	1.352	693.7	100,100
100	0	0	0	0	0	0	0	0	90-100	0	693.7	100,100
110	0	0	0	0	0	0	0	0	100-110	0	693.7	100,100
120	0	0	0	0	0	0	0	0	110-120	0	693.7	100,100
130	0	0	0	0	0	0	0	0	120-130	0	693.7	100,100
140	0	0	0	0	0	0	0	0	130-140	0	693.7	100,100
150	0	0	0	0	0	0	0	0	140-150	0	693.7	100,100
160	0	0	0	0	0	0	0	0	150-160	0	693.7	100,100
170	0	0	0	0	0	0	0	0	160-170	0	693.7	100,100
180	0	0	0	0	0	0	0	0	170-180	0	693.7	100,100
DEG	LUMINOUS INTENSITY:cd									UNIT:lm		

C Range: 0 - 360DEG
C Interval: 30.0DEG
Test Speed: HIGH
Temperature:25.3DEG
Operators:
Test Date:18 September 2026

γ Range: 0 - 180DEG
γ Interval: 1.0DEG
Test System:EVERFINE GO-2000A_V1 SYSTEM V2.0.295
Humidity:65.0%
Test Distance:14.200m [K=1.0000]
Remarks:

CU AND LUMINAIRE BUDGETARY ESTIMATE DIAGRAM

Test:U:120.5V I:0.0547A P:6.163W PF:0.9353 Lamp Flux:693.682x1 lm		
NAME:	TYPE:	WEIGHT:
SPEC.:	DIM.:	SERIAL No.:
MFR.:	SUR.:	Shielding Angle:

ρcc	80%			70%			50%			30%			10%			0
ρw	50%	30%	10%	50%	30%	10%	50%	30%	10%	50%	30%	10%	50%	30%	10%	0
ρfc	20%			20%			20%			20%			20%			0
RCR	RCR:Room Cavity Ratio			Coefficients of Utilization(CU)												
0.0	1.19	1.19	1.19	1.16	1.16	1.16	1.11	1.11	1.11	1.06	1.06	1.06	1.02	1.02	1.02	.00
1.0	1.07	1.03	.00	1.04	1.01	.98	1.00	.98	.95	.96	.94	.92	.93	.91	.90	.88
2.0	.95	.89	.84	.93	.88	.83	.90	.85	.81	.86	.83	.79	.83	.80	.78	.76
3.0	.84	.77	.71	.83	.76	.71	.80	.74	.70	.77	.73	.68	.75	.71	.67	.65
4.0	.76	.68	.62	.74	.67	.61	.72	.65	.60	.70	.64	.60	.68	.63	.59	.57
5.0	.68	.60	.54	.67	.59	.53	.65	.58	.53	.63	.57	.52	.61	.56	.52	.50
6.0	.62	.53	.47	.61	.53	.47	.59	.52	.47	.57	.51	.46	.56	.50	.46	.44
7.0	.56	.48	.42	.55	.48	.42	.54	.47	.42	.52	.46	.41	.51	.45	.41	.39
8.0	.51	.43	.38	.51	.43	.38	.49	.42	.38	.48	.42	.37	.47	.41	.37	.35
9.0	.47	.40	.34	.47	.39	.34	.46	.39	.34	.45	.38	.34	.44	.38	.34	.32
10.0	.44	.36	.31	.43	.36	.31	.42	.36	.31	.41	.35	.31	.41	.35	.31	.29

LAMPS

LUMINAIRE BUDGETARY DIAGRAM

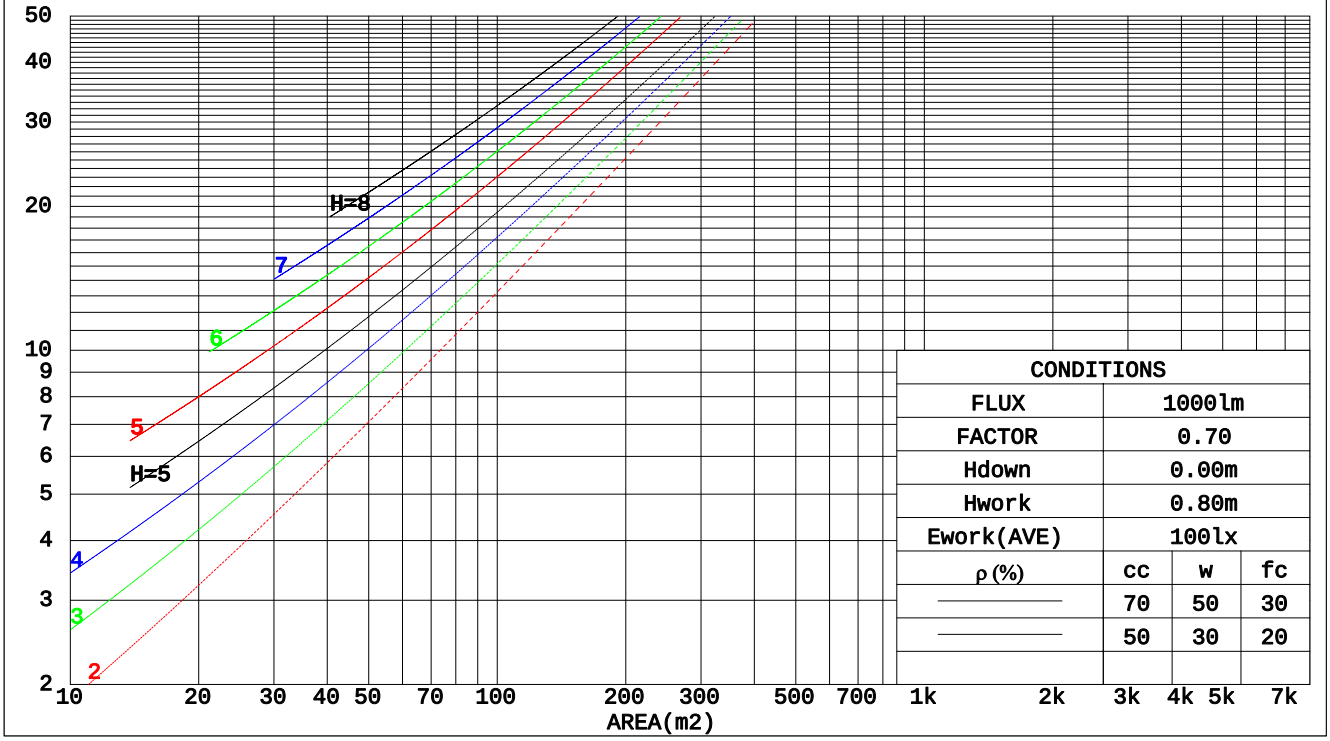

CONDITIONS			
FLUX	1000lm		
FACTOR	0.70		
Hdown	0.00m		
Hwork	0.80m		
Ework(AVE)	100lx		
ρ(%)	cc	w	fc
————	70	50	30
————	50	30	20

C Range: 0 - 360DEG
C Interval: 30.0DEG
Test Speed: HIGH
Temperature:25.3DEG
Operators:
Test Date:18 September 2026

γ Range: 0 - 180DEG
γ Interval: 1.0DEG
Test System:EVERFINE GO-2000A_V1 SYSTEM V2.0.295
Humidity:65.0%
Test Distance:14.200m [K=1.0000]
Remarks:

WEC AND CCEC

Test:U:120.5V I:0.0547A P:6.163W PF:0.9353 Lamp Flux:693.682x1 lm		
NAME:	TYPE:	WEIGHT:
SPEC.:	DIM.:	SERIAL No.:
MFR.:	SUR.:	Shielding Angle:

ρcc	80%			70%			50%			30%			10%			0
ρw	50%	30%	10%	50%	30%	10%	50%	30%	10%	50%	30%	10%	50%	30%	10%	0
ρfc	20%			20%			20%			20%			20%			0
RCR	RCR:Room Cavity Ratio						Wall Exitance Coeffcients(WEC)									
0.0																
1.0	.255	.145	.046	.248	.142	.045	.235	.135	.043	.224	.129	.041	.213	.123	.040	
2.0	.250	.137	.042	.244	.134	.041	.233	.129	.040	.222	.125	.039	.212	.120	.038	
3.0	.237	.126	.038	.232	.124	.037	.222	.120	.037	.213	.117	.036	.204	.113	.035	
4.0	.224	.116	.034	.219	.115	.034	.210	.111	.033	.202	.108	.033	.194	.106	.032	
5.0	.210	.107	.031	.206	.106	.031	.198	.103	.030	.191	.101	.030	.184	.098	.030	
6.0	.197	.099	.028	.193	.098	.028	.186	.096	.028	.180	.093	.027	.174	.091	.027	
7.0	.185	.092	.026	.182	.091	.026	.176	.089	.026	.170	.087	.025	.164	.085	.025	
8.0	.174	.085	.024	.171	.084	.024	.166	.083	.024	.161	.081	.023	.156	.080	.023	
9.0	.164	.080	.022	.162	.079	.022	.157	.077	.022	.152	.076	.022	.148	.075	.022	
10.0	.155	.075	.021	.153	.074	.021	.148	.073	.020	.144	.072	.020	.140	.071	.020	

ρcc	80%			70%			50%			30%			10%			0
ρw	50%	30%	10%	50%	30%	10%	50%	30%	10%	50%	30%	10%	50%	30%	10%	0
ρfc	20%			20%			20%			20%			20%			0
RCR	RCR:Room Cavity Ratio						Ceiling Cavity Exitance Coefficients(CCEC)									
0.0	.190	.190	.190	.163	.163	.163	.111	.111	.111	.064	.064	.064	.020	.020	.020	
1.0	.177	.157	.139	.151	.134	.119	.103	.092	.083	.059	.054	.048	.019	.017	.016	
2.0	.167	.132	.103	.143	.114	.089	.098	.079	.062	.056	.046	.036	.018	.015	.012	
3.0	.158	.114	.079	.136	.098	.068	.093	.068	.048	.054	.040	.028	.017	.013	.009	
4.0	.151	.100	.062	.129	.087	.054	.089	.060	.038	.051	.035	.022	.017	.012	.007	
5.0	.143	.090	.050	.123	.078	.044	.085	.054	.031	.049	.032	.018	.016	.010	.006	
6.0	.137	.081	.042	.117	.070	.036	.081	.049	.026	.047	.029	.015	.015	.009	.005	
7.0	.130	.074	.035	.112	.064	.031	.077	.045	.022	.045	.027	.013	.015	.009	.004	
8.0	.124	.068	.030	.107	.059	.026	.074	.042	.019	.043	.025	.011	.014	.008	.004	
9.0	.119	.064	.026	.102	.055	.023	.071	.039	.016	.041	.023	.010	.013	.008	.003	
10.0	.113	.059	.023	.098	.051	.020	.068	.036	.014	.040	.021	.009	.013	.007	.003	

C Range: 0 - 360DEG
C Interval: 30.0DEG
Test Speed: HIGH
Temperature:25.3DEG
Operators:
Test Date:18 September 2026

γ Range: 0 - 180DEG
γ Interval: 1.0DEG
Test System:EVERFINE GO-2000A_V1 SYSTEM V2.0.295
Humidity:65.0%
Test Distance:14.200m [K=1.0000]
Remarks:

UGR(Unified Glare Rating) Table

Test:U:120.5V I:0.0547A P:6.163W PF:0.9353 Lamp Flux:693.682x1 lm		
NAME:	TYPE:	WEIGHT:
SPEC.:	DIM.:	SERIAL No.:
MFR.:	SUR.:	Shielding Angle:

ceiling/cavity		0.7	0.7	0.5	0.5	0.3	0.7	0.7	0.5	0.5	0.3
walls		0.5	0.3	0.5	0.3	0.3	0.5	0.3	0.5	0.3	0.3
working plane		0.2	0.2	0.2	0.2	0.2	0.2	0.2	0.2	0.2	0.2
Room dimensions		Viewed crosswise					Viewed endwise				
x = 2H	y = 2H	26.1	27.5	26.4	27.7	27.9	26.5	27.9	26.8	28.1	28.3
	3H	26.6	27.9	26.9	28.1	28.3	27.1	28.4	27.4	28.6	28.9
	4H	26.6	27.8	26.9	28.0	28.3	27.2	28.4	27.5	28.6	28.9
	6H	26.5	27.6	26.8	27.9	28.2	27.1	28.3	27.5	28.5	28.8
	8H	26.5	27.6	26.8	27.8	28.1	27.1	28.2	27.4	28.5	28.7
	12H	26.4	27.5	26.8	27.7	28.0	27.0	28.1	27.4	28.4	28.7
4H	2H	26.4	27.6	26.7	27.9	28.1	26.7	28.0	27.1	28.2	28.4
	3H	26.9	28.0	27.3	28.3	28.6	27.4	28.5	27.8	28.7	29.0
	4H	27.0	27.9	27.3	28.2	28.5	27.5	28.4	27.9	28.8	29.1
	6H	26.9	27.8	27.3	28.1	28.5	27.5	28.3	27.9	28.6	29.0
	8H	26.9	27.7	27.3	28.0	28.4	27.4	28.2	27.9	28.6	29.0
	12H	26.8	27.5	27.3	27.9	28.3	27.4	28.1	27.8	28.5	28.9
8H	4H	26.9	27.7	27.3	28.0	28.4	27.4	28.2	27.8	28.6	28.9
	6H	26.9	27.5	27.3	27.9	28.3	27.4	28.0	27.9	28.4	28.9
	8H	26.8	27.4	27.3	27.8	28.3	27.4	27.9	27.8	28.4	28.8
	12H	26.8	27.3	27.3	27.7	28.2	27.4	27.8	27.8	28.3	28.7
12H	4H	26.9	27.6	27.3	27.9	28.3	27.4	28.1	27.8	28.5	28.9
	6H	26.8	27.4	27.3	27.8	28.3	27.4	27.9	27.8	28.4	28.8
	8H	26.8	27.3	27.3	27.7	28.2	27.4	27.8	27.8	28.3	28.7

Variations with the observer position at spacings:		
S = 1.0H	+ 0.5 / - 0.6	+ 0.4 / - 0.5
1.5H	+ 0.3 / - 0.5	+ 0.3 / - 0.4
2.0H	+ 0.9 / - 1.2	+ 1.0 / - 1.3

CIE Pub.117 Corrected 693.7 lm Total Lamp Luminous Flux.(8log(F/F0) = -1.3)

C Range: 0 - 360DEG
C Interval: 30.0DEG
Test Speed: HIGH
Temperature:25.3DEG
Operators:
Test Date:18 September 2026

γ Range: 0 - 180DEG
γ Interval: 1.0DEG
Test System:EVERFINE GO-2000A_V1 SYSTEM V2.0.295
Humidity:65.0%
Test Distance:14.200m [K=1.0000]
Remarks:

UTILIZATION FACTORS TABLE

Test:U:120.5V I:0.0547A P:6.163W PF:0.9353 Lamp Flux:693.682x1 lm		
NAME:	TYPE:	WEIGHT:
SPEC.:	DIM.:	SERIAL No.:
MFR.:	SUR.:	Shielding Angle:

REFLECTANCE										
Ceiling	0.8	0.8	0.8	0.7	0.7	0.7	0.5	0.5	0.5	0
Walls	0.7	0.5	0.3	0.7	0.5	0.3	0.7	0.5	0.3	0
Working plane	0.2	0.2	0.2	0.2	0.2	0.2	0.2	0.2	0.2	0
ROOM INDEX	UTILIZATION FACTORS(PERCENT) k(RI) x RCR = 5									
k = 0.60	63	52	45	62	52	45	61	51	45	39
0.80	73	62	56	72	62	56	70	61	55	49
1.00	82	72	65	80	71	65	78	72	65	58
1.25	88	79	73	87	79	73	85	77	72	66
1.50	93	85	79	92	84	78	89	82	77	70
2.00	99	92	87	98	91	86	94	89	84	77
2.50	103	96	91	101	95	90	97	92	88	81
3.00	105	100	95	103	98	94	100	95	92	84
4.00	109	104	100	107	102	99	103	99	96	88
5.00	111	107	103	108	105	102	104	101	99	90
ROOM INDEX	UF(total)									Direct
According to DIN EN 13032-2 2004				Suspended					SHRNOM = 1.25	

C Range: 0 - 360DEG
C Interval: 30.0DEG
Test Speed: HIGH
Temperature:25.3DEG
Operators:
Test Date:18 September 2026

γ Range: 0 - 180DEG
γ Interval: 1.0DEG
Test System:EVERFINE GO-2000A_V1 SYSTEM V2.0.295
Humidity:65.0%
Test Distance:14.200m [K=1.0000]
Remarks:

ISOCANDELA DIAGRAM

Test:U:120.5V I:0.0547A P:6.163W PF:0.9353 Lamp Flux:693.682x1 lm		
NAME:	TYPE:	WEIGHT:
SPEC.:	DIM.:	SERIAL No.:
MFR.:	SUR.:	Shielding Angle:

Conical surface Flux(90deg):
445.97 lm
%lum = 64.3%
%lamp = 64.3%

Conical surface Flux(120deg):
617.57 lm
%lum = 89.0%
%lamp = 89.0%

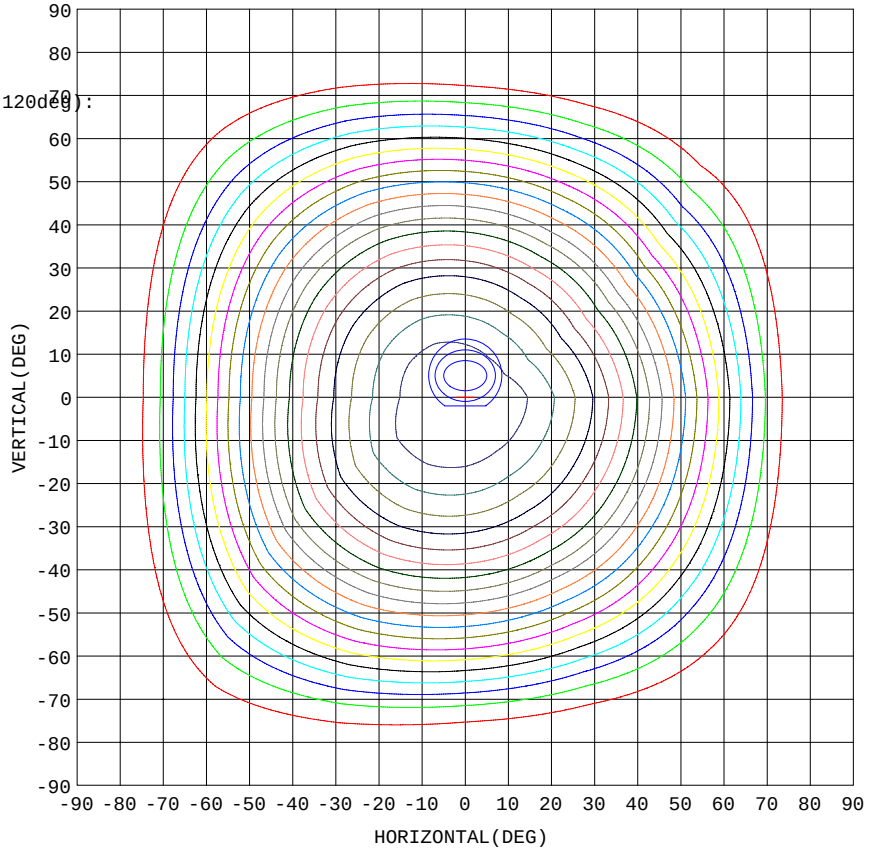

5% 15.54
10% 31.07
15% 46.61
20% 62.15
25% 77.68
30% 93.22
35% 108.8
40% 124.3
45% 139.8
50% 155.4
55% 170.9
60% 186.4
65% 202.0
70% 217.5
75% 233.0
80% 248.6
85% 264.1
90% 279.7
95% 295.2

1. AVG=305.2,MIN=299.8
2. AVG=304.5,MIN=295.9
3. AVG=303.4,MIN=291.3

Imax:310.7(H0.0,V0.0)
(At:C=0.0,Gamma=0.0)
UNIT: cd

C Range: 0 - 360DEG
C Interval: 30.0DEG
Test Speed: HIGH
Temperature:25.3DEG
Operators:
Test Date:18 September 2026

γ Range: 0 - 180DEG
γ Interval: 1.0DEG
Test System:EVERFINE GO-2000A_V1 SYSTEM V2.0.295
Humidity:65.0%
Test Distance:14.200m [K=1.0000]
Remarks:

AAI Figure

Test:U:120.5V I:0.0547A P:6.163W PF:0.9353 Lamp Flux:693.682x1 lm		
NAME:	TYPE:	WEIGHT:
SPEC.:	DIM.:	SERIAL No.:
MFR.:	SUR.:	Shielding Angle:

Flux out:499.0 lm

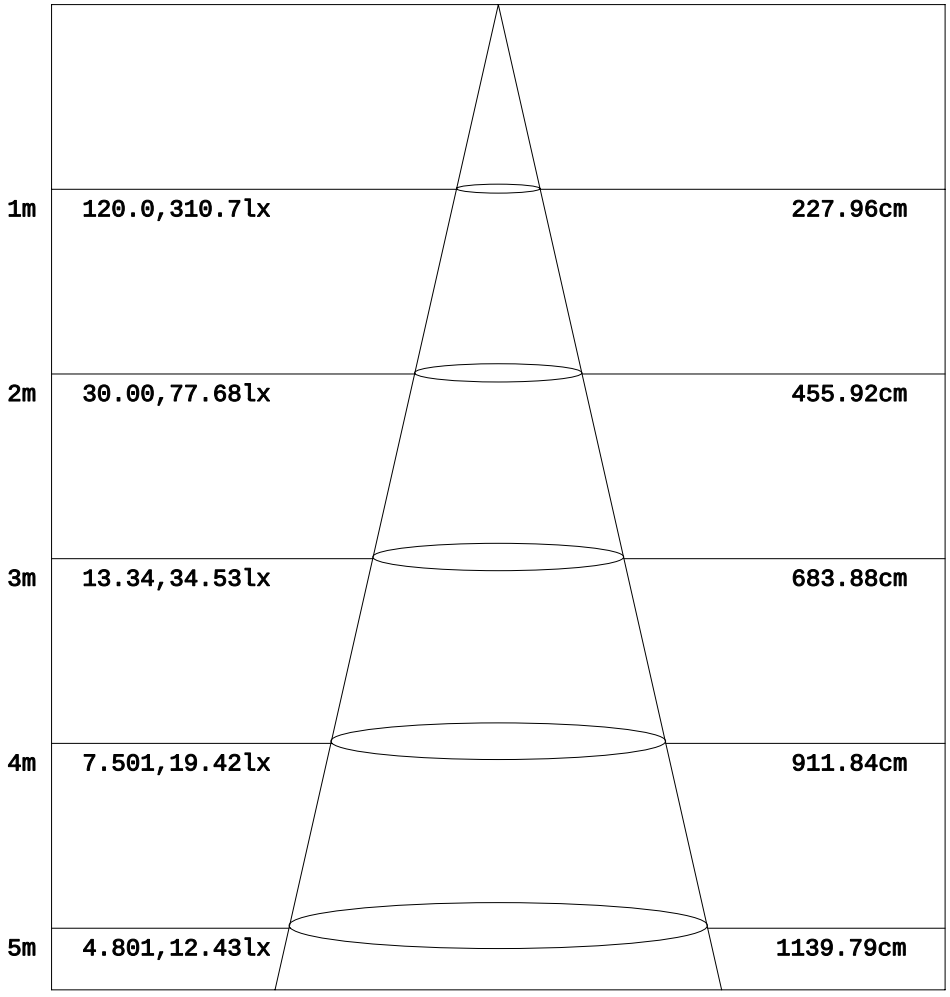

Note:The Curves indicate the illuminated area and the average illumination when the luminaire is at different distance.

C Range: 0 - 360DEG
C Interval: 30.0DEG
Test Speed: HIGH
Temperature:25.3DEG
Operators:
Test Date:18 September 2026

γ Range: 0 - 180DEG
γ Interval: 1.0DEG
Test System:EVERFINE GO-2000A_V1 SYSTEM V2.0.295
Humidity:65.0%
Test Distance:14.200m [K=1.0000]
Remarks:

ISOLUX DIAGRAM

Test:U:120.5V I:0.0547A P:6.163W PF:0.9353 Lamp Flux:693.682x1 lm		
NAME:	TYPE:	WEIGHT:
SPEC.:	DIM.:	SERIAL No.:
MFR.:	SUR.:	Shielding Angle:

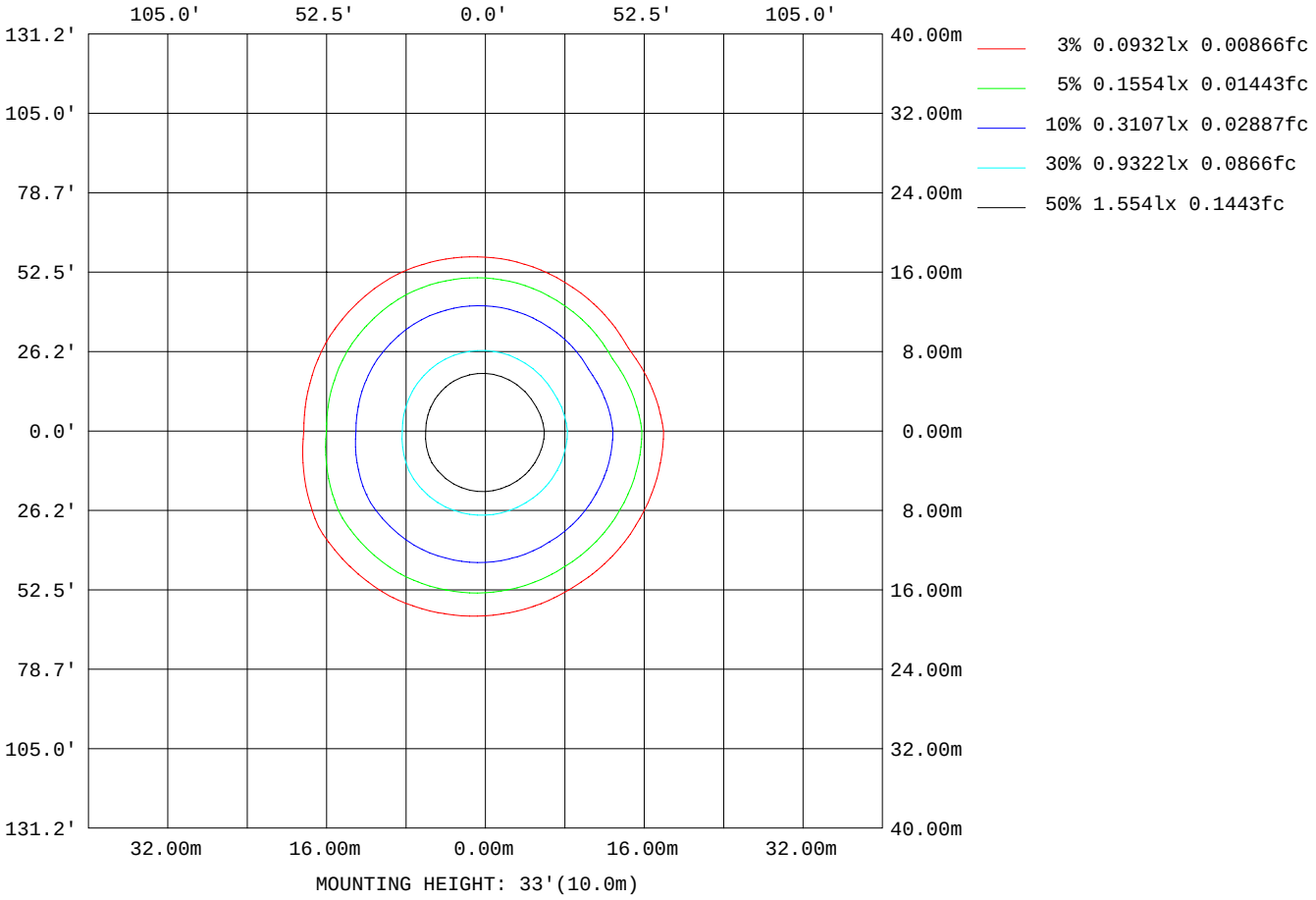

C Range: 0 - 360DEG
C Interval: 30.0DEG
Test Speed: HIGH
Temperature:25.3DEG
Operators:
Test Date:18 September 2026

γ Range: 0 - 180DEG
γ Interval: 1.0DEG
Test System:EVERFINE GO-2000A_V1 SYSTEM V2.0.295
Humidity:65.0%
Test Distance:14.200m [K=1.0000]
Remarks:

LED Avg.L Report

Test:U:120.5V I:0.0547A P:6.163W PF:0.9353 Lamp Flux:693.682x1 lm		
NAME:	TYPE:	WEIGHT:
SPEC.:	DIM.:	SERIAL No.:
MFR.:	SUR.:	Shielding Angle:

AvgL	cd/m2
L_0~180(65)av	34851
L_0~180(75)av	12570
L_0~180(85)av	1
L_90~270(65)av	34334
L_90~270(75)av	12382
L_90~270(85)av	643
L_45(65)av	34887
L_45(75)av	13979
L_45(85)av	2473

Standard: GB/T 29293-2012

C Range: 0 - 360DEG
C Interval: 30.0DEG
Test Speed: HIGH
Temperature:25.3DEG
Operators:
Test Date:18 September 2026

γ Range: 0 - 180DEG
γ Interval: 1.0DEG
Test System:EVERFINE GO-2000A_V1 SYSTEM V2.0.295
Humidity:65.0%
Test Distance:14.200m [K=1.0000]
Remarks:

Planar Illuminance Curve

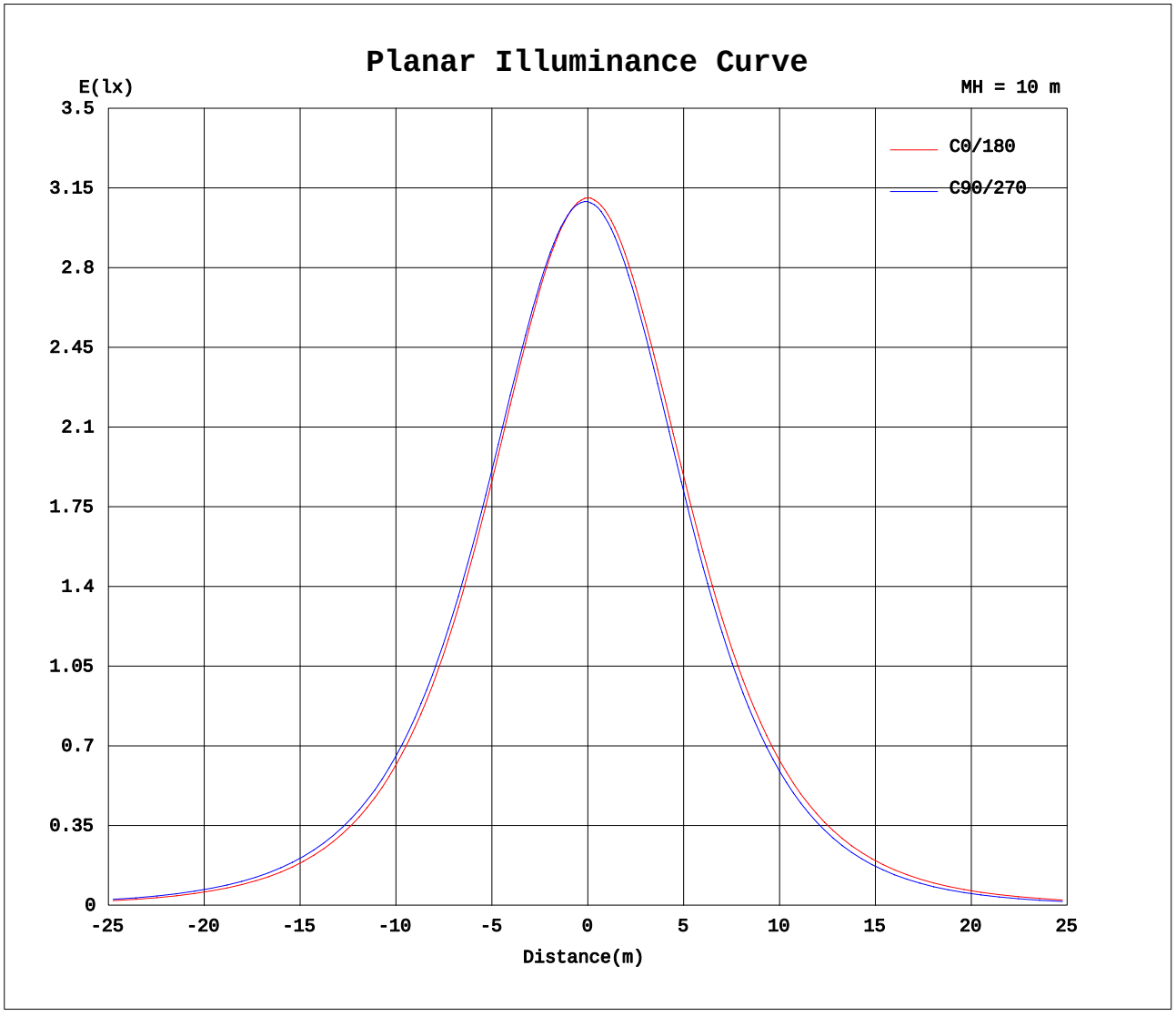

C Range: 0 - 360DEG
C Interval: 30.0DEG
Test Speed: HIGH
Temperature:25.3DEG
Operators:
Test Date:18 September 2026

γ Range: 0 - 180DEG
γ Interval: 1.0DEG
Test System:EVERFINE GO-2000A_V1 SYSTEM V2.0.295
Humidity:65.0%
Test Distance:14.200m [K=1.0000]
Remarks:

LUMINOUS DISTRIBUTION INTENSITY DATA

Test:U:120.5V I:0.0547A P:6.163W PF:0.9353 Lamp Flux:693.682x1 lm		
NAME:	TYPE:	WEIGHT:
SPEC.:	DIM.:	SERIAL No.:
MFR.:	SUR.:	Shielding Angle:

Table--1 UNIT: cd

γ (DEG) \ C(DEG)	0	30	60	90	120	150	180	210	240	270	300	330
0	311	310	310	309	309	309	311	310	310	309	309	309
5	309	308	308	309	309	310	309	309	308	306	304	304
10	303	302	303	304	306	307	304	304	302	299	296	296
15	294	293	294	297	300	301	296	296	293	289	285	285
20	282	281	282	286	290	292	284	284	282	276	271	270
25	266	265	267	272	277	279	269	269	266	260	253	252
30	247	246	248	254	261	263	250	251	248	240	233	231
35	225	225	226	234	242	244	229	230	226	218	210	208
40	201	200	202	211	219	222	206	207	203	193	184	182
45	174	174	176	185	195	198	180	181	177	167	157	153
50	146	145	148	158	168	171	152	153	149	138	128	123
55	117	116	118	129	140	143	123	124	120	108	97.8	92.1
60	86.0	84.9	87.6	98.6	110	113	92.4	93.8	89.2	77.8	67.5	62.0
65	55.8	54.8	57.2	67.7	79.4	82.8	62.1	63.6	59.1	48.3	39.1	35.3
70	29.1	28.2	30.0	38.7	49.6	52.9	34.4	35.8	32.0	23.5	17.2	15.3
75	11.6	11.1	11.8	16.5	24.2	26.9	14.5	15.3	13.2	9.12	6.52	5.42
80	4.19	3.90	4.13	6.16	9.18	10.6	5.32	5.67	4.78	2.65	0.47	0.42
85	0.00	0.00	0.00	0.45	2.53	3.49	0.00	0.16	0.00	0.00	0.00	0.00
90	0.00	0.00	0.00	0.00	0.00	0.00	0.00	0.00	0.00	0.00	0.00	0.00
95	0.00	0.00	0.00	0.00	0.00	0.00	0.00	0.00	0.00	0.00	0.00	0.00
100	0.00	0.00	0.00	0.00	0.00	0.00	0.00	0.00	0.00	0.00	0.00	0.00
105	0.00	0.00	0.00	0.00	0.00	0.00	0.00	0.00	0.00	0.00	0.00	0.00
110	0.00	0.00	0.00	0.00	0.00	0.00	0.00	0.00	0.00	0.00	0.00	0.00
115	0.00	0.00	0.00	0.00	0.00	0.00	0.00	0.00	0.00	0.00	0.00	0.00
120	0.00	0.00	0.00	0.00	0.00	0.00	0.00	0.00	0.00	0.00	0.00	0.00
125	0.00	0.00	0.00	0.00	0.00	0.00	0.00	0.00	0.00	0.00	0.00	0.00
130	0.00	0.00	0.00	0.00	0.00	0.00	0.00	0.00	0.00	0.00	0.00	0.00
135	0.00	0.00	0.00	0.00	0.00	0.00	0.00	0.00	0.00	0.00	0.00	0.00
140	0.00	0.00	0.00	0.00	0.00	0.00	0.00	0.00	0.00	0.00	0.00	0.00
145	0.00	0.00	0.00	0.00	0.00	0.00	0.00	0.00	0.00	0.00	0.00	0.00
150	0.00	0.00	0.00	0.00	0.00	0.00	0.00	0.00	0.00	0.00	0.00	0.00
155	0.00	0.00	0.00	0.00	0.00	0.00	0.00	0.00	0.00	0.00	0.00	0.00
160	0.00	0.00	0.00	0.00	0.00	0.00	0.00	0.00	0.00	0.00	0.00	0.00
165	0.00	0.00	0.00	0.00	0.00	0.00	0.00	0.00	0.00	0.00	0.00	0.00
170	0.00	0.00	0.00	0.00	0.00	0.00	0.00	0.00	0.00	0.00	0.00	0.00
175	0.00	0.00	0.00	0.00	0.00	0.00	0.00	0.00	0.00	0.00	0.00	0.00
180	0.00	0.00	0.00	0.00	0.00	0.00	0.00	0.00	0.00	0.00	0.00	0.00

C Range: 0 - 360DEG
C Interval: 30.0DEG
Test Speed: HIGH
Temperature:25.3DEG
Operators:
Test Date:18 September 2026

γ Range: 0 - 180DEG
γ Interval: 1.0DEG
Test System:EVERFINE GO-2000A_V1 SYSTEM V2.0.295
Humidity:65.0%
Test Distance:14.200m [K=1.0000]
Remarks: