LUMINAIRE PHOTOMETRIC TEST REPORT

Test:U:120.5V I:0.0541A P:6.092W PF:0.9344 Lamp Flux:713.74x1 lm		
NAME:	TYPE:	WEIGHT:
SPEC.:	DIM.:	SERIAL No.:
MFR.:	SUR.:	Shielding Angle:

DATA OF LAMP		PHOTOMETRIC DATA Eff: 117.15 lm/W			
MODEL	PT-CDL-SD-L-12-DD-5C3P-4-6w-3000k	Imax(cd)	319.5	S/MH(C0/180)	1.23
NOMINAL POWER(W)	6	LOR(%)	100.0	S/MH(C90/270)	1.15
RATED VOLTAGE(V)	120	TOTAL FLUX(lm)	713.74	η UP,DN(C0-180)	0.0,52.4
NOMINAL FLUX(lm)	713.74	CIE CLASS	DIRECT	η UP,DN(C180-360)	0.0,47.6
LAMPS INSIDE	1	η up(%)	0.0	CIBSE SHR NOM	1.25
TEST VOLTAGE(V)	120	η down(%)	100.0	CIBSE SHR MAX	1.30

LUMINOUS INTENSITY DISTRIBUTION DIAGRAM

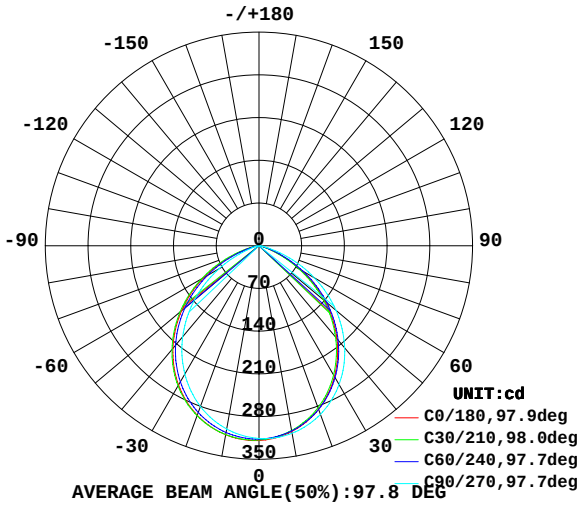

AVERAGE BEAM ANGLE(50%):97.8 DEG

C0 PLANE ISOLUX DIAGRAM (UNIT:lx)

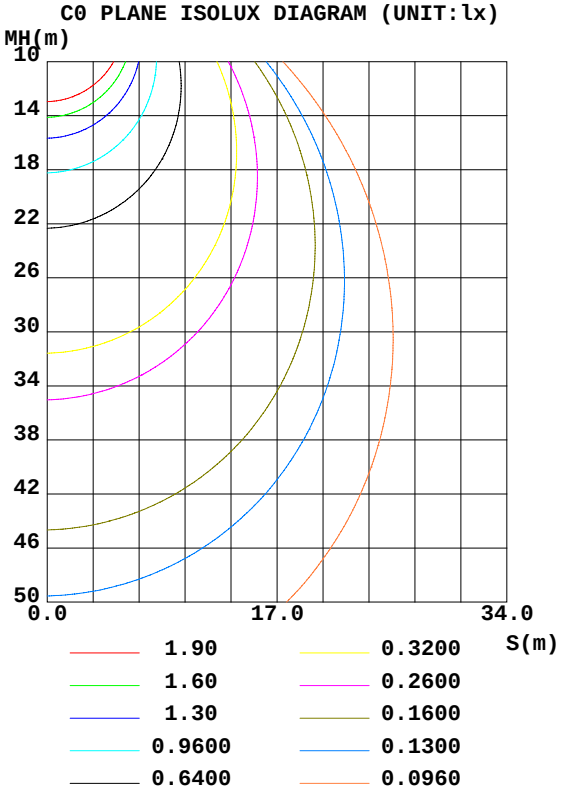

C Range: 0 - 360DEG
C Interval: 30.0DEG
Test Speed: HIGH
Temperature:25.3DEG
Operators:
Test Date:18 September 2026

γ Range: 0 - 180DEG
γ Interval: 1.0DEG
Test System:EVERFINE GO-2000A_V1 SYSTEM V2.0.295
Humidity:65.0%
Test Distance:14.200m [K=1.0000]
Remarks:

ZONAL FLUX DIAGRAM

ZONAL FLUX DIAGRAM:

γ	C0	C45	C90	C135	C180	C225	C270	C315	γ	Φ zone	Φ total	%lum,lamp
10	309.1	307.8	312.0	317.1	314.6	312.6	305.0	300.0	0- 10	29.90	29.90	4.19,4.19
20	285.0	284.1	294.1	304.0	295.8	293.7	280.4	270.4	10- 20	84.74	114.6	16.1,16.1
30	247.4	246.9	262.5	277.0	263.6	261.4	243.0	228.2	20- 30	125.4	240.0	33.6,33.6
40	198.6	198.3	218.5	237.2	219.5	217.3	194.6	175.1	30- 40	144.7	384.7	53.9,53.9
50	141.3	141.4	164.9	186.7	165.5	163.5	137.7	114.8	40- 50	138.9	523.7	73.4,73.4
60	78.92	79.11	104.3	128.2	104.9	103.2	75.72	53.60	50- 60	108.6	632.3	88.6,88.6
70	23.28	23.35	42.74	65.70	43.82	42.75	21.58	10.88	60- 70	60.78	693.1	97.1,97.1
80	2.587	2.486	7.248	15.72	7.628	7.511	2.198	0	70- 80	18.55	711.6	99.7,99.7
90	0	0	0	0.3593	0	0	0	0	80- 90	2.121	713.7	100,100
100	0	0	0	0	0	0	0	0	90-100	0.0033	713.7	100,100
110	0	0	0	0	0	0	0	0	100-110	0	713.7	100,100
120	0	0	0	0	0	0	0	0	110-120	0	713.7	100,100
130	0	0	0	0	0	0	0	0	120-130	0	713.7	100,100
140	0	0	0	0	0	0	0	0	130-140	0	713.7	100,100
150	0	0	0	0	0	0	0	0	140-150	0	713.7	100,100
160	0	0	0	0	0	0	0	0	150-160	0	713.7	100,100
170	0	0	0	0	0	0	0	0	160-170	0	713.7	100,100
180	0	0	0	0	0	0	0	0	170-180	0	713.7	100,100
DEG	LUMINOUS INTENSITY:cd									UNIT:lm		

C Range: 0 - 360DEG
C Interval: 30.0DEG
Test Speed: HIGH
Temperature:25.3DEG
Operators:
Test Date:18 September 2026

γ Range: 0 - 180DEG
γ Interval: 1.0DEG
Test System:EVERFINE GO-2000A_V1 SYSTEM V2.0.295
Humidity:65.0%
Test Distance:14.200m [K=1.0000]
Remarks:

CU AND LUMINAIRE BUDGETARY ESTIMATE DIAGRAM

Test:U:120.5V I:0.0541A P:6.092W PF:0.9344 Lamp Flux:713.74x1 lm		
NAME:	TYPE:	WEIGHT:
SPEC.:	DIM.:	SERIAL No.:
MFR.:	SUR.:	Shielding Angle:

ρcc	80%			70%			50%			30%			10%			0
ρw	50%	30%	10%	50%	30%	10%	50%	30%	10%	50%	30%	10%	50%	30%	10%	0
ρfc	20%			20%			20%			20%			20%			0
RCR	RCR:Room Cavity Ratio			Coefficients of Utilization(CU)												
0.0	1.19	1.19	1.19	1.16	1.16	1.16	1.11	1.11	1.11	1.06	1.06	1.06	1.02	1.02	1.02	.00
1.0	1.07	1.03	.00	1.04	1.01	.98	1.00	.98	.95	.96	.94	.92	.93	.91	.89	.88
2.0	.95	.89	.84	.93	.87	.83	.89	.85	.81	.86	.82	.79	.83	.80	.77	.75
3.0	.84	.77	.71	.83	.76	.71	.80	.74	.69	.77	.72	.68	.75	.71	.67	.65
4.0	.75	.67	.61	.74	.67	.61	.72	.65	.60	.69	.64	.59	.67	.63	.59	.57
5.0	.68	.60	.53	.67	.59	.53	.65	.58	.53	.63	.57	.52	.61	.56	.52	.50
6.0	.61	.53	.47	.61	.53	.47	.59	.52	.47	.57	.51	.46	.56	.50	.46	.44
7.0	.56	.48	.42	.55	.47	.42	.54	.47	.42	.52	.46	.41	.51	.45	.41	.39
8.0	.51	.43	.38	.51	.43	.38	.49	.42	.37	.48	.42	.37	.47	.41	.37	.35
9.0	.47	.39	.34	.47	.39	.34	.45	.39	.34	.44	.38	.34	.43	.38	.34	.32
10.0	.44	.36	.31	.43	.36	.31	.42	.35	.31	.41	.35	.31	.40	.35	.31	.29

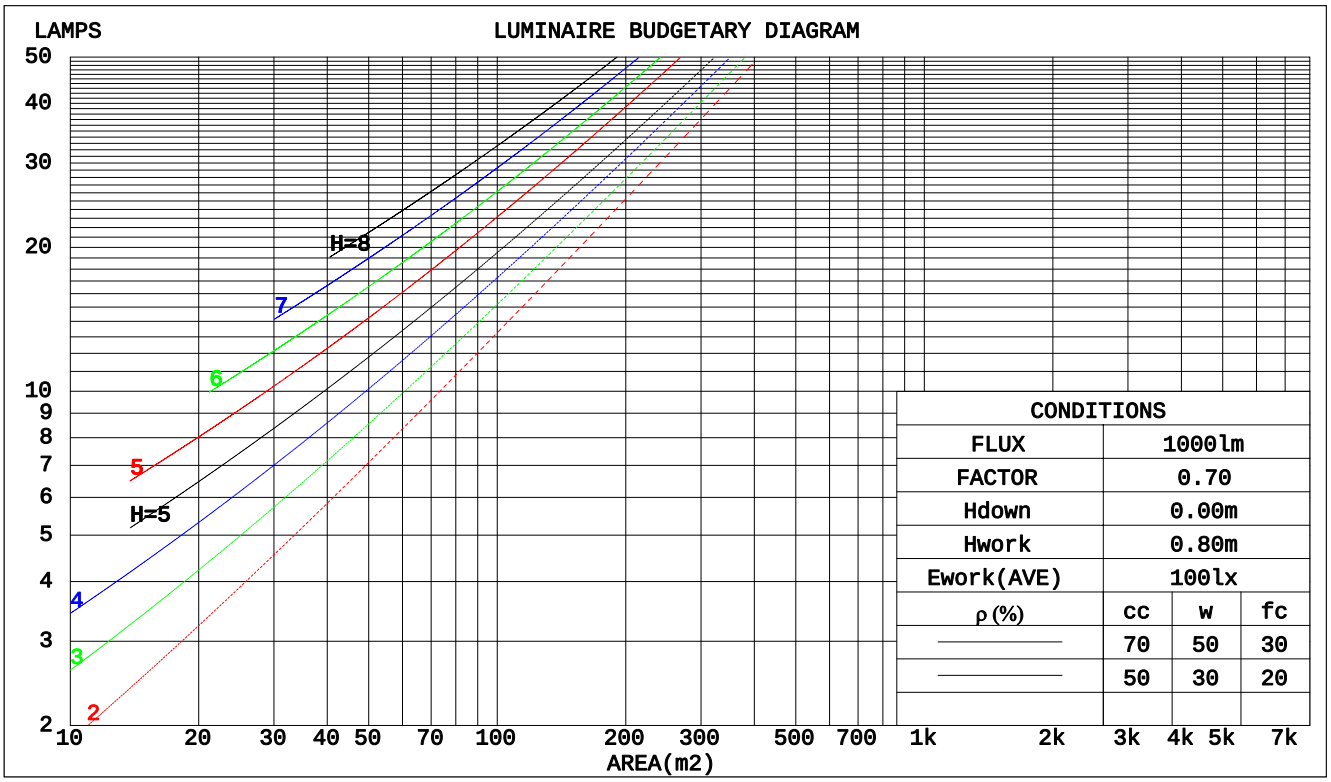

C Range: 0 - 360DEG
C Interval: 30.0DEG
Test Speed: HIGH
Temperature:25.3DEG
Operators:
Test Date:18 September 2026

γ Range: 0 - 180DEG
γ Interval: 1.0DEG
Test System:EVERFINE GO-2000A_V1 SYSTEM V2.0.295
Humidity:65.0%
Test Distance:14.200m [K=1.0000]
Remarks:

WEC AND CCEC

Test:U:120.5V I:0.0541A P:6.092W PF:0.9344 Lamp Flux:713.74x1 lm		
NAME:	TYPE:	WEIGHT:
SPEC.:	DIM.:	SERIAL No.:
MFR.:	SUR.:	Shielding Angle:

ρcc	80%			70%			50%			30%			10%			0
ρw	50%	30%	10%	50%	30%	10%	50%	30%	10%	50%	30%	10%	50%	30%	10%	0
ρfc	20%			20%			20%			20%			20%			0
RCR	RCR:Room Cavity Ratio						Wall Exitance Coeffcients(WEC)									
0.0																
1.0	.258	.147	.046	.251	.143	.045	.238	.137	.044	.226	.130	.042	.215	.125	.040	
2.0	.252	.138	.042	.246	.135	.042	.234	.130	.040	.224	.126	.039	.214	.121	.038	
3.0	.239	.127	.038	.233	.125	.038	.223	.121	.037	.214	.117	.036	.206	.114	.035	
4.0	.225	.117	.034	.220	.115	.034	.211	.112	.033	.203	.109	.033	.195	.106	.032	
5.0	.211	.107	.031	.206	.106	.031	.199	.103	.030	.191	.101	.030	.185	.099	.030	
6.0	.198	.099	.028	.194	.098	.028	.187	.096	.028	.180	.094	.028	.174	.092	.027	
7.0	.186	.092	.026	.182	.091	.026	.176	.089	.026	.170	.087	.025	.165	.086	.025	
8.0	.175	.085	.024	.172	.085	.024	.166	.083	.024	.161	.081	.024	.156	.080	.023	
9.0	.165	.080	.022	.162	.079	.022	.157	.078	.022	.152	.076	.022	.148	.075	.022	
10.0	.156	.075	.021	.153	.074	.021	.149	.073	.021	.144	.072	.020	.140	.071	.020	

ρcc	80%			70%			50%			30%			10%			0
ρw	50%	30%	10%	50%	30%	10%	50%	30%	10%	50%	30%	10%	50%	30%	10%	0
ρfc	20%			20%			20%			20%			20%			0
RCR	RCR:Room Cavity Ratio						Ceiling Cavity Exitance Coefficients(CCEC)									
0.0	.190	.190	.190	.163	.163	.163	.111	.111	.111	.064	.064	.064	.020	.020	.020	
1.0	.177	.157	.138	.151	.134	.119	.103	.092	.082	.060	.054	.048	.019	.017	.015	
2.0	.167	.132	.103	.143	.114	.089	.098	.079	.062	.056	.046	.036	.018	.015	.012	
3.0	.158	.114	.079	.136	.098	.068	.093	.068	.048	.054	.040	.028	.017	.013	.009	
4.0	.151	.100	.062	.129	.087	.054	.089	.060	.038	.051	.035	.022	.017	.012	.007	
5.0	.144	.090	.050	.123	.078	.044	.085	.054	.031	.049	.032	.018	.016	.010	.006	
6.0	.137	.081	.041	.118	.070	.036	.081	.049	.026	.047	.029	.015	.015	.009	.005	
7.0	.130	.074	.035	.112	.064	.031	.078	.045	.022	.045	.027	.013	.015	.009	.004	
8.0	.124	.069	.030	.107	.059	.026	.074	.042	.019	.043	.025	.011	.014	.008	.004	
9.0	.119	.064	.026	.102	.055	.023	.071	.039	.016	.041	.023	.010	.013	.008	.003	
10.0	.113	.059	.023	.098	.051	.020	.068	.036	.014	.040	.021	.009	.013	.007	.003	

C Range: 0 - 360DEG
C Interval: 30.0DEG
Test Speed: HIGH
Temperature:25.3DEG
Operators:
Test Date:18 September 2026

γ Range: 0 - 180DEG
γ Interval: 1.0DEG
Test System:EVERFINE GO-2000A_V1 SYSTEM V2.0.295
Humidity:65.0%
Test Distance:14.200m [K=1.0000]
Remarks:

UGR(Unified Glare Rating) Table

Test:U:120.5V I:0.0541A P:6.092W PF:0.9344 Lamp Flux:713.74x1 lm		
NAME:	TYPE:	WEIGHT:
SPEC.:	DIM.:	SERIAL No.:
MFR.:	SUR.:	Shielding Angle:

ceiling/cavity		0.7	0.7	0.5	0.5	0.3	0.7	0.7	0.5	0.5	0.3
walls		0.5	0.3	0.5	0.3	0.3	0.5	0.3	0.5	0.3	0.3
working plane		0.2	0.2	0.2	0.2	0.2	0.2	0.2	0.2	0.2	0.2
Room dimensions		Viewed crosswise					Viewed endwise				
x = 2H	y = 2H	25.6	27.0	25.8	27.2	27.4	26.4	27.8	26.7	28.0	28.2
	3H	25.9	27.2	26.2	27.4	27.6	27.1	28.4	27.4	28.6	28.8
	4H	25.8	27.1	26.2	27.3	27.5	27.2	28.4	27.5	28.6	28.9
	6H	25.8	26.9	26.1	27.2	27.4	27.1	28.3	27.5	28.5	28.8
	8H	25.7	26.8	26.1	27.1	27.4	27.1	28.2	27.4	28.5	28.7
	12H	25.7	26.7	26.0	27.0	27.3	27.0	28.1	27.4	28.4	28.7
4H	2H	25.8	27.0	26.1	27.3	27.5	26.6	27.8	26.9	28.0	28.3
	3H	26.2	27.2	26.5	27.5	27.8	27.3	28.3	27.6	28.6	28.9
	4H	26.2	27.1	26.5	27.4	27.7	27.4	28.3	27.7	28.6	28.9
	6H	26.1	26.9	26.5	27.3	27.6	27.3	28.2	27.7	28.5	28.9
	8H	26.0	26.8	26.5	27.2	27.6	27.3	28.1	27.7	28.5	28.8
	12H	26.0	26.7	26.4	27.1	27.5	27.3	28.0	27.7	28.4	28.8
8H	4H	26.1	26.9	26.5	27.2	27.6	27.3	28.0	27.7	28.4	28.8
	6H	26.0	26.7	26.5	27.1	27.5	27.3	27.9	27.7	28.3	28.7
	8H	26.0	26.6	26.4	27.0	27.4	27.2	27.8	27.7	28.2	28.7
	12H	26.0	26.4	26.4	26.9	27.3	27.2	27.7	27.7	28.1	28.6
12H	4H	26.0	26.7	26.5	27.1	27.5	27.2	27.9	27.6	28.3	28.7
	6H	26.0	26.6	26.5	27.0	27.4	27.2	27.8	27.7	28.2	28.6
	8H	26.0	26.4	26.4	26.9	27.4	27.2	27.7	27.7	28.1	28.6

Variations with the observer position at spacings:		
S = 1.0H	+ 0.6 / - 0.8	+ 0.4 / - 0.4
1.5H	+ 0.3 / - 0.5	+ 0.4 / - 0.6
2.0H	+ 1.1 / - 1.8	+ 1.1 / - 1.7

CIE Pub.117 Corrected 713.7 lm Total Lamp Luminous Flux.(8log(F/F0) = -1.2)

C Range: 0 - 360DEG
C Interval: 30.0DEG
Test Speed: HIGH
Temperature:25.3DEG
Operators:
Test Date:18 September 2026

γ Range: 0 - 180DEG
γ Interval: 1.0DEG
Test System:EVERFINE GO-2000A_V1 SYSTEM V2.0.295
Humidity:65.0%
Test Distance:14.200m [K=1.0000]
Remarks:

UTILIZATION FACTORS TABLE

Test:U:120.5V I:0.0541A P:6.092W PF:0.9344 Lamp Flux:713.74x1 lm		
NAME:	TYPE:	WEIGHT:
SPEC.:	DIM.:	SERIAL No.:
MFR.:	SUR.:	Shielding Angle:

REFLECTANCE										
Ceiling	0.8	0.8	0.8	0.7	0.7	0.7	0.5	0.5	0.5	0
Walls	0.7	0.5	0.3	0.7	0.5	0.3	0.7	0.5	0.3	0
Working plane	0.2	0.2	0.2	0.2	0.2	0.2	0.2	0.2	0.2	0
ROOM INDEX	UTILIZATION FACTORS(PERCENT) k(RI) x RCR = 5									
k = 0.60	62	52	45	62	51	45	61	51	45	39
0.80	73	62	56	72	62	55	70	61	55	49
1.00	81	72	65	80	71	65	78	72	64	58
1.25	88	79	73	87	78	73	84	77	72	65
1.50	93	84	78	91	84	78	89	82	77	70
2.00	99	92	86	97	91	86	94	89	84	77
2.50	102	96	91	101	95	90	97	92	88	80
3.00	105	100	95	103	98	94	99	95	92	84
4.00	109	104	100	106	102	99	102	99	96	88
5.00	111	107	103	108	105	102	104	101	99	90
ROOM INDEX	UF(total)									Direct
According to DIN EN 13032-2 2004				Suspended					SHRNOM = 1.25	

C Range: 0 - 360DEG
C Interval: 30.0DEG
Test Speed: HIGH
Temperature:25.3DEG
Operators:
Test Date:18 September 2026

γ Range: 0 - 180DEG
γ Interval: 1.0DEG
Test System:EVERFINE GO-2000A_V1 SYSTEM V2.0.295
Humidity:65.0%
Test Distance:14.200m [K=1.0000]
Remarks:

ISOCANDELA DIAGRAM

Test:U:120.5V I:0.0541A P:6.092W PF:0.9344 Lamp Flux:713.74x1 lm		
NAME:	TYPE:	WEIGHT:
SPEC.:	DIM.:	SERIAL No.:
MFR.:	SUR.:	Shielding Angle:

Conical surface Flux(90deg):
456.52 lm
%lum = 64.0%
%lamp = 64.0%

Conical surface Flux(120deg):
632.29 lm
%lum = 88.6%
%lamp = 88.6%

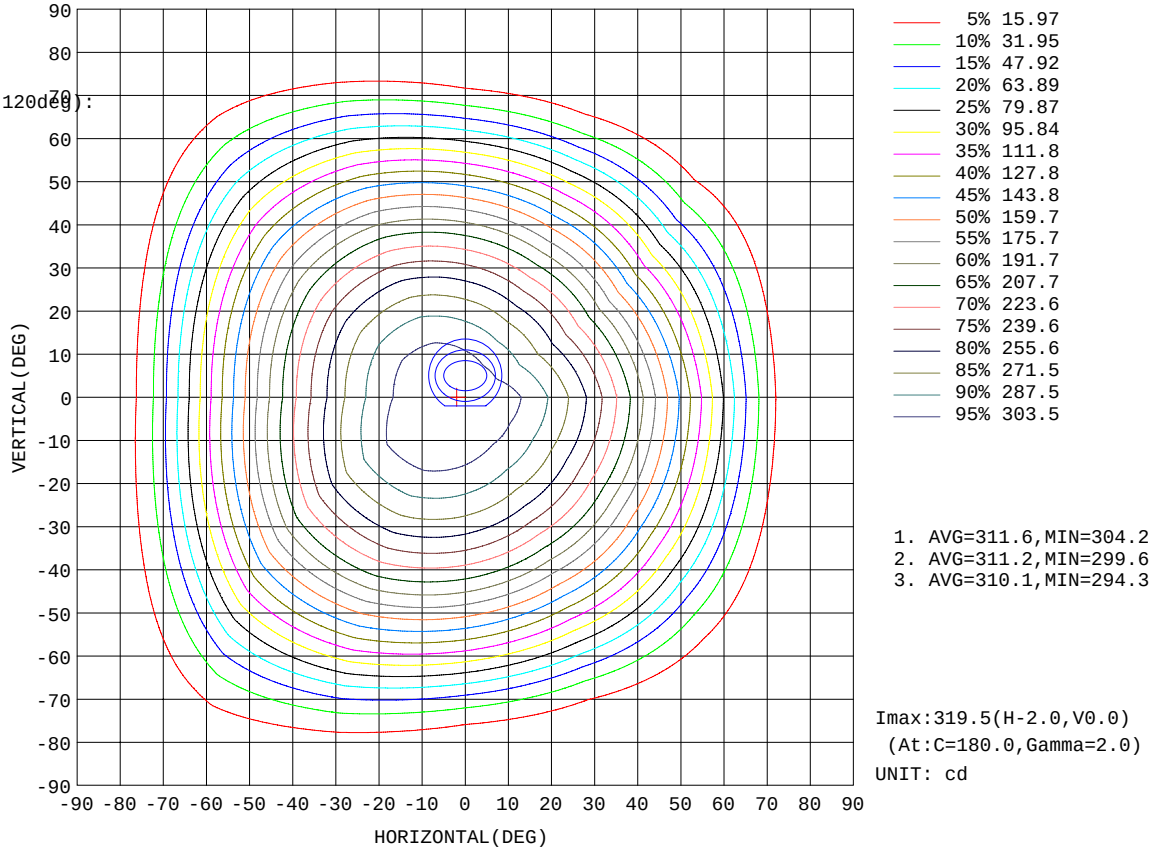

1. AVG=311.6,MIN=304.2
2. AVG=311.2,MIN=299.6
3. AVG=310.1,MIN=294.3

Imax:319.5(H-2.0,V0.0)
(At:C=180.0,Gamma=2.0)
UNIT: cd

C Range: 0 - 360DEG
C Interval: 30.0DEG
Test Speed: HIGH
Temperature:25.3DEG
Operators:
Test Date:18 September 2026

γ Range: 0 - 180DEG
γ Interval: 1.0DEG
Test System:EVERFINE GO-2000A_V1 SYSTEM V2.0.295
Humidity:65.0%
Test Distance:14.200m [K=1.0000]
Remarks:

AAI Figure

Test:U:120.5V I:0.0541A P:6.092W PF:0.9344 Lamp Flux:713.74x1 lm		
NAME:	TYPE:	WEIGHT:
SPEC.:	DIM.:	SERIAL No.:
MFR.:	SUR.:	Shielding Angle:

Flux out:510.8 lm

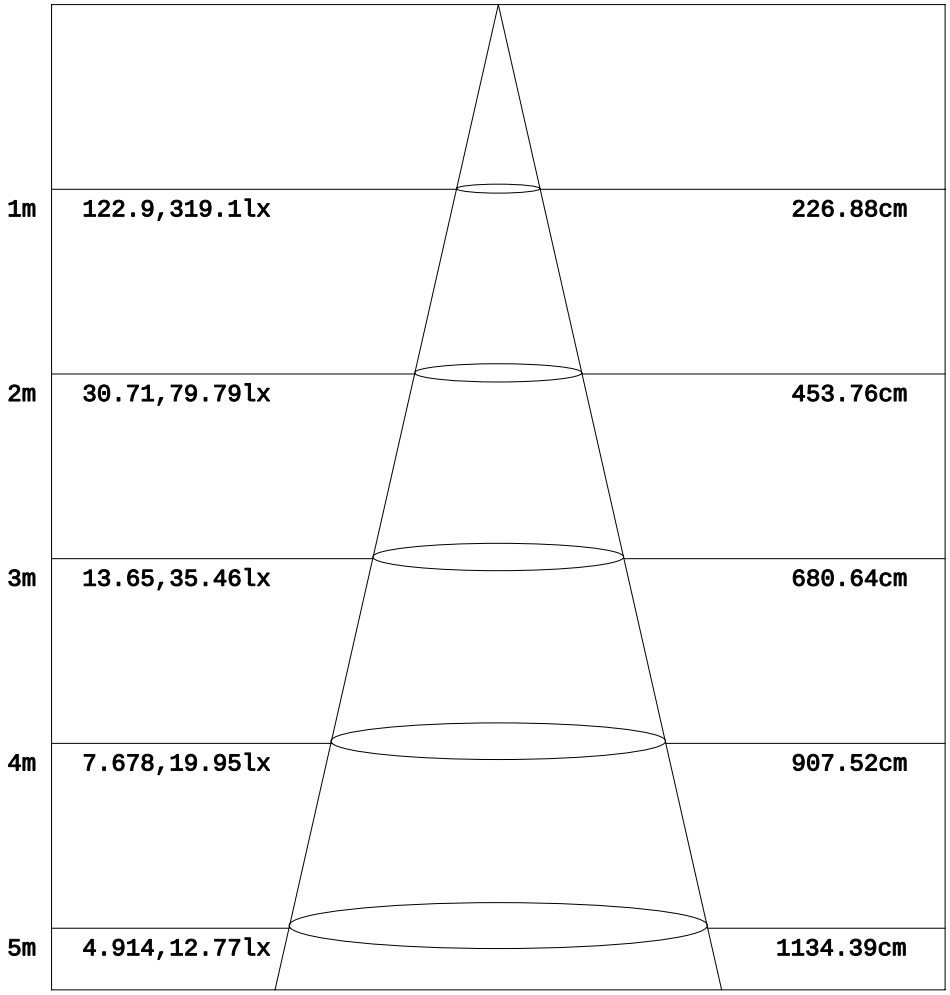

Note:The Curves indicate the illuminated area and the average illumination when the luminaire is at different distance.

C Range: 0 - 360DEG
C Interval: 30.0DEG
Test Speed: HIGH
Temperature:25.3DEG
Operators:
Test Date:18 September 2026

γ Range: 0 - 180DEG
γ Interval: 1.0DEG
Test System:EVERFINE GO-2000A_V1 SYSTEM V2.0.295
Humidity:65.0%
Test Distance:14.200m [K=1.0000]
Remarks:

ISOLUX DIAGRAM

Test:U:120.5V I:0.0541A P:6.092W PF:0.9344 Lamp Flux:713.74x1 lm		
NAME:	TYPE:	WEIGHT:
SPEC.:	DIM.:	SERIAL No.:
MFR.:	SUR.:	Shielding Angle:

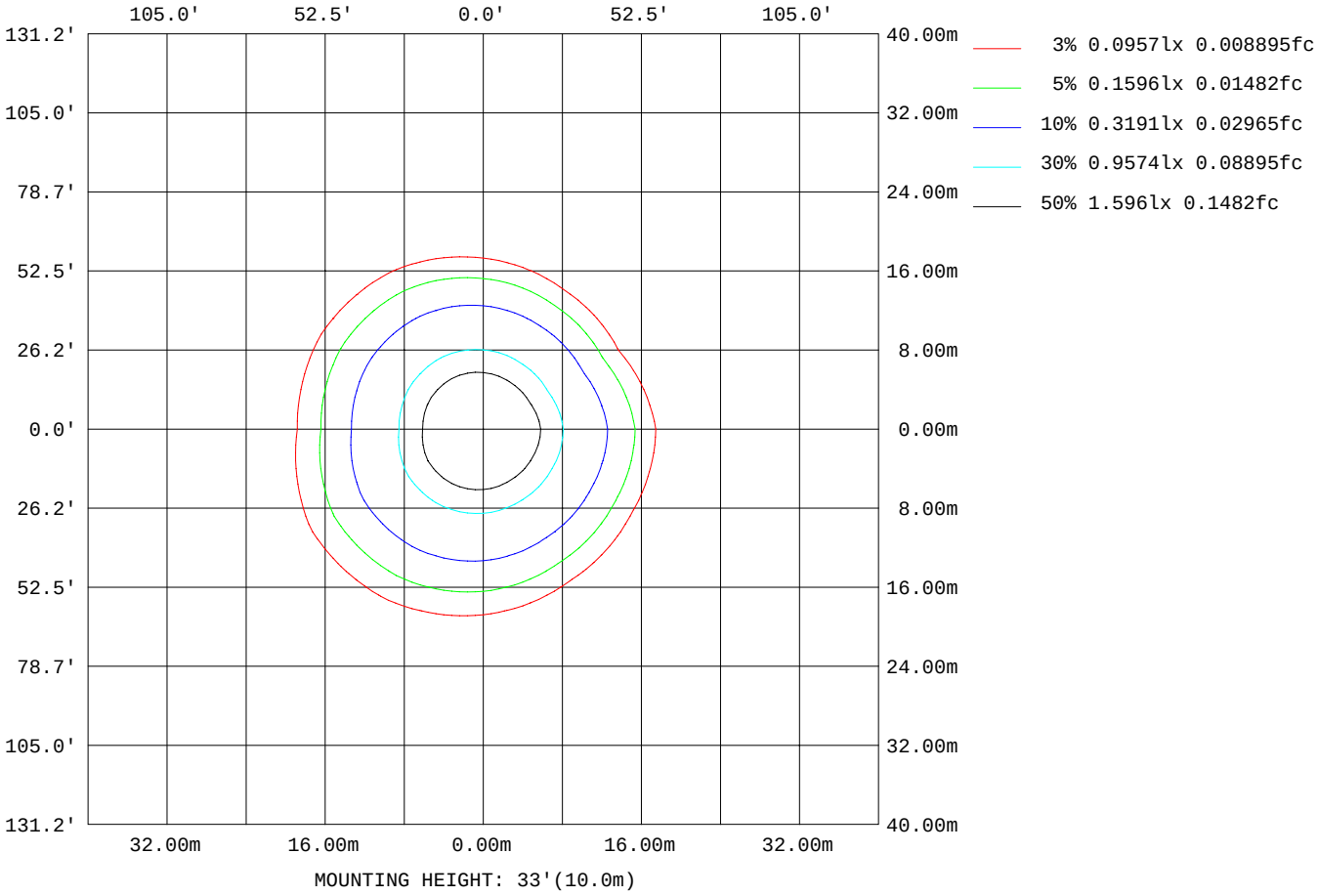

C Range: 0 - 360DEG
C Interval: 30.0DEG
Test Speed: HIGH
Temperature:25.3DEG
Operators:
Test Date:18 September 2026

γ Range: 0 - 180DEG
γ Interval: 1.0DEG
Test System:EVERFINE GO-2000A_V1 SYSTEM V2.0.295
Humidity:65.0%
Test Distance:14.200m [K=1.0000]
Remarks:

LED Avg.L Report

Test:U:120.5V I:0.0541A P:6.092W PF:0.9344 Lamp Flux:713.74x1 lm		
NAME:	TYPE:	WEIGHT:
SPEC.:	DIM.:	SERIAL No.:
MFR.:	SUR.:	Shielding Angle:

AvgL	cd/m2
L_0~180(65)av	36109
L_0~180(75)av	14080
L_0~180(85)av	2265
L_90~270(65)av	35103
L_90~270(75)av	13241
L_90~270(85)av	1789
L_45(65)av	36386
L_45(75)av	17097
L_45(85)av	5753

Standard: GB/T 29293-2012

C Range: 0 - 360DEG
C Interval: 30.0DEG
Test Speed: HIGH
Temperature:25.3DEG
Operators:
Test Date:18 September 2026

γ Range: 0 - 180DEG
γ Interval: 1.0DEG
Test System:EVERFINE GO-2000A_V1 SYSTEM V2.0.295
Humidity:65.0%
Test Distance:14.200m [K=1.0000]
Remarks:

Planar Illuminance Curve

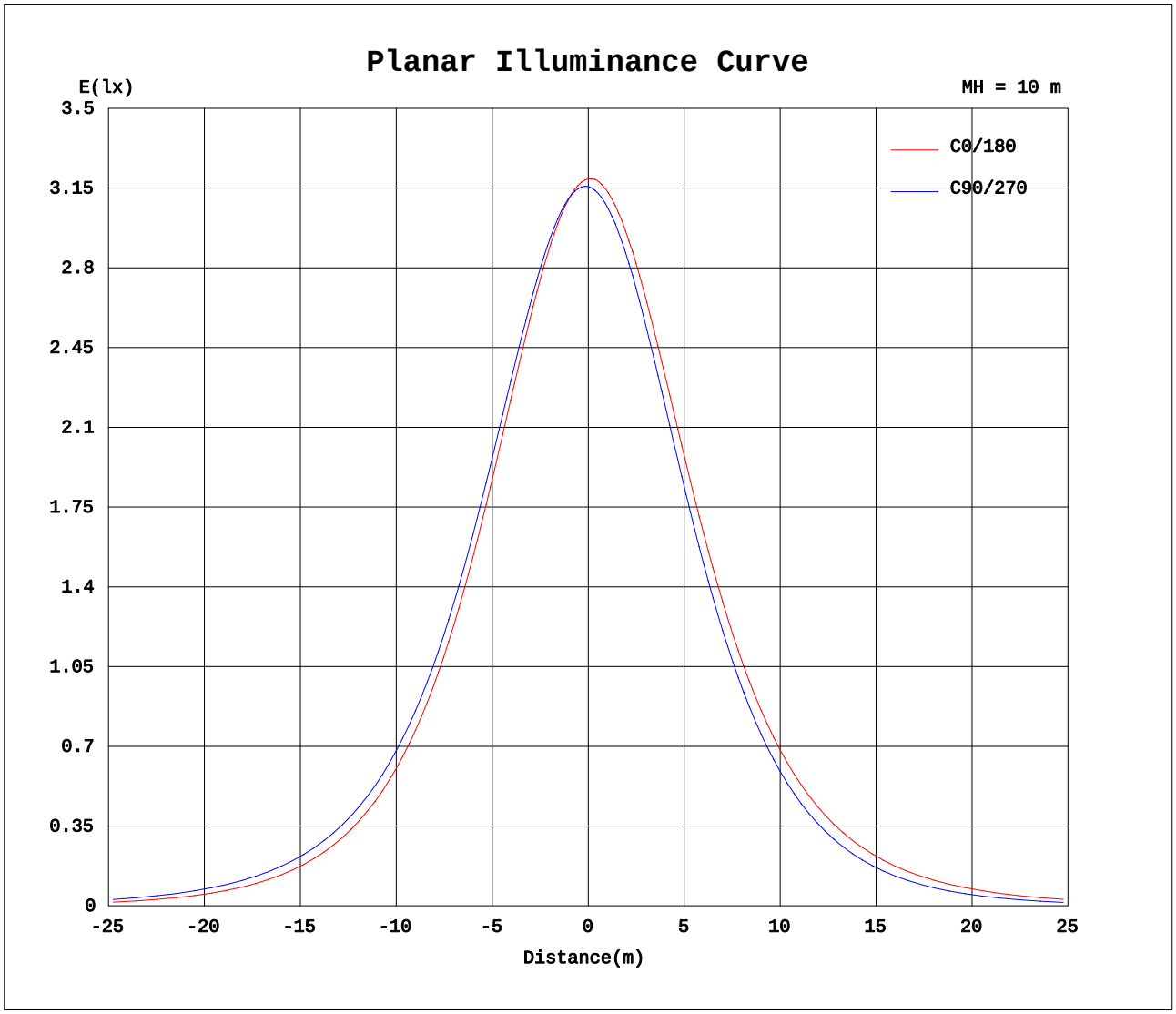

C Range: 0 - 360DEG
C Interval: 30.0DEG
Test Speed: HIGH
Temperature:25.3DEG
Operators:
Test Date:18 September 2026

γ Range: 0 - 180DEG
γ Interval: 1.0DEG
Test System:EVERFINE GO-2000A_V1 SYSTEM V2.0.295
Humidity:65.0%
Test Distance:14.200m [K=1.0000]
Remarks:

LUMINOUS DISTRIBUTION INTENSITY DATA

Test:U:120.5V I:0.0541A P:6.092W PF:0.9344 Lamp Flux:713.74x1 lm		
NAME:	TYPE:	WEIGHT:
SPEC.:	DIM.:	SERIAL No.:
MFR.:	SUR.:	Shielding Angle:

Table--1 UNIT: cd

γ (DEG) \ C(DEG)	0	30	60	90	120	150	180	210	240	270	300	330
0	319	318	317	316	315	316	319	318	317	316	315	316
5	316	315	314	316	317	319	319	318	316	312	309	310
10	309	307	308	312	316	318	315	314	311	305	300	300
15	299	297	298	305	311	314	307	307	302	294	287	286
20	285	283	286	294	302	306	296	297	291	280	271	270
25	268	265	269	280	290	294	281	283	276	263	252	249
30	247	245	249	263	275	279	264	265	258	243	230	227
35	224	221	227	242	256	261	243	245	236	220	205	201
40	199	195	202	219	234	240	219	222	213	195	178	172
45	171	167	174	193	210	216	194	196	187	167	149	142
50	141	138	145	165	184	190	166	169	158	138	119	111
55	110	107	115	135	155	162	136	139	129	107	88.0	79.2
60	78.9	75.1	83.1	104	125	132	105	109	97.6	75.7	57.4	49.8
65	48.6	45.1	52.4	72.8	93.6	101	73.5	77.5	66.6	45.9	30.1	25.1
70	23.3	20.8	25.9	42.7	62.3	69.1	43.8	47.6	37.9	21.6	12.2	9.58
75	9.01	8.04	9.98	19.0	34.0	39.9	20.1	22.8	16.5	8.44	4.43	2.85
80	2.59	1.86	3.11	7.25	13.9	17.5	7.63	8.79	6.23	2.20	0.00	0.00
85	0.00	0.00	0.00	1.25	5.18	6.71	1.58	2.36	0.50	0.00	0.00	0.00
90	0.00	0.00	0.00	0.00	0.01	0.71	0.00	0.00	0.00	0.00	0.00	0.00
95	0.00	0.00	0.00	0.00	0.00	0.00	0.00	0.00	0.00	0.00	0.00	0.00
100	0.00	0.00	0.00	0.00	0.00	0.00	0.00	0.00	0.00	0.00	0.00	0.00
105	0.00	0.00	0.00	0.00	0.00	0.00	0.00	0.00	0.00	0.00	0.00	0.00
110	0.00	0.00	0.00	0.00	0.00	0.00	0.00	0.00	0.00	0.00	0.00	0.00
115	0.00	0.00	0.00	0.00	0.00	0.00	0.00	0.00	0.00	0.00	0.00	0.00
120	0.00	0.00	0.00	0.00	0.00	0.00	0.00	0.00	0.00	0.00	0.00	0.00
125	0.00	0.00	0.00	0.00	0.00	0.00	0.00	0.00	0.00	0.00	0.00	0.00
130	0.00	0.00	0.00	0.00	0.00	0.00	0.00	0.00	0.00	0.00	0.00	0.00
135	0.00	0.00	0.00	0.00	0.00	0.00	0.00	0.00	0.00	0.00	0.00	0.00
140	0.00	0.00	0.00	0.00	0.00	0.00	0.00	0.00	0.00	0.00	0.00	0.00
145	0.00	0.00	0.00	0.00	0.00	0.00	0.00	0.00	0.00	0.00	0.00	0.00
150	0.00	0.00	0.00	0.00	0.00	0.00	0.00	0.00	0.00	0.00	0.00	0.00
155	0.00	0.00	0.00	0.00	0.00	0.00	0.00	0.00	0.00	0.00	0.00	0.00
160	0.00	0.00	0.00	0.00	0.00	0.00	0.00	0.00	0.00	0.00	0.00	0.00
165	0.00	0.00	0.00	0.00	0.00	0.00	0.00	0.00	0.00	0.00	0.00	0.00
170	0.00	0.00	0.00	0.00	0.00	0.00	0.00	0.00	0.00	0.00	0.00	0.00
175	0.00	0.00	0.00	0.00	0.00	0.00	0.00	0.00	0.00	0.00	0.00	0.00
180	0.00	0.00	0.00	0.00	0.00	0.00	0.00	0.00	0.00	0.00	0.00	0.00

C Range: 0 - 360DEG
C Interval: 30.0DEG
Test Speed: HIGH
Temperature:25.3DEG
Operators:
Test Date:18 September 2026

γ Range: 0 - 180DEG
γ Interval: 1.0DEG
Test System:EVERFINE GO-2000A_V1 SYSTEM V2.0.295
Humidity:65.0%
Test Distance:14.200m [K=1.0000]
Remarks: