LUMINAIRE PHOTOMETRIC TEST REPORT

Test:U:120.5V I:0.0541A P:6.090W PF:0.9344 Lamp Flux:721.905x1 lm		
NAME:	TYPE:	WEIGHT:
SPEC.:	DIM.:	SERIAL No.:
MFR.:	SUR.:	Shielding Angle:

DATA OF LAMP		PHOTOMETRIC DATA Eff: 118.54 lm/W			
MODEL	PT-CDL-SD-L-12-DD-5C3P-4-6w-3500k	Imax(cd)	322.5	S/MH(C0/180)	1.22
NOMINAL POWER(W)	6	LOR(%)	100.0	S/MH(C90/270)	1.15
RATED VOLTAGE(V)	120	TOTAL FLUX(lm)	721.90	η UP,DN(C0-180)	0.0,52.7
NOMINAL FLUX(lm)	721.905	CIE CLASS	DIRECT	η UP,DN(C180-360)	0.0,47.3
LAMPS INSIDE	1	η up(%)	0.0	CIBSE SHR NOM	1.25
TEST VOLTAGE(V)	120	η down(%)	100.0	CIBSE SHR MAX	1.30

LUMINOUS INTENSITY DISTRIBUTION DIAGRAM

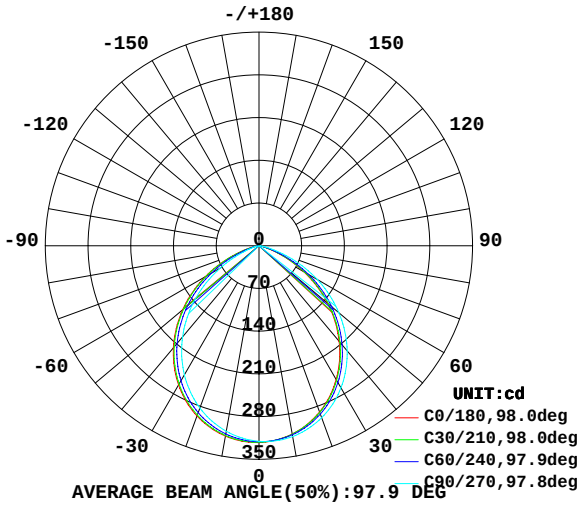

AVERAGE BEAM ANGLE(50%):97.9 DEG

C0 PLANE ISOLUX DIAGRAM (UNIT:lx)

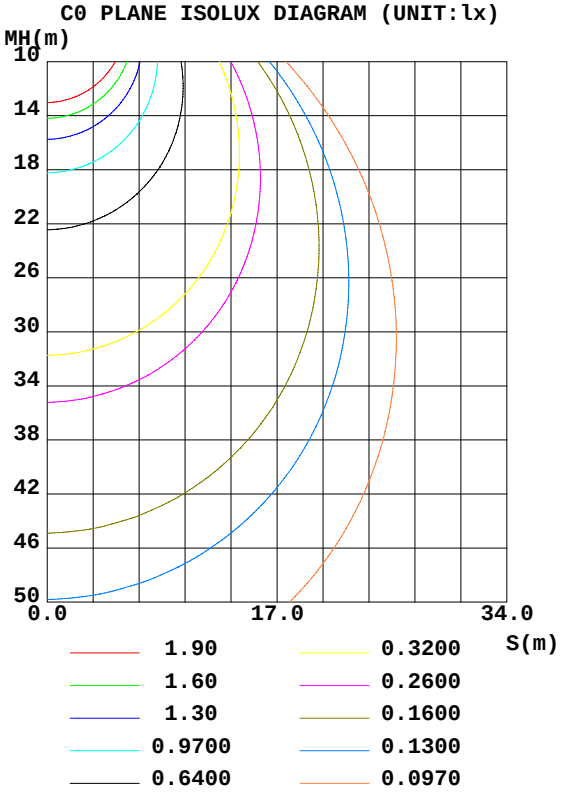

C Range: 0 - 360DEG
C Interval: 30.0DEG
Test Speed: HIGH
Temperature:25.3DEG
Operators:
Test Date:18 September 2026

γ Range: 0 - 180DEG
γ Interval: 1.0DEG
Test System:EVERFINE GO-2000A_V1 SYSTEM V2.0.295
Humidity:65.0%
Test Distance:14.200m [K=1.0000]
Remarks:

ZONAL FLUX DIAGRAM

ZONAL FLUX DIAGRAM:

γ	C0	C45	C90	C135	C180	C225	C270	C315	γ	Φ zone	Φ total	%lum,lamp
10	313.2	314.0	317.4	319.7	316.7	314.4	308.8	306.8	0- 10	30.31	30.31	4.2,4.2
20	289.9	292.3	300.0	304.3	296.9	293.3	283.1	279.0	10- 20	85.91	116.2	16.1,16.1
30	252.9	256.6	268.8	275.0	263.4	258.7	244.4	238.2	20- 30	127.2	243.4	33.7,33.7
40	204.3	209.1	224.8	232.8	218.3	212.5	194.8	186.7	30- 40	146.8	390.2	54,54
50	147.0	152.6	171.0	180.3	163.3	156.8	136.7	126.5	40- 50	141.1	531.2	73.6,73.6
60	84.23	90.01	109.9	120.1	101.8	95.09	73.67	62.90	50- 60	110.2	641.5	88.9,88.9
70	26.56	30.68	47.14	56.94	40.74	35.43	19.87	14.73	60- 70	61.11	702.6	97.3,97.3
80	3.501	4.484	8.309	11.75	6.813	5.625	1.642	0.0787	70- 80	17.64	720.2	99.8,99.8
90	0	0	0	0	0	0	0	0	80- 90	1.697	721.9	100,100
100	0	0	0	0	0	0	0	0	90-100	0	721.9	100,100
110	0	0	0	0	0	0	0	0	100-110	0	721.9	100,100
120	0	0	0	0	0	0	0	0	110-120	0	721.9	100,100
130	0	0	0	0	0	0	0	0	120-130	0	721.9	100,100
140	0	0	0	0	0	0	0	0	130-140	0	721.9	100,100
150	0	0	0	0	0	0	0	0	140-150	0	721.9	100,100
160	0	0	0	0	0	0	0	0	150-160	0	721.9	100,100
170	0	0	0	0	0	0	0	0	160-170	0	721.9	100,100
180	0	0	0	0	0	0	0	0	170-180	0	721.9	100,100
DEG	LUMINOUS INTENSITY:cd									UNIT:lm		

C Range: 0 - 360DEG
C Interval: 30.0DEG
Test Speed: HIGH
Temperature:25.3DEG
Operators:
Test Date:18 September 2026

γ Range: 0 - 180DEG
γ Interval: 1.0DEG
Test System:EVERFINE GO-2000A_V1 SYSTEM V2.0.295
Humidity:65.0%
Test Distance:14.200m [K=1.0000]
Remarks:

CU AND LUMINAIRE BUDGETARY ESTIMATE DIAGRAM

Test:U:120.5V I:0.0541A P:6.090W PF:0.9344 Lamp Flux:721.905x1 lm		
NAME:	TYPE:	WEIGHT:
SPEC.:	DIM.:	SERIAL No.:
MFR.:	SUR.:	Shielding Angle:

ρcc	80%			70%			50%			30%			10%			0
ρw	50%	30%	10%	50%	30%	10%	50%	30%	10%	50%	30%	10%	50%	30%	10%	0
ρfc	20%			20%			20%			20%			20%			0
RCR	RCR:Room Cavity Ratio			Coefficients of Utilization(CU)												
0.0	1.19	1.19	1.19	1.16	1.16	1.16	1.11	1.11	1.11	1.06	1.06	1.06	1.02	1.02	1.02	.00
1.0	1.07	1.03	.00	1.04	1.01	.98	1.00	.98	.95	.96	.94	.92	.93	.91	.90	.88
2.0	.95	.89	.84	.93	.87	.83	.89	.85	.81	.86	.82	.79	.83	.80	.77	.75
3.0	.84	.77	.71	.83	.76	.71	.80	.74	.69	.77	.72	.68	.75	.71	.67	.65
4.0	.75	.68	.61	.74	.67	.61	.72	.65	.60	.70	.64	.59	.67	.63	.59	.57
5.0	.68	.60	.54	.67	.59	.53	.65	.58	.53	.63	.57	.52	.61	.56	.52	.50
6.0	.62	.53	.47	.61	.53	.47	.59	.52	.47	.57	.51	.46	.56	.50	.46	.44
7.0	.56	.48	.42	.55	.47	.42	.54	.47	.42	.52	.46	.41	.51	.45	.41	.39
8.0	.51	.43	.38	.51	.43	.38	.49	.42	.37	.48	.42	.37	.47	.41	.37	.35
9.0	.47	.39	.34	.47	.39	.34	.46	.39	.34	.45	.38	.34	.44	.38	.34	.32
10.0	.44	.36	.31	.43	.36	.31	.42	.36	.31	.41	.35	.31	.40	.35	.31	.29

LAMPS

LUMINAIRE BUDGETARY DIAGRAM

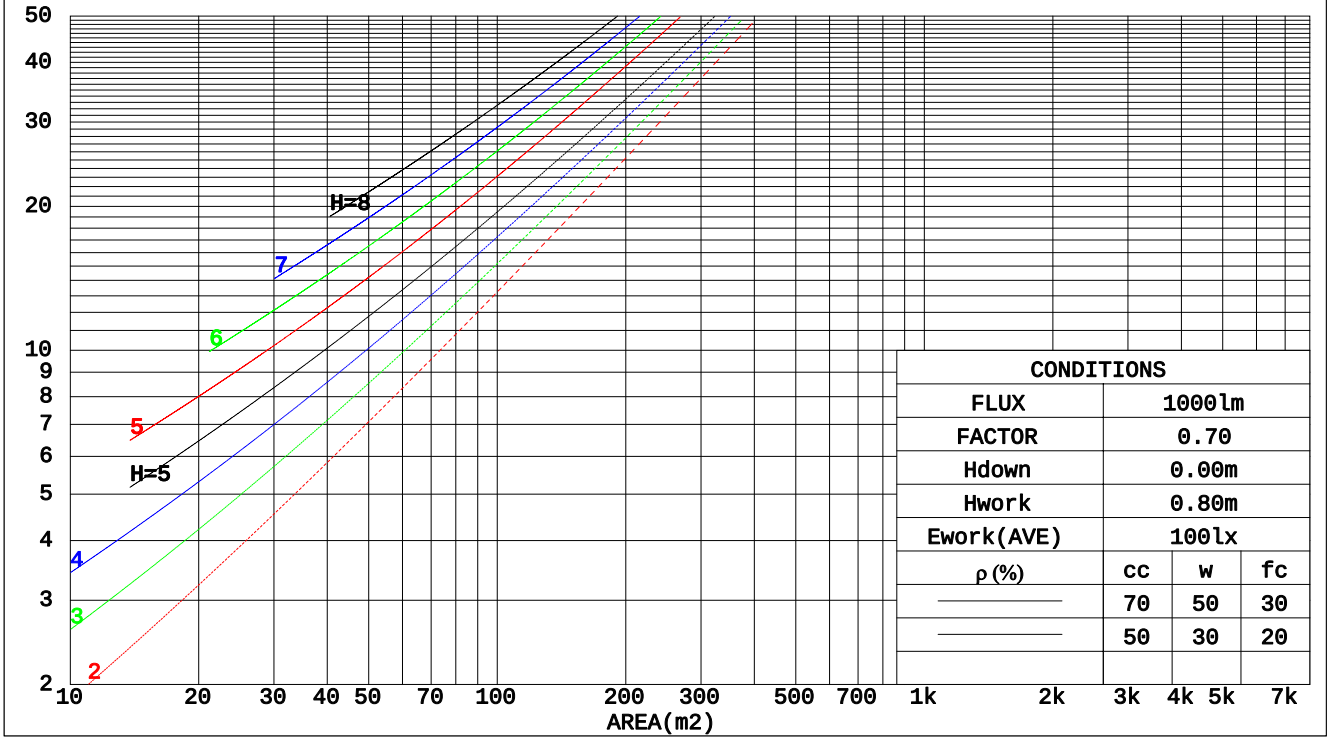

CONDITIONS			
FLUX	1000lm		
FACTOR	0.70		
Hdown	0.00m		
Hwork	0.80m		
Ework(AVE)	100lx		
ρ(%)	cc	w	fc
———	70	50	30
———	50	30	20

C Range: 0 - 360DEG
C Interval: 30.0DEG
Test Speed: HIGH
Temperature:25.3DEG
Operators:
Test Date:18 September 2026

γ Range: 0 - 180DEG
γ Interval: 1.0DEG
Test System:EVERFINE GO-2000A_V1 SYSTEM V2.0.295
Humidity:65.0%
Test Distance:14.200m [K=1.0000]
Remarks:

WEC AND CCEC

Test:U:120.5V I:0.0541A P:6.090W PF:0.9344 Lamp Flux:721.905x1 lm		
NAME:	TYPE:	WEIGHT:
SPEC.:	DIM.:	SERIAL No.:
MFR.:	SUR.:	Shielding Angle:

ρcc	80%			70%			50%			30%			10%			0
ρw	50%	30%	10%	50%	30%	10%	50%	30%	10%	50%	30%	10%	50%	30%	10%	0
ρfc	20%			20%			20%			20%			20%			0
RCR	RCR:Room Cavity Ratio						Wall Exitance Coeffcients(WEC)									
0.0																
1.0	.256	.146	.046	.249	.142	.045	.236	.136	.043	.225	.130	.042	.214	.124	.040	
2.0	.251	.137	.042	.245	.135	.042	.233	.130	.040	.223	.125	.039	.213	.121	.038	
3.0	.238	.127	.038	.233	.125	.038	.223	.121	.037	.214	.117	.036	.205	.113	.035	
4.0	.224	.116	.034	.219	.115	.034	.211	.112	.033	.202	.109	.033	.195	.106	.032	
5.0	.210	.107	.031	.206	.106	.031	.198	.103	.030	.191	.101	.030	.184	.098	.030	
6.0	.197	.099	.028	.194	.098	.028	.187	.096	.028	.180	.094	.028	.174	.092	.027	
7.0	.185	.092	.026	.182	.091	.026	.176	.089	.026	.170	.087	.025	.165	.085	.025	
8.0	.174	.085	.024	.172	.084	.024	.166	.083	.024	.161	.081	.023	.156	.080	.023	
9.0	.165	.080	.022	.162	.079	.022	.157	.078	.022	.152	.076	.022	.148	.075	.022	
10.0	.156	.075	.021	.153	.074	.021	.149	.073	.021	.144	.072	.020	.140	.071	.020	

ρcc	80%			70%			50%			30%			10%			0
ρw	50%	30%	10%	50%	30%	10%	50%	30%	10%	50%	30%	10%	50%	30%	10%	0
ρfc	20%			20%			20%			20%			20%			0
RCR	RCR:Room Cavity Ratio						Ceiling Cavity Exitance Coefficients(CCEC)									
0.0	.190	.190	.190	.163	.163	.163	.111	.111	.111	.064	.064	.064	.020	.020	.020	
1.0	.177	.157	.139	.151	.134	.119	.103	.092	.082	.059	.054	.048	.019	.017	.016	
2.0	.167	.132	.103	.143	.114	.089	.098	.079	.062	.056	.046	.036	.018	.015	.012	
3.0	.158	.114	.079	.136	.098	.068	.093	.068	.048	.054	.040	.028	.017	.013	.009	
4.0	.151	.100	.062	.129	.087	.054	.089	.060	.038	.051	.035	.022	.017	.012	.007	
5.0	.143	.090	.050	.123	.078	.044	.085	.054	.031	.049	.032	.018	.016	.010	.006	
6.0	.137	.081	.041	.118	.070	.036	.081	.049	.026	.047	.029	.015	.015	.009	.005	
7.0	.130	.074	.035	.112	.064	.031	.077	.045	.022	.045	.027	.013	.015	.009	.004	
8.0	.124	.068	.030	.107	.059	.026	.074	.042	.019	.043	.025	.011	.014	.008	.004	
9.0	.119	.064	.026	.102	.055	.023	.071	.039	.016	.041	.023	.010	.013	.008	.003	
10.0	.113	.059	.023	.098	.051	.020	.068	.036	.014	.040	.021	.009	.013	.007	.003	

C Range: 0 - 360DEG
C Interval: 30.0DEG
Test Speed: HIGH
Temperature:25.3DEG
Operators:
Test Date:18 September 2026

γ Range: 0 - 180DEG
γ Interval: 1.0DEG
Test System:EVERFINE GO-2000A_V1 SYSTEM V2.0.295
Humidity:65.0%
Test Distance:14.200m [K=1.0000]
Remarks:

UGR(Unified Glare Rating) Table

Test:U:120.5V I:0.0541A P:6.090W PF:0.9344 Lamp Flux:721.905x1 lm		
NAME:	TYPE:	WEIGHT:
SPEC.:	DIM.:	SERIAL No.:
MFR.:	SUR.:	Shielding Angle:

ceiling/cavity		0.7	0.7	0.5	0.5	0.3	0.7	0.7	0.5	0.5	0.3
walls		0.5	0.3	0.5	0.3	0.3	0.5	0.3	0.5	0.3	0.3
working plane		0.2	0.2	0.2	0.2	0.2	0.2	0.2	0.2	0.2	0.2
Room dimensions		Viewed crosswise					Viewed endwise				
x = 2H	y = 2H	26.1	27.5	26.3	27.7	27.9	26.9	28.3	27.1	28.5	28.6
	3H	26.5	27.8	26.8	28.0	28.2	27.6	28.9	27.9	29.1	29.3
	4H	26.5	27.7	26.8	27.9	28.2	27.7	28.9	28.0	29.2	29.4
	6H	26.4	27.5	26.7	27.8	28.1	27.7	28.8	28.0	29.1	29.3
	8H	26.3	27.4	26.7	27.7	28.0	27.6	28.7	28.0	29.0	29.3
	12H	26.3	27.3	26.6	27.6	27.9	27.6	28.6	27.9	28.9	29.2
4H	2H	26.4	27.6	26.7	27.9	28.1	27.1	28.3	27.4	28.5	28.8
	3H	26.9	27.9	27.2	28.2	28.5	27.9	28.9	28.2	29.2	29.5
	4H	26.9	27.8	27.3	28.1	28.5	28.0	28.9	28.4	29.3	29.6
	6H	26.8	27.7	27.2	28.0	28.4	28.0	28.8	28.4	29.2	29.5
	8H	26.8	27.6	27.2	27.9	28.3	28.0	28.7	28.4	29.1	29.5
	12H	26.7	27.5	27.2	27.8	28.2	27.9	28.6	28.4	29.0	29.4
8H	4H	26.8	27.6	27.2	28.0	28.3	27.9	28.7	28.3	29.0	29.4
	6H	26.8	27.4	27.2	27.8	28.3	27.9	28.6	28.4	29.0	29.4
	8H	26.8	27.3	27.2	27.7	28.2	27.9	28.5	28.4	28.9	29.4
	12H	26.7	27.2	27.2	27.6	28.1	27.9	28.4	28.4	28.8	29.3
12H	4H	26.8	27.5	27.2	27.9	28.3	27.9	28.6	28.3	29.0	29.4
	6H	26.8	27.3	27.2	27.7	28.2	27.9	28.5	28.4	28.9	29.3
	8H	26.7	27.2	27.2	27.7	28.1	27.9	28.4	28.4	28.8	29.3

Variations with the observer position at spacings:		
S = 1.0H	+ 0.6 / - 0.7	+ 0.4 / - 0.4
1.5H	+ 0.3 / - 0.5	+ 0.3 / - 0.5
2.0H	+ 0.9 / - 1.2	+ 1.0 / - 1.3

CIE Pub.117 Corrected 721.9 lm Total Lamp Luminous Flux.(8log(F/F0) = -1.1)

C Range: 0 - 360DEG
C Interval: 30.0DEG
Test Speed: HIGH
Temperature:25.3DEG
Operators:
Test Date:18 September 2026

γ Range: 0 - 180DEG
γ Interval: 1.0DEG
Test System:EVERFINE GO-2000A_V1 SYSTEM V2.0.295
Humidity:65.0%
Test Distance:14.200m [K=1.0000]
Remarks:

UTILIZATION FACTORS TABLE

Test:U:120.5V I:0.0541A P:6.090W PF:0.9344 Lamp Flux:721.905x1 lm		
NAME:	TYPE:	WEIGHT:
SPEC.:	DIM.:	SERIAL No.:
MFR.:	SUR.:	Shielding Angle:

REFLECTANCE										
Ceiling	0.8	0.8	0.8	0.7	0.7	0.7	0.5	0.5	0.5	0
Walls	0.7	0.5	0.3	0.7	0.5	0.3	0.7	0.5	0.3	0
Working plane	0.2	0.2	0.2	0.2	0.2	0.2	0.2	0.2	0.2	0
ROOM INDEX	UTILIZATION FACTORS(PERCENT) k(RI) x RCR = 5									
k = 0.60	63	52	45	62	52	45	61	51	45	39
0.80	73	62	56	72	62	56	70	61	55	49
1.00	81	72	65	80	71	65	78	72	64	58
1.25	88	79	73	87	79	73	85	77	72	65
1.50	93	85	79	92	84	78	89	82	77	70
2.00	99	92	87	98	91	86	94	89	84	77
2.50	103	96	91	101	95	90	97	92	88	81
3.00	105	100	95	103	98	94	100	95	92	84
4.00	109	104	100	106	102	99	102	99	96	88
5.00	111	107	103	108	105	102	104	101	99	90
ROOM INDEX	UF(total)									Direct
According to DIN EN 13032-2 2004				Suspended					SHRNOM = 1.25	

C Range: 0 - 360DEG
C Interval: 30.0DEG
Test Speed: HIGH
Temperature:25.3DEG
Operators:
Test Date:18 September 2026

γ Range: 0 - 180DEG
γ Interval: 1.0DEG
Test System:EVERFINE GO-2000A_V1 SYSTEM V2.0.295
Humidity:65.0%
Test Distance:14.200m [K=1.0000]
Remarks:

ISOCANDELA DIAGRAM

Test:U:120.5V I:0.0541A P:6.090W PF:0.9344 Lamp Flux:721.905x1 lm		
NAME:	TYPE:	WEIGHT:
SPEC.:	DIM.:	SERIAL No.:
MFR.:	SUR.:	Shielding Angle:

Conical surface Flux(90deg):
463.06 lm
%lum = 64.1%
%lamp = 64.1%

Conical surface Flux(120deg):
641.46 lm
%lum = 88.9%
%lamp = 88.9%

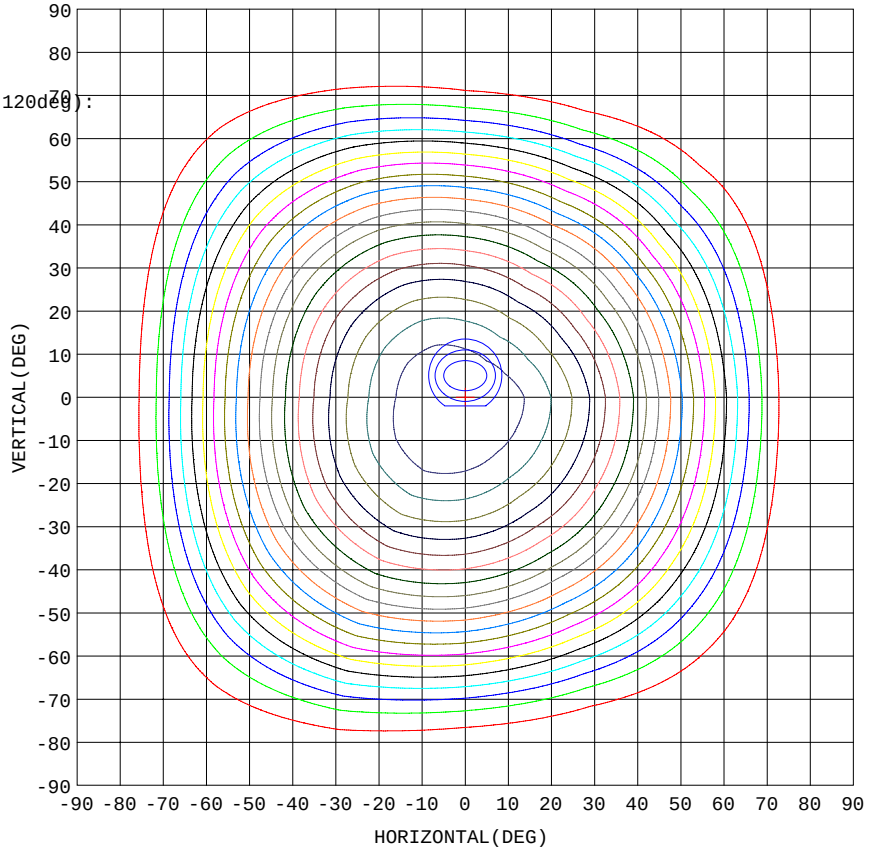

5% 16.12
10% 32.25
15% 48.37
20% 64.50
25% 80.62
30% 96.75
35% 112.9
40% 129.0
45% 145.1
50% 161.2
55% 177.4
60% 193.5
65% 209.6
70% 225.7
75% 241.9
80% 258.0
85% 274.1
90% 290.2
95% 306.4

1. AVG=316.0,MIN=309.7
2. AVG=315.4,MIN=305.1
3. AVG=314.2,MIN=299.9

Imax:322.5(H0.0,V0.0)
(At:C=0.0,Gamma=0.0)
UNIT: cd

C Range: 0 - 360DEG
C Interval: 30.0DEG
Test Speed: HIGH
Temperature:25.3DEG
Operators:
Test Date:18 September 2026

γ Range: 0 - 180DEG
γ Interval: 1.0DEG
Test System:EVERFINE GO-2000A_V1 SYSTEM V2.0.295
Humidity:65.0%
Test Distance:14.200m [K=1.0000]
Remarks:

AAI Figure

Test:U:120.5V I:0.0541A P:6.090W PF:0.9344 Lamp Flux:721.905x1 lm		
NAME:	TYPE:	WEIGHT:
SPEC.:	DIM.:	SERIAL No.:
MFR.:	SUR.:	Shielding Angle:

Flux out:518.1 lm

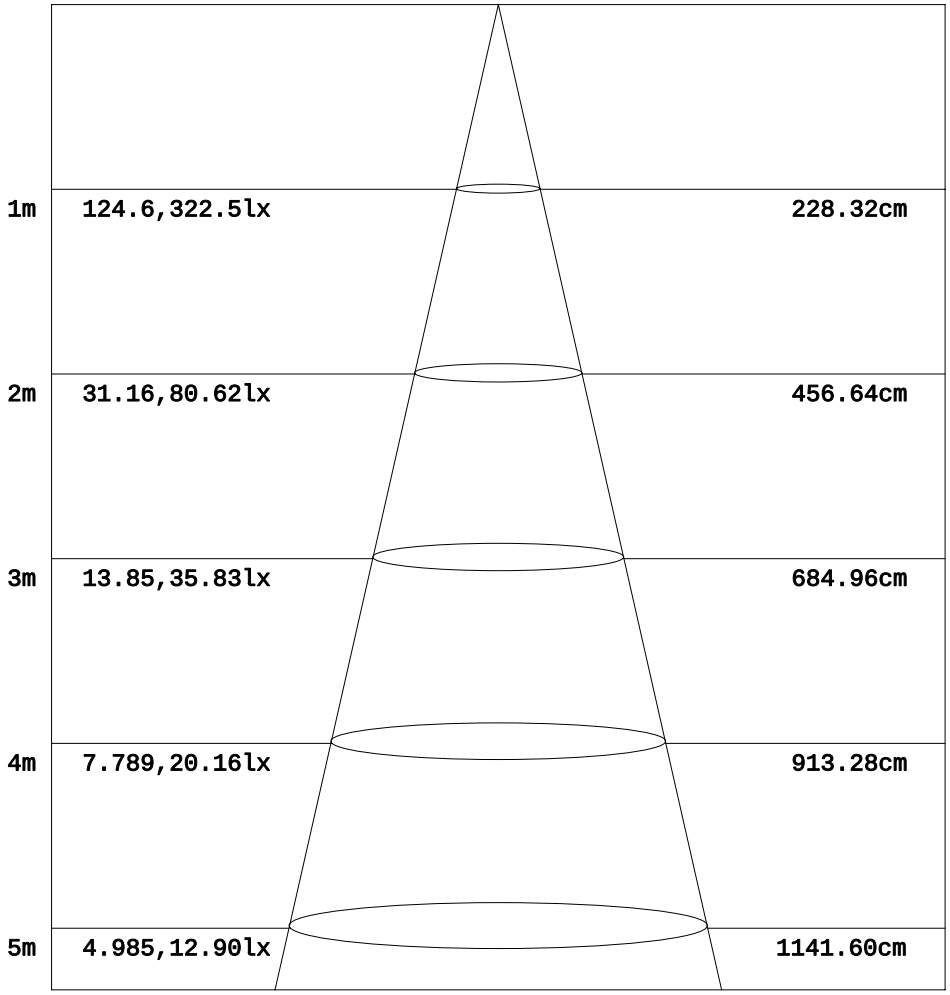

Height Eavg,Emax Angle:97.57deg Diameter

Note:The Curves indicate the illuminated area and the average illumination when the luminaire is at different distance.

C Range: 0 - 360DEG
C Interval: 30.0DEG
Test Speed: HIGH
Temperature:25.3DEG
Operators:
Test Date:18 September 2026

γ Range: 0 - 180DEG
γ Interval: 1.0DEG
Test System:EVERFINE GO-2000A_V1 SYSTEM V2.0.295
Humidity:65.0%
Test Distance:14.200m [K=1.0000]
Remarks:

ISOLUX DIAGRAM

Test:U:120.5V I:0.0541A P:6.090W PF:0.9344 Lamp Flux:721.905x1 lm		
NAME:	TYPE:	WEIGHT:
SPEC.:	DIM.:	SERIAL No.:
MFR.:	SUR.:	Shielding Angle:

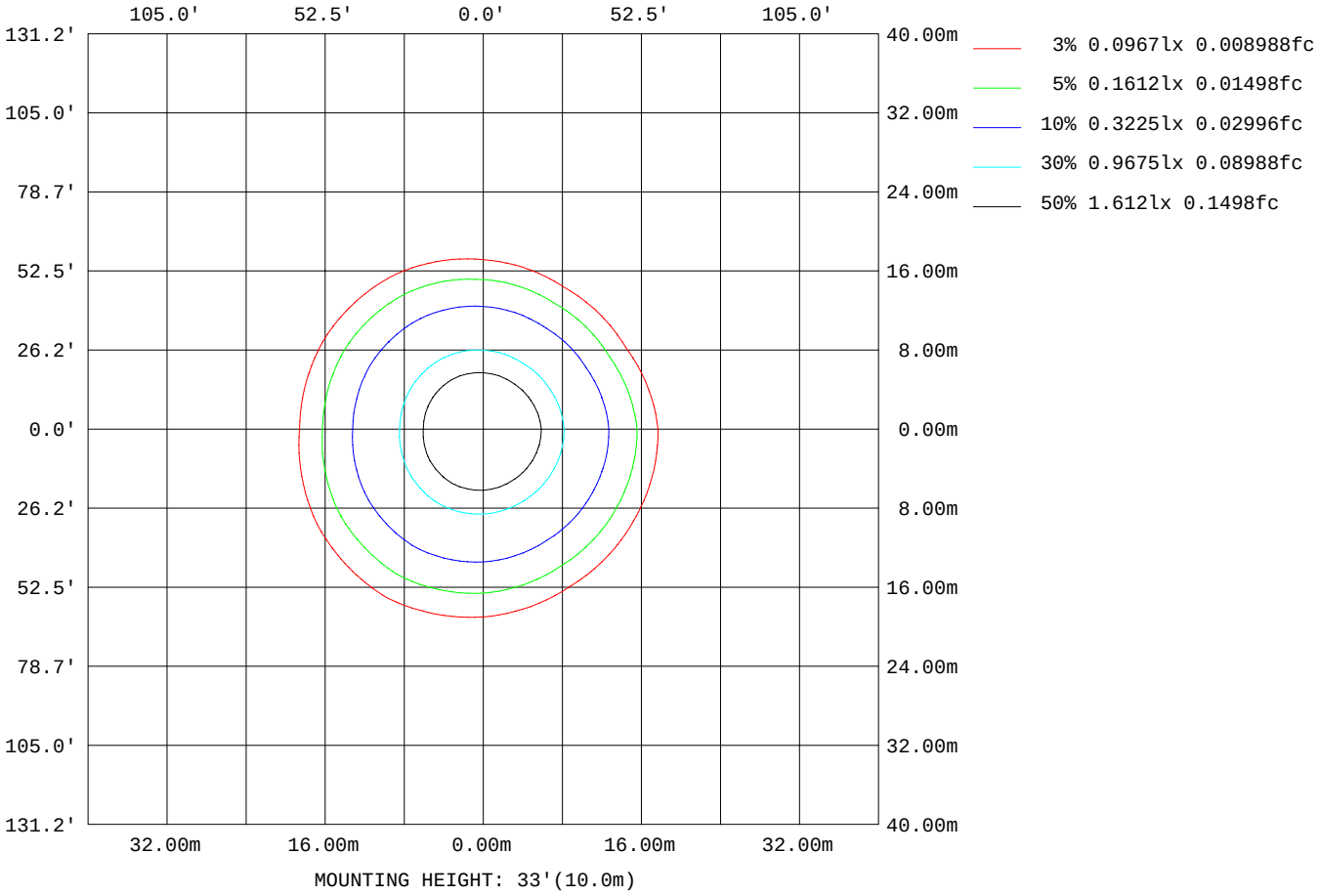

C Range: 0 - 360DEG
C Interval: 30.0DEG
Test Speed: HIGH
Temperature:25.3DEG
Operators:
Test Date:18 September 2026

γ Range: 0 - 180DEG
γ Interval: 1.0DEG
Test System:EVERFINE GO-2000A_V1 SYSTEM V2.0.295
Humidity:65.0%
Test Distance:14.200m [K=1.0000]
Remarks:

LED Avg.L Report

Test:U:120.5V I:0.0541A P:6.090W PF:0.9344 Lamp Flux:721.905x1 lm		
NAME:	TYPE:	WEIGHT:
SPEC.:	DIM.:	SERIAL No.:
MFR.:	SUR.:	Shielding Angle:

AvgL	cd/m2
L_0~180(65)av	36506
L_0~180(75)av	13750
L_0~180(85)av	1338
L_90~270(65)av	35977
L_90~270(75)av	14247
L_90~270(85)av	2858
L_45(65)av	36328
L_45(75)av	15163
L_45(85)av	3407

Standard: GB/T 29293-2012

C Range: 0 - 360DEG
C Interval: 30.0DEG
Test Speed: HIGH
Temperature:25.3DEG
Operators:
Test Date:18 September 2026

γ Range: 0 - 180DEG
γ Interval: 1.0DEG
Test System:EVERFINE GO-2000A_V1 SYSTEM V2.0.295
Humidity:65.0%
Test Distance:14.200m [K=1.0000]
Remarks:

Planar Illuminance Curve

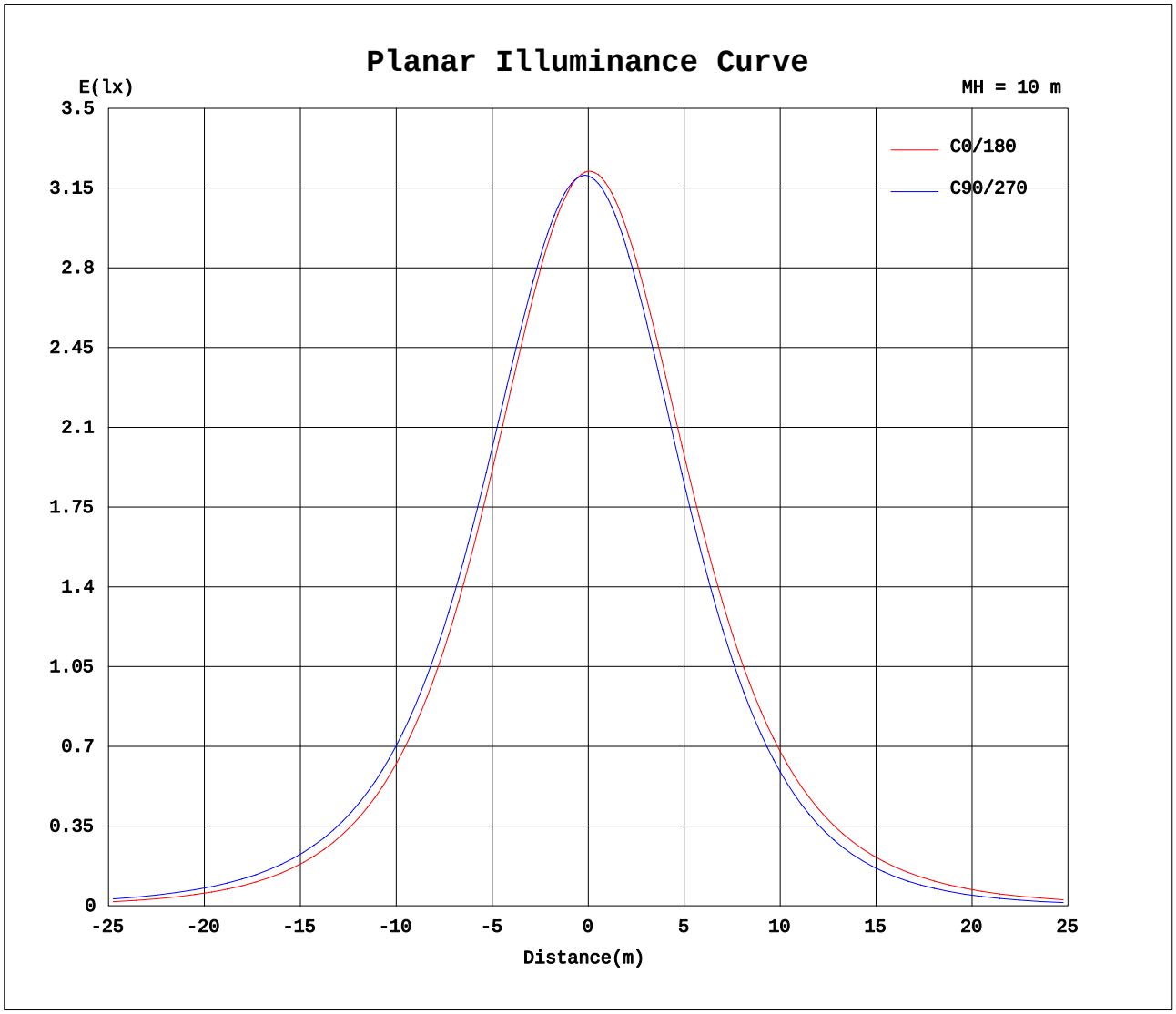

C Range: 0 - 360DEG
C Interval: 30.0DEG
Test Speed: HIGH
Temperature:25.3DEG
Operators:
Test Date:18 September 2026

γ Range: 0 - 180DEG
γ Interval: 1.0DEG
Test System:EVERFINE GO-2000A_V1 SYSTEM V2.0.295
Humidity:65.0%
Test Distance:14.200m [K=1.0000]
Remarks:

LUMINOUS DISTRIBUTION INTENSITY DATA

Test:U:120.5V I:0.0541A P:6.090W PF:0.9344 Lamp Flux:721.905x1 lm		
NAME:	TYPE:	WEIGHT:
SPEC.:	DIM.:	SERIAL No.:
MFR.:	SUR.:	Shielding Angle:

Table--1 UNIT: cd

γ (DEG) \ C(DEG)	0	30	60	90	120	150	180	210	240	270	300	330
0	322	322	321	320	320	321	322	322	321	320	320	321
5	320	320	320	321	322	322	321	321	319	316	315	316
10	313	314	315	317	320	319	317	316	313	309	306	308
15	303	304	306	310	314	313	309	307	304	298	293	296
20	290	291	294	300	305	303	297	295	291	283	278	280
25	273	274	278	286	293	290	282	280	275	265	258	262
30	253	254	259	269	276	273	263	262	256	244	236	240
35	230	232	237	248	257	253	242	240	234	221	211	216
40	204	206	212	225	235	231	218	216	209	195	184	189
45	177	179	185	199	210	205	192	190	182	167	155	160
50	147	149	156	171	183	178	163	161	153	137	125	128
55	116	119	125	141	154	148	133	131	122	105	93.4	95.7
60	84.2	86.6	93.4	110	123	117	102	99.7	90.5	73.7	62.0	63.8
65	53.2	55.5	61.8	78.0	91.2	85.5	70.2	68.3	59.4	43.6	33.7	36.0
70	26.6	28.2	33.1	47.1	59.5	54.3	40.7	39.2	31.7	19.9	13.9	15.6
75	10.4	11.2	13.4	21.8	31.4	27.4	18.1	17.2	12.9	7.74	5.25	5.75
80	3.50	3.95	5.02	8.31	12.6	10.9	6.81	6.52	4.73	1.64	0.00	0.16
85	0.00	0.00	0.00	1.99	4.54	3.63	0.93	0.70	0.00	0.00	0.00	0.00
90	0.00	0.00	0.00	0.00	0.00	0.00	0.00	0.00	0.00	0.00	0.00	0.00
95	0.00	0.00	0.00	0.00	0.00	0.00	0.00	0.00	0.00	0.00	0.00	0.00
100	0.00	0.00	0.00	0.00	0.00	0.00	0.00	0.00	0.00	0.00	0.00	0.00
105	0.00	0.00	0.00	0.00	0.00	0.00	0.00	0.00	0.00	0.00	0.00	0.00
110	0.00	0.00	0.00	0.00	0.00	0.00	0.00	0.00	0.00	0.00	0.00	0.00
115	0.00	0.00	0.00	0.00	0.00	0.00	0.00	0.00	0.00	0.00	0.00	0.00
120	0.00	0.00	0.00	0.00	0.00	0.00	0.00	0.00	0.00	0.00	0.00	0.00
125	0.00	0.00	0.00	0.00	0.00	0.00	0.00	0.00	0.00	0.00	0.00	0.00
130	0.00	0.00	0.00	0.00	0.00	0.00	0.00	0.00	0.00	0.00	0.00	0.00
135	0.00	0.00	0.00	0.00	0.00	0.00	0.00	0.00	0.00	0.00	0.00	0.00
140	0.00	0.00	0.00	0.00	0.00	0.00	0.00	0.00	0.00	0.00	0.00	0.00
145	0.00	0.00	0.00	0.00	0.00	0.00	0.00	0.00	0.00	0.00	0.00	0.00
150	0.00	0.00	0.00	0.00	0.00	0.00	0.00	0.00	0.00	0.00	0.00	0.00
155	0.00	0.00	0.00	0.00	0.00	0.00	0.00	0.00	0.00	0.00	0.00	0.00
160	0.00	0.00	0.00	0.00	0.00	0.00	0.00	0.00	0.00	0.00	0.00	0.00
165	0.00	0.00	0.00	0.00	0.00	0.00	0.00	0.00	0.00	0.00	0.00	0.00
170	0.00	0.00	0.00	0.00	0.00	0.00	0.00	0.00	0.00	0.00	0.00	0.00
175	0.00	0.00	0.00	0.00	0.00	0.00	0.00	0.00	0.00	0.00	0.00	0.00
180	0.00	0.00	0.00	0.00	0.00	0.00	0.00	0.00	0.00	0.00	0.00	0.00

C Range: 0 - 360DEG
C Interval: 30.0DEG
Test Speed: HIGH
Temperature:25.3DEG
Operators:
Test Date:18 September 2026

γ Range: 0 - 180DEG
γ Interval: 1.0DEG
Test System:EVERFINE GO-2000A_V1 SYSTEM V2.0.295
Humidity:65.0%
Test Distance:14.200m [K=1.0000]
Remarks: