LUMINAIRE PHOTOMETRIC TEST REPORT

Test:U:120.5V I:0.0544A P:6.136W PF:0.9350 Lamp Flux:727.865x1 lm		
NAME:	TYPE:	WEIGHT:
SPEC.:	DIM.:	SERIAL No.:
MFR.:	SUR.:	Shielding Angle:

DATA OF LAMP		PHOTOMETRIC DATA Eff: 118.63 lm/W			
MODEL	PT-CDL-SD-L-12-DD-5C3P-4-6w-4000k	Imax(cd)	325.3	S/MH(C0/180)	1.19
NOMINAL POWER(W)	6	LOR(%)	100.0	S/MH(C90/270)	1.18
RATED VOLTAGE(V)	120	TOTAL FLUX(lm)	727.86	η UP,DN(C0-180)	0.0,51.7
NOMINAL FLUX(lm)	727.865	CIE CLASS	DIRECT	η UP,DN(C180-360)	0.0,48.3
LAMPS INSIDE	1	η up(%)	0.0	CIBSE SHR NOM	1.25
TEST VOLTAGE(V)	120	η down(%)	100.0	CIBSE SHR MAX	1.35

LUMINOUS INTENSITY DISTRIBUTION DIAGRAM

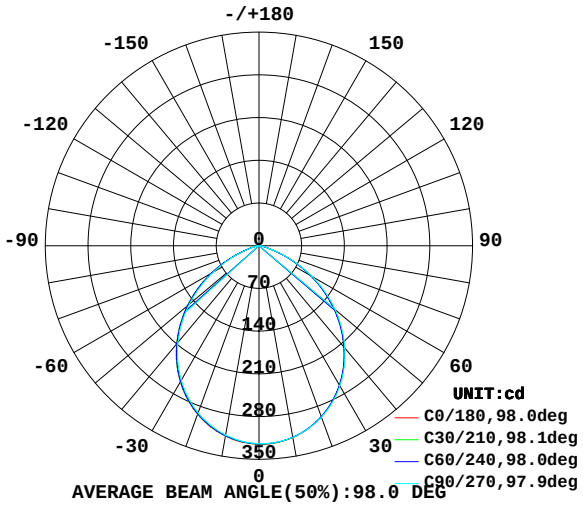

AVERAGE BEAM ANGLE(50%):98.0 DEG

C0 PLANE ISOLUX DIAGRAM (UNIT:lx)

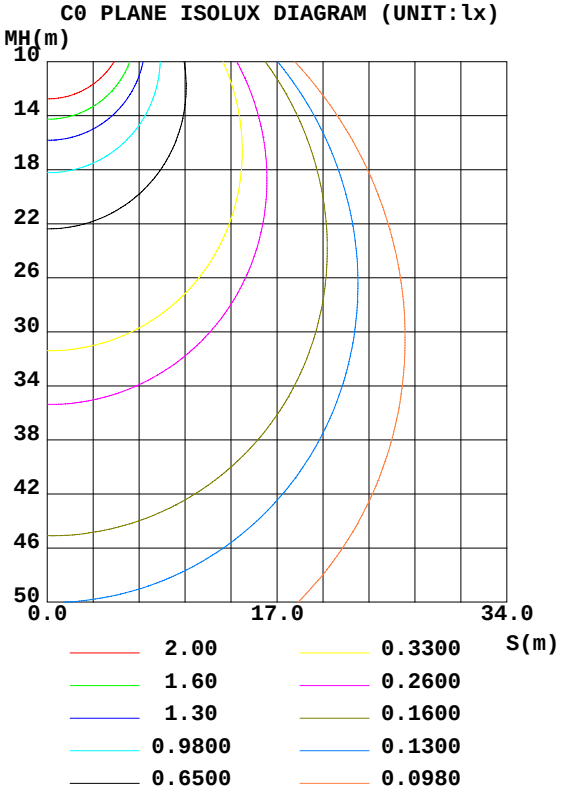

C Range: 0 - 360DEG
C Interval: 30.0DEG
Test Speed: HIGH
Temperature:25.3DEG
Operators:
Test Date:18 September 2026

γ Range: 0 - 180DEG
γ Interval: 1.0DEG
Test System:EVERFINE GO-2000A_V1 SYSTEM V2.0.295
Humidity:65.0%
Test Distance:14.200m [K=1.0000]
Remarks:

ZONAL FLUX DIAGRAM

ZONAL FLUX DIAGRAM:

γ	C0	C45	C90	C135	C180	C225	C270	C315	γ	Φ zone	Φ total	%lum,lamp
10	319.1	318.8	318.9	318.7	316.7	316.0	315.0	314.3	0- 10	30.62	30.62	4.21,4.21
20	298.4	298.3	299.1	299.2	293.8	293.2	291.5	290.4	10- 20	86.82	117.4	16.1,16.1
30	263.8	263.8	265.2	265.9	257.8	257.0	254.6	253.0	20- 30	128.6	246.0	33.8,33.8
40	216.6	217.0	219.0	220.3	209.9	209.3	206.4	204.2	30- 40	148.5	394.5	54.2,54.2
50	160.4	160.6	163.0	165.0	153.0	152.4	149.2	146.8	40- 50	142.8	537.2	73.8,73.8
60	97.73	97.64	100.0	102.9	90.06	89.73	86.09	82.58	50- 60	111.7	648.9	89.2,89.2
70	36.64	36.08	37.34	40.84	30.84	30.79	27.73	25.44	60- 70	61.30	710.2	97.6,97.6
80	6.024	5.657	5.900	6.729	4.451	4.487	3.752	2.985	70- 80	16.44	726.7	99.8,99.8
90	0	0	0	0	0	0	0	0	80- 90	1.186	727.9	100,100
100	0	0	0	0	0	0	0	0	90-100	0	727.9	100,100
110	0	0	0	0	0	0	0	0	100-110	0	727.9	100,100
120	0	0	0	0	0	0	0	0	110-120	0	727.9	100,100
130	0	0	0	0	0	0	0	0	120-130	0	727.9	100,100
140	0	0	0	0	0	0	0	0	130-140	0	727.9	100,100
150	0	0	0	0	0	0	0	0	140-150	0	727.9	100,100
160	0	0	0	0	0	0	0	0	150-160	0	727.9	100,100
170	0	0	0	0	0	0	0	0	160-170	0	727.9	100,100
180	0	0	0	0	0	0	0	0	170-180	0	727.9	100,100
DEG	LUMINOUS INTENSITY:cd									UNIT:lm		

C Range: 0 - 360DEG
C Interval: 30.0DEG
Test Speed: HIGH
Temperature:25.3DEG
Operators:
Test Date:18 September 2026

γ Range: 0 - 180DEG
γ Interval: 1.0DEG
Test System:EVERFINE GO-2000A_V1 SYSTEM V2.0.295
Humidity:65.0%
Test Distance:14.200m [K=1.0000]
Remarks:

CU AND LUMINAIRE BUDGETARY ESTIMATE DIAGRAM

Test:U:120.5V I:0.0544A P:6.136W PF:0.9350 Lamp Flux:727.865x1 lm		
NAME:	TYPE:	WEIGHT:
SPEC.:	DIM.:	SERIAL No.:
MFR.:	SUR.:	Shielding Angle:

ρcc	80%			70%			50%			30%			10%			0
ρw	50%	30%	10%	50%	30%	10%	50%	30%	10%	50%	30%	10%	50%	30%	10%	0
ρfc	20%			20%			20%			20%			20%			0
RCR	RCR:Room Cavity Ratio			Coefficients of Utilization(CU)												
0.0	1.19	1.19	1.19	1.16	1.16	1.16	1.11	1.11	1.11	1.06	1.06	1.06	1.02	1.02	1.02	1.00
1.0	1.07	1.03	1.00	1.05	1.01	.98	1.00	.98	.95	.97	.94	.92	.93	.91	.90	.88
2.0	.95	.89	.84	.93	.88	.83	.90	.85	.81	.86	.83	.79	.83	.80	.78	.76
3.0	.84	.77	.71	.83	.76	.71	.80	.74	.70	.77	.73	.68	.75	.71	.67	.65
4.0	.76	.68	.62	.74	.67	.61	.72	.65	.60	.70	.64	.60	.68	.63	.59	.57
5.0	.68	.60	.54	.67	.59	.53	.65	.58	.53	.63	.57	.52	.61	.56	.52	.50
6.0	.62	.53	.47	.61	.53	.47	.59	.52	.47	.57	.51	.46	.56	.50	.46	.44
7.0	.56	.48	.42	.55	.48	.42	.54	.47	.42	.52	.46	.41	.51	.46	.41	.39
8.0	.51	.43	.38	.51	.43	.38	.49	.43	.38	.48	.42	.37	.47	.41	.37	.35
9.0	.47	.40	.34	.47	.39	.34	.46	.39	.34	.45	.38	.34	.44	.38	.34	.32
10.0	.44	.36	.31	.43	.36	.31	.42	.36	.31	.41	.35	.31	.41	.35	.31	.29

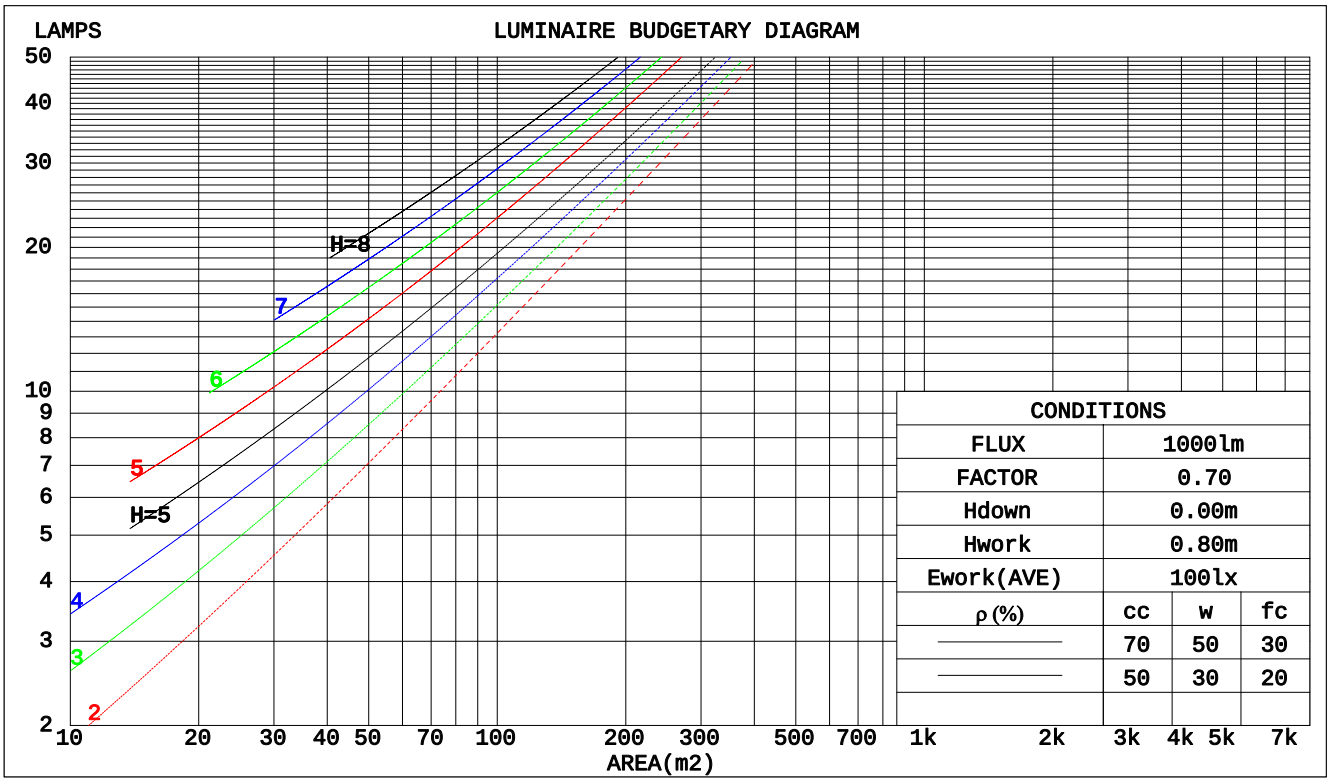

C Range: 0 - 360DEG
C Interval: 30.0DEG
Test Speed: HIGH
Temperature:25.3DEG
Operators:
Test Date:18 September 2026

γ Range: 0 - 180DEG
γ Interval: 1.0DEG
Test System:EVERFINE GO-2000A_V1 SYSTEM V2.0.295
Humidity:65.0%
Test Distance:14.200m [K=1.0000]
Remarks:

WEC AND CCEC

Test:U:120.5V I:0.0544A P:6.136W PF:0.9350 Lamp Flux:727.865x1 lm		
NAME:	TYPE:	WEIGHT:
SPEC.:	DIM.:	SERIAL No.:
MFR.:	SUR.:	Shielding Angle:

ρcc	80%			70%			50%			30%			10%			0
ρw	50%	30%	10%	50%	30%	10%	50%	30%	10%	50%	30%	10%	50%	30%	10%	0
ρfc	20%			20%			20%			20%			20%			0
RCR	RCR:Room Cavity Ratio						Wall Exitance Coeffcients(WEC)									
0.0																
1.0	.255	.145	.046	.248	.141	.045	.235	.135	.043	.223	.129	.041	.212	.123	.040	
2.0	.249	.137	.042	.243	.134	.041	.232	.129	.040	.222	.124	.039	.212	.120	.038	
3.0	.237	.126	.038	.232	.124	.037	.222	.120	.037	.213	.117	.036	.204	.113	.035	
4.0	.223	.116	.034	.219	.114	.034	.210	.111	.033	.202	.108	.033	.194	.105	.032	
5.0	.210	.107	.031	.206	.106	.031	.198	.103	.030	.191	.101	.030	.184	.098	.030	
6.0	.197	.099	.028	.193	.098	.028	.186	.095	.028	.180	.093	.027	.174	.091	.027	
7.0	.185	.092	.026	.182	.091	.026	.176	.089	.026	.170	.087	.025	.164	.085	.025	
8.0	.174	.085	.024	.171	.084	.024	.166	.083	.024	.160	.081	.023	.156	.080	.023	
9.0	.164	.080	.022	.162	.079	.022	.157	.077	.022	.152	.076	.022	.148	.075	.022	
10.0	.155	.075	.021	.153	.074	.021	.148	.073	.020	.144	.072	.020	.140	.070	.020	

ρcc	80%			70%			50%			30%			10%			0
ρw	50%	30%	10%	50%	30%	10%	50%	30%	10%	50%	30%	10%	50%	30%	10%	0
ρfc	20%			20%			20%			20%			20%			0
RCR	RCR:Room Cavity Ratio						Ceiling Cavity Exitance Coefficients(CCEC)									
0.0	.190	.190	.190	.163	.163	.163	.111	.111	.111	.064	.064	.064	.020	.020	.020	
1.0	.176	.157	.139	.151	.134	.119	.103	.092	.083	.059	.054	.048	.019	.017	.016	
2.0	.167	.132	.103	.143	.114	.089	.098	.079	.062	.056	.046	.036	.018	.015	.012	
3.0	.158	.114	.079	.136	.098	.068	.093	.068	.048	.054	.040	.028	.017	.013	.009	
4.0	.150	.100	.062	.129	.087	.054	.089	.060	.038	.051	.035	.022	.017	.012	.007	
5.0	.143	.090	.050	.123	.078	.044	.085	.054	.031	.049	.032	.018	.016	.010	.006	
6.0	.137	.081	.042	.117	.070	.036	.081	.049	.026	.047	.029	.015	.015	.009	.005	
7.0	.130	.074	.035	.112	.064	.031	.077	.045	.022	.045	.027	.013	.015	.009	.004	
8.0	.124	.068	.030	.107	.059	.026	.074	.042	.019	.043	.025	.011	.014	.008	.004	
9.0	.119	.064	.026	.102	.055	.023	.071	.039	.016	.041	.023	.010	.013	.008	.003	
10.0	.113	.059	.023	.098	.051	.020	.068	.036	.014	.040	.021	.009	.013	.007	.003	

C Range: 0 - 360DEG
C Interval: 30.0DEG
Test Speed: HIGH
Temperature:25.3DEG
Operators:
Test Date:18 September 2026

γ Range: 0 - 180DEG
γ Interval: 1.0DEG
Test System:EVERFINE GO-2000A_V1 SYSTEM V2.0.295
Humidity:65.0%
Test Distance:14.200m [K=1.0000]
Remarks:

UGR(Unified Glare Rating) Table

Test:U:120.5V I:0.0544A P:6.136W PF:0.9350 Lamp Flux:727.865x1 lm		
NAME:	TYPE:	WEIGHT:
SPEC.:	DIM.:	SERIAL No.:
MFR.:	SUR.:	Shielding Angle:

ceiling/cavity	0.7	0.7	0.5	0.5	0.3	0.7	0.7	0.5	0.5	0.3
walls	0.5	0.3	0.5	0.3	0.3	0.5	0.3	0.5	0.3	0.3
working plane	0.2	0.2	0.2	0.2	0.2	0.2	0.2	0.2	0.2	0.2
Room dimensions	Viewed crosswise					Viewed endwise				
x = 2H y = 2H	26.7	28.1	27.0	28.3	28.5	26.8	28.2	27.0	28.4	28.5
3H	27.3	28.6	27.6	28.8	29.1	27.4	28.6	27.6	28.8	29.1
4H	27.4	28.6	27.7	28.8	29.1	27.4	28.6	27.7	28.8	29.1
6H	27.3	28.4	27.6	28.7	29.0	27.3	28.5	27.7	28.7	29.0
8H	27.3	28.4	27.6	28.6	28.9	27.3	28.4	27.6	28.7	28.9
12H	27.2	28.3	27.6	28.6	28.8	27.2	28.3	27.6	28.6	28.9
4H 2H	27.1	28.3	27.4	28.5	28.8	27.1	28.3	27.4	28.5	28.8
3H	27.7	28.8	28.1	29.1	29.4	27.7	28.8	28.1	29.1	29.4
4H	27.8	28.7	28.2	29.1	29.4	27.8	28.7	28.2	29.1	29.4
6H	27.8	28.6	28.2	29.0	29.3	27.8	28.6	28.2	29.0	29.3
8H	27.8	28.5	28.2	28.9	29.3	27.7	28.5	28.2	28.9	29.3
12H	27.7	28.4	28.1	28.8	29.2	27.7	28.4	28.1	28.8	29.2
8H 4H	27.8	28.5	28.2	28.9	29.3	27.8	28.5	28.2	28.9	29.3
6H	27.8	28.4	28.2	28.8	29.2	27.8	28.4	28.2	28.8	29.2
8H	27.7	28.3	28.2	28.7	29.2	27.7	28.3	28.2	28.7	29.2
12H	27.7	28.2	28.2	28.6	29.1	27.7	28.2	28.2	28.6	29.1
12H 4H	27.7	28.4	28.1	28.8	29.2	27.7	28.4	28.1	28.8	29.2
6H	27.7	28.3	28.2	28.7	29.2	27.7	28.3	28.2	28.7	29.1
8H	27.7	28.2	28.2	28.6	29.1	27.7	28.2	28.2	28.6	29.1
Variations with the observer position at spacings:										
S = 1.0H	+ 0.5 / - 0.6					+ 0.4 / - 0.6				
1.5H	+ 0.2 / - 0.5					+ 0.3 / - 0.5				
2.0H	+ 0.8 / - 0.9					+ 0.9 / - 1.0				

CIE Pub.117 Corrected 727.9 lm Total Lamp Luminous Flux.(8log(F/F0) = -1.1)

C Range: 0 - 360DEG
C Interval: 30.0DEG
Test Speed: HIGH
Temperature:25.3DEG
Operators:
Test Date:18 September 2026

γ Range: 0 - 180DEG
γ Interval: 1.0DEG
Test System:EVERFINE GO-2000A_V1 SYSTEM V2.0.295
Humidity:65.0%
Test Distance:14.200m [K=1.0000]
Remarks:

UTILIZATION FACTORS TABLE

Test:U:120.5V I:0.0544A P:6.136W PF:0.9350 Lamp Flux:727.865x1 lm		
NAME:	TYPE:	WEIGHT:
SPEC.:	DIM.:	SERIAL No.:
MFR.:	SUR.:	Shielding Angle:

REFLECTANCE										
Ceiling	0.8	0.8	0.8	0.7	0.7	0.7	0.5	0.5	0.5	0
Walls	0.7	0.5	0.3	0.7	0.5	0.3	0.7	0.5	0.3	0
Working plane	0.2	0.2	0.2	0.2	0.2	0.2	0.2	0.2	0.2	0
ROOM INDEX	UTILIZATION FACTORS(PERCENT) k(RI) x RCR = 5									
k = 0.60	63	52	45	62	52	45	61	51	45	39
0.80	73	63	56	72	62	56	70	61	55	49
1.00	82	72	65	80	71	65	78	72	65	58
1.25	88	79	73	87	79	73	85	77	72	66
1.50	93	85	79	92	84	78	89	82	77	71
2.00	99	92	87	98	91	86	94	89	85	78
2.50	103	96	91	101	95	90	97	92	88	81
3.00	106	100	95	103	98	94	100	95	92	84
4.00	109	104	100	107	102	99	103	99	96	88
5.00	111	107	104	108	105	102	104	101	99	90
ROOM INDEX	UF(total)									Direct
According to DIN EN 13032-2 2004				Suspended					SHRNOM = 1.25	

C Range: 0 - 360DEG
C Interval: 30.0DEG
Test Speed: HIGH
Temperature:25.3DEG
Operators:
Test Date:18 September 2026

γ Range: 0 - 180DEG
γ Interval: 1.0DEG
Test System:EVERFINE GO-2000A_V1 SYSTEM V2.0.295
Humidity:65.0%
Test Distance:14.200m [K=1.0000]
Remarks:

ISOCANDELA DIAGRAM

Test:U:120.5V I:0.0544A P:6.136W PF:0.9350 Lamp Flux:727.865x1 lm		
NAME:	TYPE:	WEIGHT:
SPEC.:	DIM.:	SERIAL No.:
MFR.:	SUR.:	Shielding Angle:

Conical surface Flux(90deg):
468.18 lm
%lum = 64.3%
%lamp = 64.3%

Conical surface Flux(120deg):
648.93 lm
%lum = 89.2%
%lamp = 89.2%

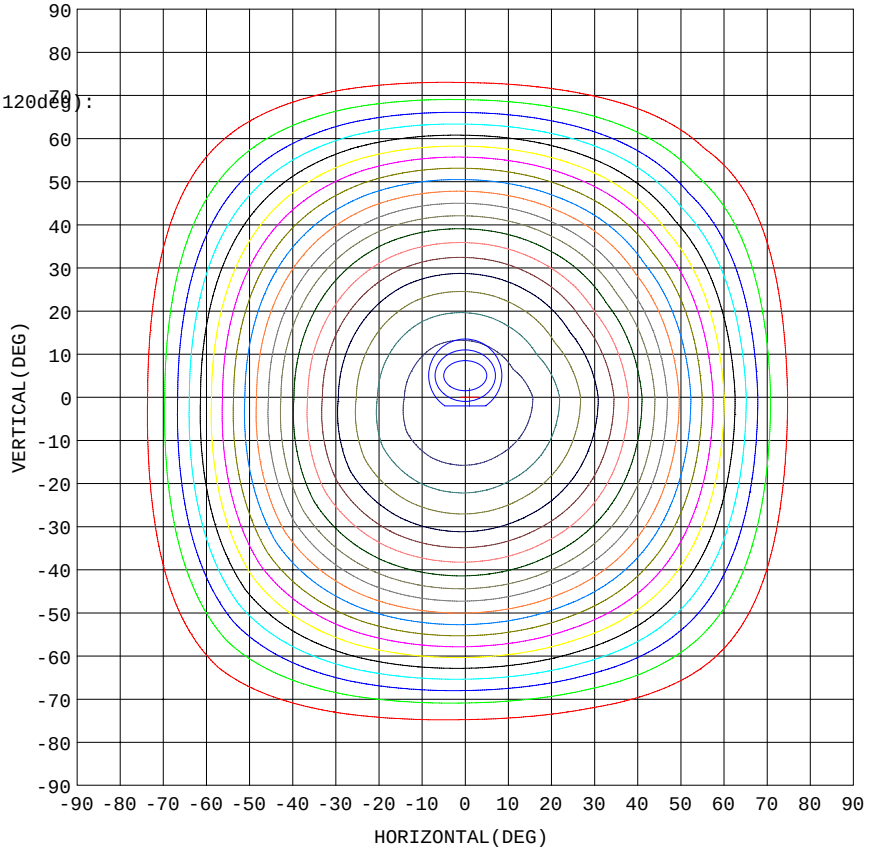

5% 16.27
10% 32.53
15% 48.80
20% 65.06
25% 81.33
30% 97.59
35% 113.9
40% 130.1
45% 146.4
50% 162.7
55% 178.9
60% 195.2
65% 211.4
70% 227.7
75% 244.0
80% 260.2
85% 276.5
90% 292.8
95% 309.0

1. AVG=320.7,MIN=317.1
2. AVG=319.9,MIN=313.2
3. AVG=318.7,MIN=308.3

Imax:325.3(H1.0,V0.0)
(At:C=0.0,Gamma=1.0)
UNIT: cd

C Range: 0 - 360DEG
C Interval: 30.0DEG
Test Speed: HIGH
Temperature:25.3DEG
Operators:
Test Date:18 September 2026

γ Range: 0 - 180DEG
γ Interval: 1.0DEG
Test System:EVERFINE GO-2000A_V1 SYSTEM V2.0.295
Humidity:65.0%
Test Distance:14.200m [K=1.0000]
Remarks:

AAI Figure

Test:U:120.5V I:0.0544A P:6.136W PF:0.9350 Lamp Flux:727.865x1 lm		
NAME:	TYPE:	WEIGHT:
SPEC.:	DIM.:	SERIAL No.:
MFR.:	SUR.:	Shielding Angle:

Flux out:523.9 lm

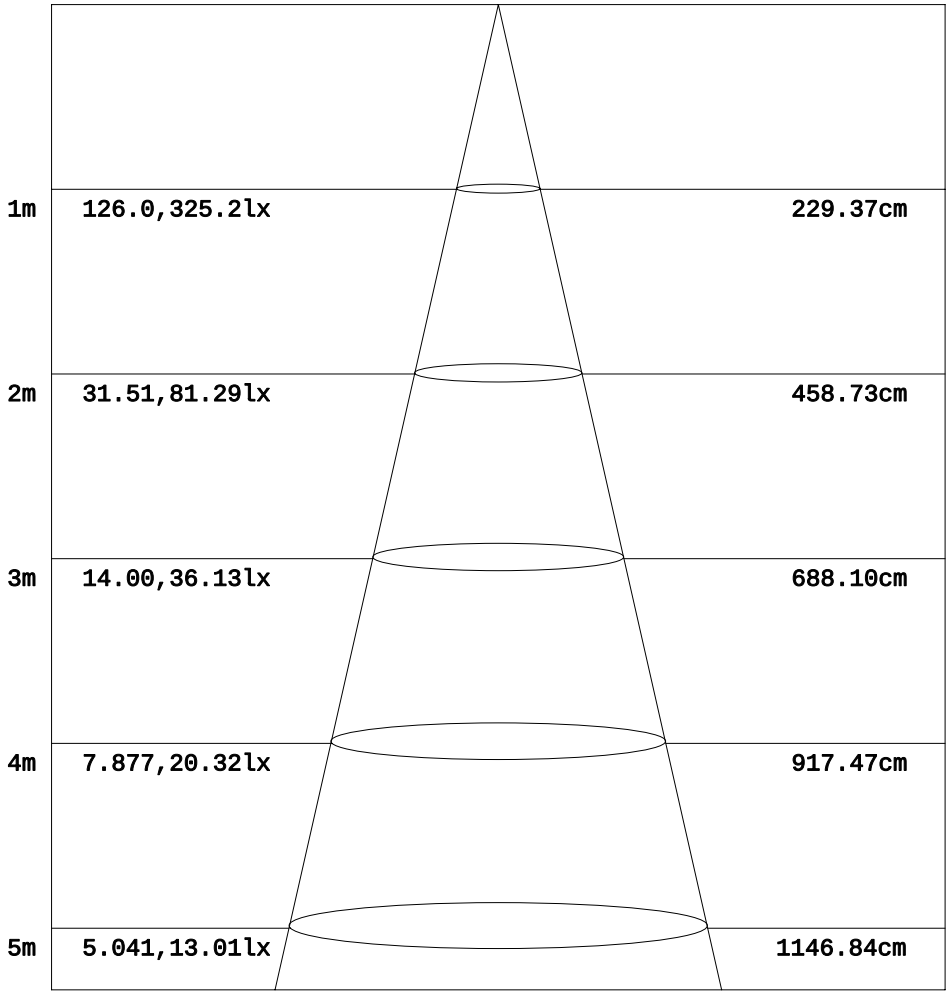

Height Eavg,Emax Angle:97.83deg Diameter

Note:The Curves indicate the illuminated area and the average illumination when the luminaire is at different distance.

C Range: 0 - 360DEG
C Interval: 30.0DEG
Test Speed: HIGH
Temperature:25.3DEG
Operators:
Test Date:18 September 2026

γ Range: 0 - 180DEG
γ Interval: 1.0DEG
Test System:EVERFINE GO-2000A_V1 SYSTEM V2.0.295
Humidity:65.0%
Test Distance:14.200m [K=1.0000]
Remarks:

ISOLUX DIAGRAM

Test:U:120.5V I:0.0544A P:6.136W PF:0.9350 Lamp Flux:727.865x1 lm		
NAME:	TYPE:	WEIGHT:
SPEC.:	DIM.:	SERIAL No.:
MFR.:	SUR.:	Shielding Angle:

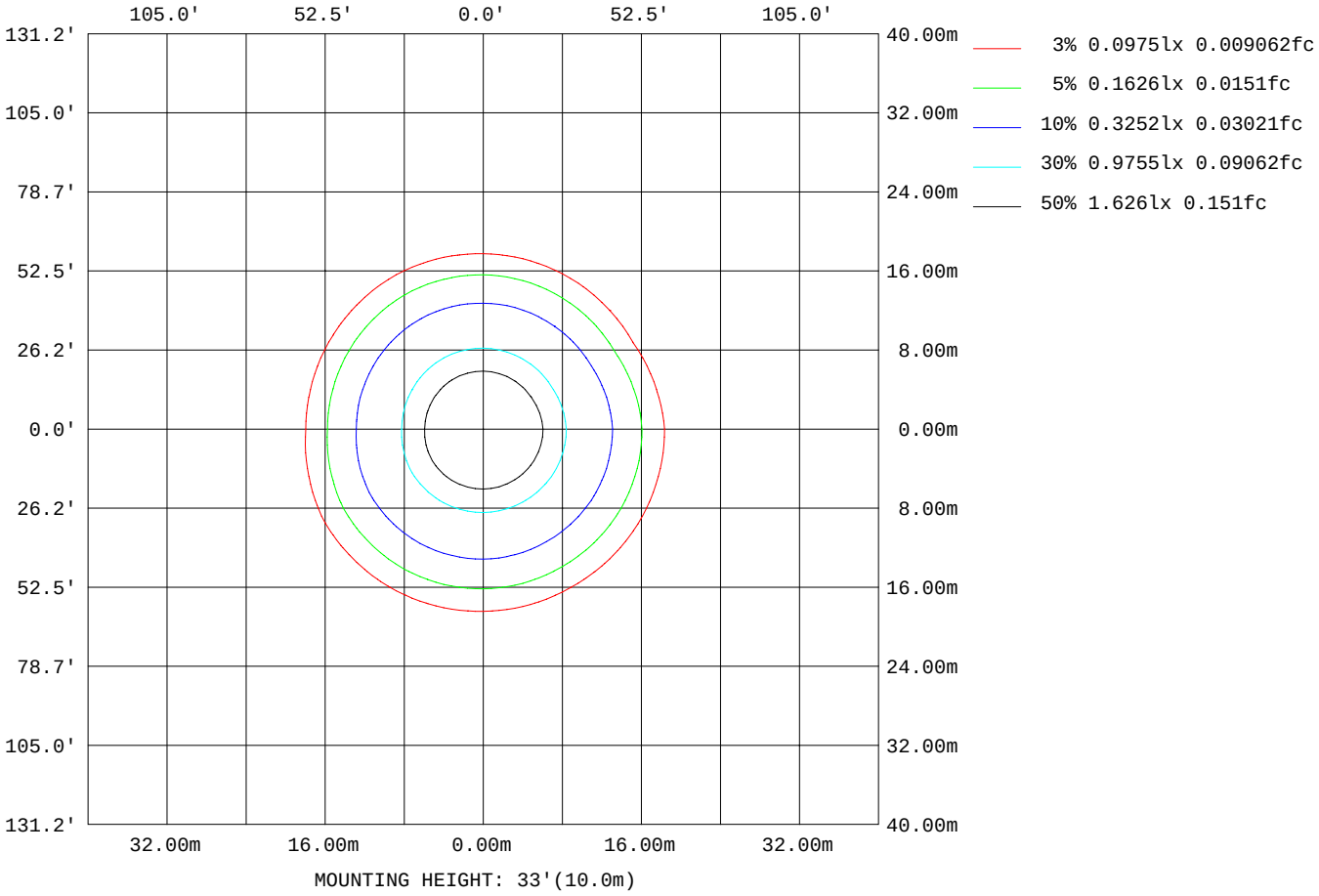

C Range: 0 - 360DEG
C Interval: 30.0DEG
Test Speed: HIGH
Temperature:25.3DEG
Operators:
Test Date:18 September 2026

γ Range: 0 - 180DEG
γ Interval: 1.0DEG
Test System:EVERFINE GO-2000A_V1 SYSTEM V2.0.295
Humidity:65.0%
Test Distance:14.200m [K=1.0000]
Remarks:

LED Avg.L Report

Test:U:120.5V I:0.0544A P:6.136W PF:0.9350 Lamp Flux:727.865x1 lm		
NAME:	TYPE:	WEIGHT:
SPEC.:	DIM.:	SERIAL No.:
MFR.:	SUR.:	Shielding Angle:

AvgL	cd/m2
L_0~180(65)av	36872
L_0~180(75)av	13466
L_0~180(85)av	18
L_90~270(65)av	36181
L_90~270(75)av	12793
L_90~270(85)av	0
L_45(65)av	36402
L_45(75)av	13367
L_45(85)av	639

Standard: GB/T 29293-2012

C Range: 0 - 360DEG
C Interval: 30.0DEG
Test Speed: HIGH
Temperature:25.3DEG
Operators:
Test Date:18 September 2026

γ Range: 0 - 180DEG
γ Interval: 1.0DEG
Test System:EVERFINE GO-2000A_V1 SYSTEM V2.0.295
Humidity:65.0%
Test Distance:14.200m [K=1.0000]
Remarks:

Planar Illuminance Curve

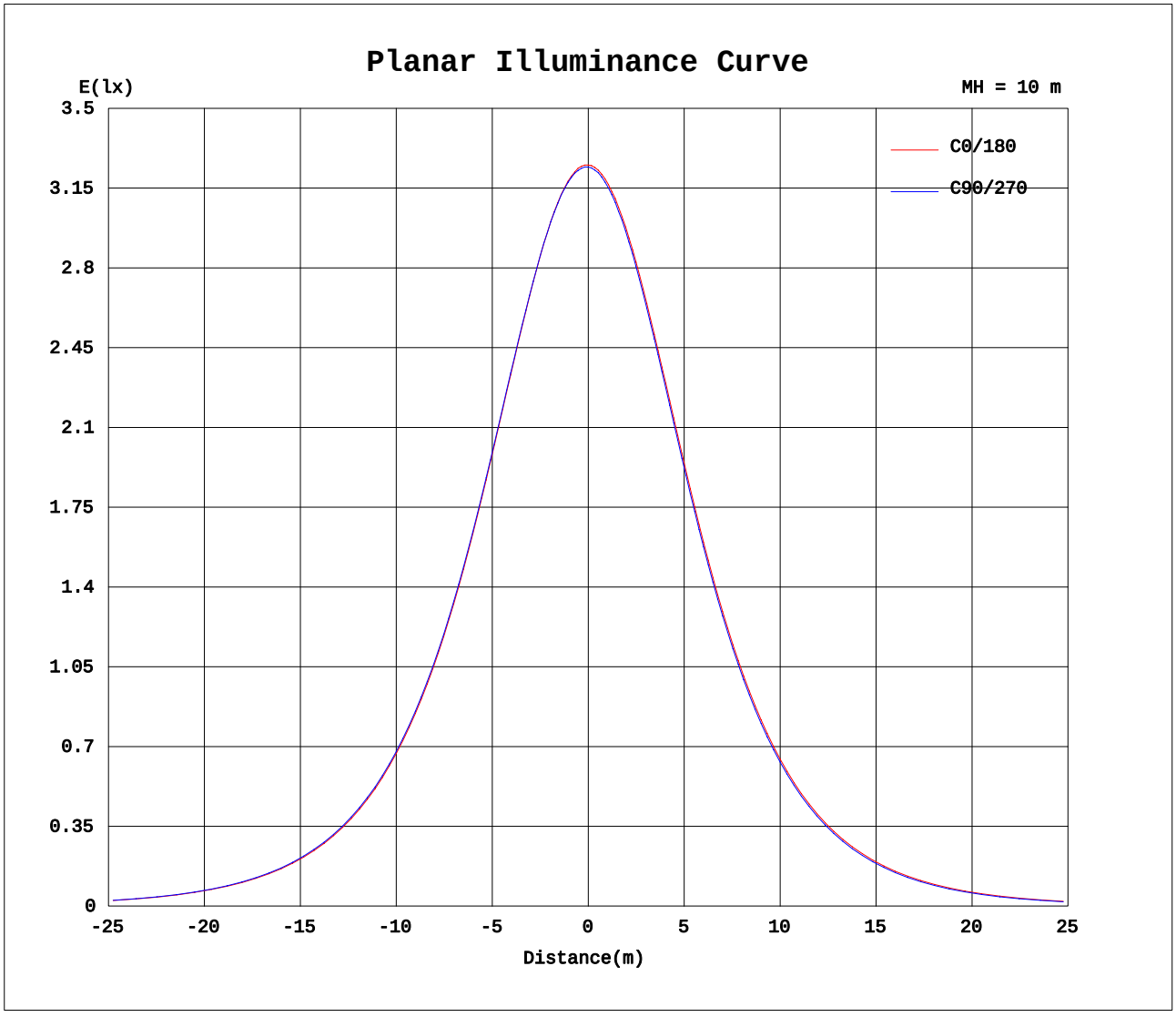

C Range: 0 - 360DEG
C Interval: 30.0DEG
Test Speed: HIGH
Temperature:25.3DEG
Operators:
Test Date:18 September 2026

γ Range: 0 - 180DEG
γ Interval: 1.0DEG
Test System:EVERFINE GO-2000A_V1 SYSTEM V2.0.295
Humidity:65.0%
Test Distance:14.200m [K=1.0000]
Remarks:

LUMINOUS DISTRIBUTION INTENSITY DATA

Test:U:120.5V I:0.0544A P:6.136W PF:0.9350 Lamp Flux:727.865x1 lm		
NAME:	TYPE:	WEIGHT:
SPEC.:	DIM.:	SERIAL No.:
MFR.:	SUR.:	Shielding Angle:

Table--1 UNIT: cd

γ (DEG) \ C(DEG)	0	30	60	90	120	150	180	210	240	270	300	330
0	325	325	325	324	324	324	325	325	325	324	324	324
5	324	324	324	323	323	323	323	322	322	321	321	321
10	319	319	319	319	319	318	317	316	316	315	314	314
15	310	311	310	311	311	310	307	306	306	305	304	304
20	298	299	298	299	299	299	294	293	293	292	290	290
25	283	283	283	284	285	284	277	277	277	275	273	273
30	264	264	264	265	266	266	258	257	257	255	253	253
35	242	242	242	243	245	244	235	235	234	232	230	230
40	217	217	217	219	221	220	210	209	209	206	204	204
45	190	190	189	192	194	194	182	182	182	179	176	176
50	160	161	160	163	165	165	153	152	152	149	147	147
55	130	130	129	132	135	135	122	121	122	118	115	115
60	97.7	98.2	97.1	100	103	103	90.1	89.8	89.6	86.1	83.6	81.5
65	66.0	66.2	64.9	67.5	70.6	71.2	58.7	58.5	58.4	54.8	52.7	50.0
70	36.6	36.8	35.4	37.3	40.4	41.3	30.8	30.9	30.7	27.7	26.2	24.7
75	15.4	15.4	14.4	15.5	17.5	18.3	12.5	12.5	12.4	11.0	10.3	9.75
80	6.02	5.91	5.40	5.90	6.55	6.91	4.45	4.53	4.45	3.75	3.25	2.72
85	0.01	0.00	0.01	0.00	0.59	0.99	0.00	0.00	0.00	0.00	0.00	0.00
90	0.00	0.00	0.00	0.00	0.00	0.00	0.00	0.00	0.00	0.00	0.00	0.00
95	0.00	0.00	0.00	0.00	0.00	0.00	0.00	0.00	0.00	0.00	0.00	0.00
100	0.00	0.00	0.00	0.00	0.00	0.00	0.00	0.00	0.00	0.00	0.00	0.00
105	0.00	0.00	0.00	0.00	0.00	0.00	0.00	0.00	0.00	0.00	0.00	0.00
110	0.00	0.00	0.00	0.00	0.00	0.00	0.00	0.00	0.00	0.00	0.00	0.00
115	0.00	0.00	0.00	0.00	0.00	0.00	0.00	0.00	0.00	0.00	0.00	0.00
120	0.00	0.00	0.00	0.00	0.00	0.00	0.00	0.00	0.00	0.00	0.00	0.00
125	0.00	0.00	0.00	0.00	0.00	0.00	0.00	0.00	0.00	0.00	0.00	0.00
130	0.00	0.00	0.00	0.00	0.00	0.00	0.00	0.00	0.00	0.00	0.00	0.00
135	0.00	0.00	0.00	0.00	0.00	0.00	0.00	0.00	0.00	0.00	0.00	0.00
140	0.00	0.00	0.00	0.00	0.00	0.00	0.00	0.00	0.00	0.00	0.00	0.00
145	0.00	0.00	0.00	0.00	0.00	0.00	0.00	0.00	0.00	0.00	0.00	0.00
150	0.00	0.00	0.00	0.00	0.00	0.00	0.00	0.00	0.00	0.00	0.00	0.00
155	0.00	0.00	0.00	0.00	0.00	0.00	0.00	0.00	0.00	0.00	0.00	0.00
160	0.00	0.00	0.00	0.00	0.00	0.00	0.00	0.00	0.00	0.00	0.00	0.00
165	0.00	0.00	0.00	0.00	0.00	0.00	0.00	0.00	0.00	0.00	0.00	0.00
170	0.00	0.00	0.00	0.00	0.00	0.00	0.00	0.00	0.00	0.00	0.00	0.00
175	0.00	0.00	0.00	0.00	0.00	0.00	0.00	0.00	0.00	0.00	0.00	0.00
180	0.00	0.00	0.00	0.00	0.00	0.00	0.00	0.00	0.00	0.00	0.00	0.00

C Range: 0 - 360DEG
C Interval: 30.0DEG
Test Speed: HIGH
Temperature:25.3DEG
Operators:
Test Date:18 September 2026

γ Range: 0 - 180DEG
γ Interval: 1.0DEG
Test System:EVERFINE GO-2000A_V1 SYSTEM V2.0.295
Humidity:65.0%
Test Distance:14.200m [K=1.0000]
Remarks: