LUMINAIRE PHOTOMETRIC TEST REPORT

Test:U:120.5V I:0.0548A P:6.181W PF:0.9356 Lamp Flux:724.238x1 lm		
NAME:	TYPE:	WEIGHT:
SPEC.:	DIM.:	SERIAL No.:
MFR.:	SUR.:	Shielding Angle:

DATA OF LAMP		PHOTOMETRIC DATA Eff: 117.18 lm/W			
MODEL	PT-CDL-SD-L-12-DD-5C3P-4-6w-5000k	Imax(cd)	323.0	S/MH(C0/180)	1.19
NOMINAL POWER(W)	6	LOR(%)	100.0	S/MH(C90/270)	1.18
RATED VOLTAGE(V)	120	TOTAL FLUX(lm)	724.24	η UP,DN(C0-180)	0.0,51.6
NOMINAL FLUX(lm)	724.238	CIE CLASS	DIRECT	η UP,DN(C180-360)	0.0,48.4
LAMPS INSIDE	1	η up(%)	0.0	CIBSE SHR NOM	1.25
TEST VOLTAGE(V)	120	η down(%)	100.0	CIBSE SHR MAX	1.35

LUMINOUS INTENSITY DISTRIBUTION DIAGRAM

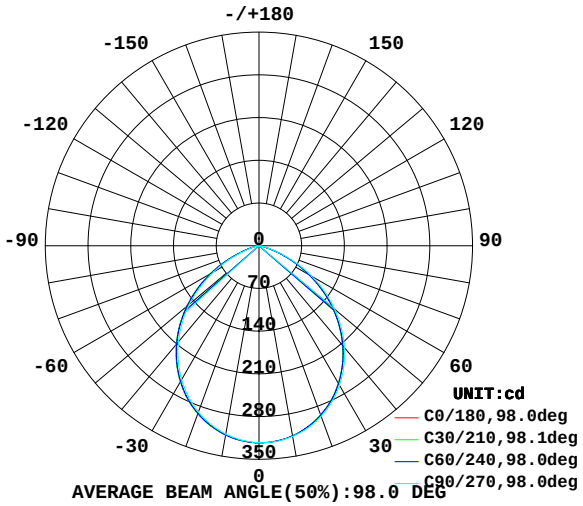

AVERAGE BEAM ANGLE(50%):98.0 DEG

C0 PLANE ISOLUX DIAGRAM (UNIT:lx)

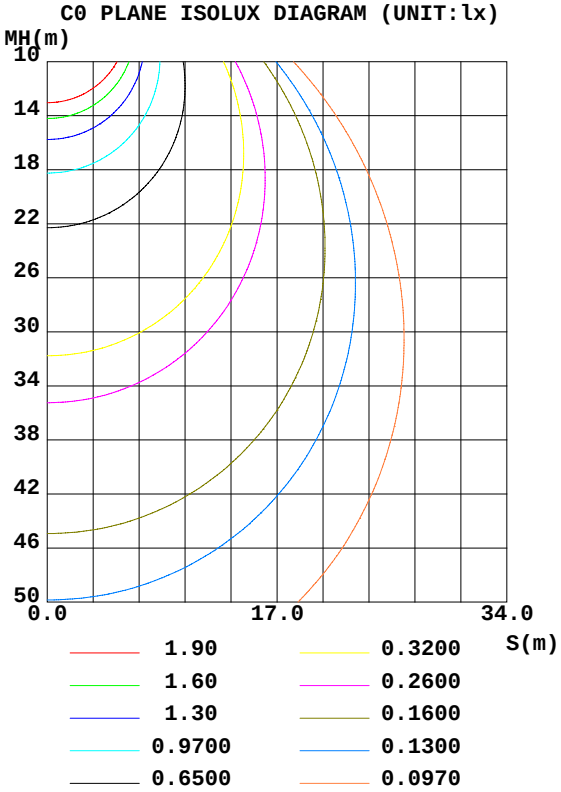

C Range: 0 - 360DEG
C Interval: 30.0DEG
Test Speed: HIGH
Temperature:25.3DEG
Operators:
Test Date:18 September 2026

γ Range: 0 - 180DEG
γ Interval: 1.0DEG
Test System:EVERFINE GO-2000A_V1 SYSTEM V2.0.295
Humidity:65.0%
Test Distance:14.200m [K=1.0000]
Remarks:

ZONAL FLUX DIAGRAM

ZONAL FLUX DIAGRAM:

γ	C0	C45	C90	C135	C180	C225	C270	C315	γ	Φ zone	Φ total	%lum,lamp
10	316.2	316.3	317.3	318.0	315.2	314.9	313.4	312.4	0- 10	30.46	30.46	4.21,4.21
20	295.2	295.3	297.6	299.1	292.9	292.7	290.1	288.1	10- 20	86.35	116.8	16.1,16.1
30	260.4	260.5	263.8	266.5	257.4	257.3	253.5	250.4	20- 30	127.9	244.7	33.8,33.8
40	213.3	213.5	217.9	221.5	210.3	210.3	205.5	201.4	30- 40	147.7	392.4	54.2,54.2
50	157.2	157.0	162.2	166.8	154.1	154.3	148.5	143.9	40- 50	142.1	534.4	73.8,73.8
60	94.84	94.27	99.40	105.1	91.67	92.09	85.72	79.80	50- 60	111.2	645.6	89.1,89.1
70	34.60	33.54	37.01	42.93	32.42	32.79	27.61	23.80	60- 70	61.04	706.6	97.6,97.6
80	5.555	5.064	5.836	7.262	4.852	4.972	3.739	2.513	70- 80	16.43	723.0	99.8,99.8
90	0	0	0	0	0	0	0	0	80- 90	1.196	724.2	100,100
100	0	0	0	0	0	0	0	0	90-100	0	724.2	100,100
110	0	0	0	0	0	0	0	0	100-110	0	724.2	100,100
120	0	0	0	0	0	0	0	0	110-120	0	724.2	100,100
130	0	0	0	0	0	0	0	0	120-130	0	724.2	100,100
140	0	0	0	0	0	0	0	0	130-140	0	724.2	100,100
150	0	0	0	0	0	0	0	0	140-150	0	724.2	100,100
160	0	0	0	0	0	0	0	0	150-160	0	724.2	100,100
170	0	0	0	0	0	0	0	0	160-170	0	724.2	100,100
180	0	0	0	0	0	0	0	0	170-180	0	724.2	100,100
DEG	LUMINOUS INTENSITY:cd									UNIT:lm		

C Range: 0 - 360DEG
C Interval: 30.0DEG
Test Speed: HIGH
Temperature:25.3DEG
Operators:
Test Date:18 September 2026

γ Range: 0 - 180DEG
γ Interval: 1.0DEG
Test System:EVERFINE GO-2000A_V1 SYSTEM V2.0.295
Humidity:65.0%
Test Distance:14.200m [K=1.0000]
Remarks:

CU AND LUMINAIRE BUDGETARY ESTIMATE DIAGRAM

Test:U:120.5V I:0.0548A P:6.181W PF:0.9356 Lamp Flux:724.238x1 lm		
NAME:	TYPE:	WEIGHT:
SPEC.:	DIM.:	SERIAL No.:
MFR.:	SUR.:	Shielding Angle:

ρcc	80%			70%			50%			30%			10%			0
ρw	50%	30%	10%	50%	30%	10%	50%	30%	10%	50%	30%	10%	50%	30%	10%	0
ρfc	20%			20%			20%			20%			20%			0
RCR	RCR:Room Cavity Ratio			Coefficients of Utilization(CU)												
0.0	1.19	1.19	1.19	1.16	1.16	1.16	1.11	1.11	1.11	1.06	1.06	1.06	1.02	1.02	1.02	.00
1.0	1.07	1.03	1.00	1.05	1.01	.98	1.00	.98	.95	.97	.94	.92	.93	.91	.90	.88
2.0	.95	.89	.84	.93	.88	.83	.90	.85	.81	.86	.83	.79	.83	.80	.78	.76
3.0	.84	.77	.71	.83	.76	.71	.80	.74	.70	.77	.73	.68	.75	.71	.67	.65
4.0	.76	.68	.62	.74	.67	.61	.72	.65	.60	.70	.64	.60	.68	.63	.59	.57
5.0	.68	.60	.54	.67	.59	.53	.65	.58	.53	.63	.57	.52	.61	.56	.52	.50
6.0	.62	.53	.47	.61	.53	.47	.59	.52	.47	.57	.51	.46	.56	.50	.46	.44
7.0	.56	.48	.42	.55	.48	.42	.54	.47	.42	.52	.46	.41	.51	.45	.41	.39
8.0	.51	.43	.38	.51	.43	.38	.49	.43	.38	.48	.42	.37	.47	.41	.37	.35
9.0	.47	.40	.34	.47	.39	.34	.46	.39	.34	.45	.38	.34	.44	.38	.34	.32
10.0	.44	.36	.31	.43	.36	.31	.42	.36	.31	.41	.35	.31	.41	.35	.31	.29

LAMPS

LUMINAIRE BUDGETARY DIAGRAM

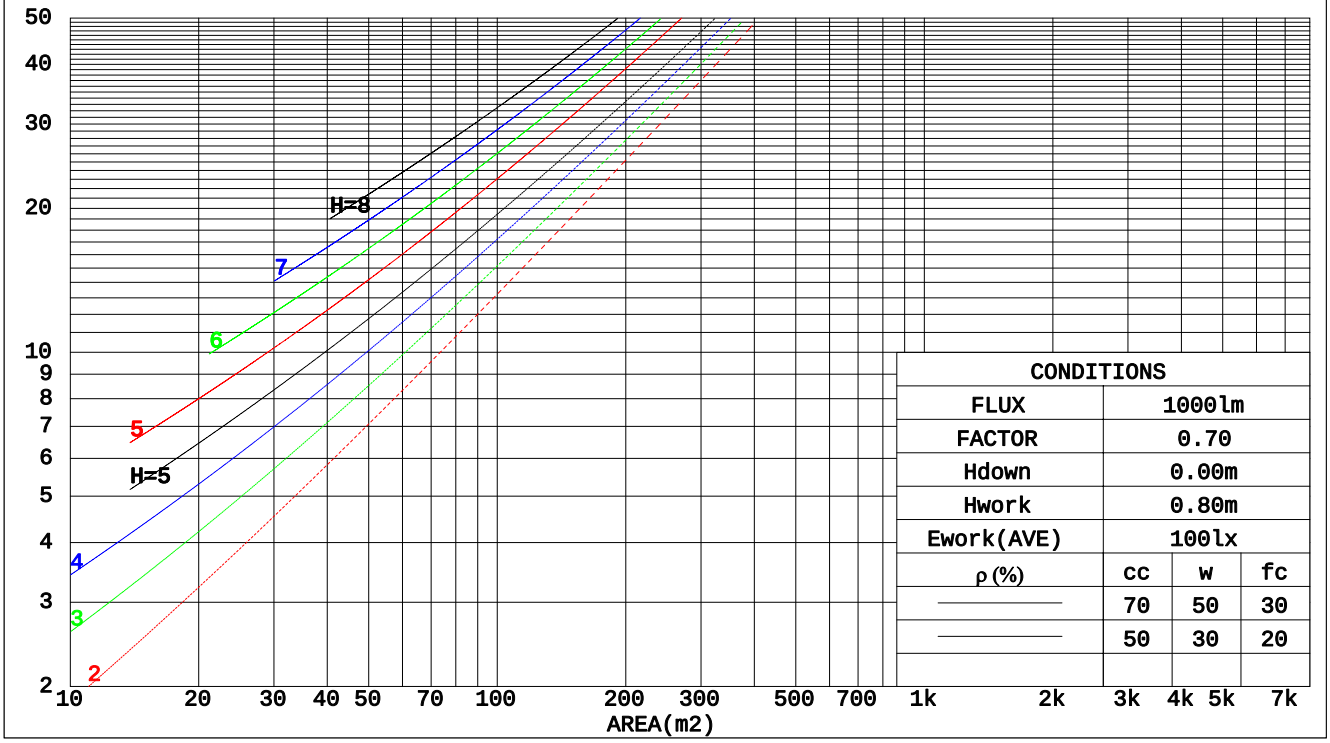

CONDITIONS			
FLUX	1000lm		
FACTOR	0.70		
Hdown	0.00m		
Hwork	0.80m		
Ework(AVE)	100lx		
ρ(%)	cc	w	fc
———	70	50	30
———	50	30	20

C Range: 0 - 360DEG
C Interval: 30.0DEG
Test Speed: HIGH
Temperature:25.3DEG
Operators:
Test Date:18 September 2026

γ Range: 0 - 180DEG
γ Interval: 1.0DEG
Test System:EVERFINE GO-2000A_V1 SYSTEM V2.0.295
Humidity:65.0%
Test Distance:14.200m [K=1.0000]
Remarks:

WEC AND CCEC

Test:U:120.5V I:0.0548A P:6.181W PF:0.9356 Lamp Flux:724.238x1 lm		
NAME:	TYPE:	WEIGHT:
SPEC.:	DIM.:	SERIAL No.:
MFR.:	SUR.:	Shielding Angle:

ρcc	80%			70%			50%			30%			10%			0
ρw	50%	30%	10%	50%	30%	10%	50%	30%	10%	50%	30%	10%	50%	30%	10%	0
ρfc	20%			20%			20%			20%			20%			0
RCR	RCR:Room Cavity Ratio						Wall Exitance Coeffcients(WEC)									
0.0																
1.0	.255	.145	.046	.248	.141	.045	.235	.135	.043	.223	.129	.041	.212	.123	.040	
2.0	.250	.137	.042	.243	.134	.041	.232	.129	.040	.222	.124	.039	.212	.120	.038	
3.0	.237	.126	.038	.232	.124	.037	.222	.120	.037	.213	.117	.036	.204	.113	.035	
4.0	.223	.116	.034	.219	.114	.034	.210	.111	.033	.202	.108	.033	.194	.106	.032	
5.0	.210	.107	.031	.206	.106	.031	.198	.103	.030	.191	.101	.030	.184	.098	.030	
6.0	.197	.099	.028	.193	.098	.028	.186	.095	.028	.180	.093	.027	.174	.091	.027	
7.0	.185	.092	.026	.182	.091	.026	.176	.089	.026	.170	.087	.025	.164	.085	.025	
8.0	.174	.085	.024	.171	.084	.024	.166	.083	.024	.160	.081	.023	.156	.080	.023	
9.0	.164	.080	.022	.162	.079	.022	.157	.077	.022	.152	.076	.022	.148	.075	.022	
10.0	.155	.075	.021	.153	.074	.021	.148	.073	.020	.144	.072	.020	.140	.071	.020	

ρcc	80%			70%			50%			30%			10%			0
ρw	50%	30%	10%	50%	30%	10%	50%	30%	10%	50%	30%	10%	50%	30%	10%	0
ρfc	20%			20%			20%			20%			20%			0
RCR	RCR:Room Cavity Ratio						Ceiling Cavity Exitance Coefficients(CCEC)									
0.0	.190	.190	.190	.163	.163	.163	.111	.111	.111	.064	.064	.064	.020	.020	.020	
1.0	.176	.157	.139	.151	.134	.119	.103	.092	.083	.059	.054	.048	.019	.017	.016	
2.0	.167	.132	.103	.143	.114	.089	.098	.079	.062	.056	.046	.036	.018	.015	.012	
3.0	.158	.114	.079	.136	.098	.068	.093	.068	.048	.054	.040	.028	.017	.013	.009	
4.0	.151	.100	.062	.129	.087	.054	.089	.060	.038	.051	.035	.022	.017	.012	.007	
5.0	.143	.090	.050	.123	.078	.044	.085	.054	.031	.049	.032	.018	.016	.010	.006	
6.0	.137	.081	.042	.117	.070	.036	.081	.049	.026	.047	.029	.015	.015	.009	.005	
7.0	.130	.074	.035	.112	.064	.031	.077	.045	.022	.045	.027	.013	.015	.009	.004	
8.0	.124	.068	.030	.107	.059	.026	.074	.042	.019	.043	.025	.011	.014	.008	.004	
9.0	.119	.064	.026	.102	.055	.023	.071	.039	.016	.041	.023	.010	.013	.008	.003	
10.0	.113	.059	.023	.098	.051	.020	.068	.036	.014	.040	.021	.009	.013	.007	.003	

C Range: 0 - 360DEG
C Interval: 30.0DEG
Test Speed: HIGH
Temperature:25.3DEG
Operators:
Test Date:18 September 2026

γ Range: 0 - 180DEG
γ Interval: 1.0DEG
Test System:EVERFINE GO-2000A_V1 SYSTEM V2.0.295
Humidity:65.0%
Test Distance:14.200m [K=1.0000]
Remarks:

UGR(Unified Glare Rating) Table

Test:U:120.5V I:0.0548A P:6.181W PF:0.9356 Lamp Flux:724.238x1 lm		
NAME:	TYPE:	WEIGHT:
SPEC.:	DIM.:	SERIAL No.:
MFR.:	SUR.:	Shielding Angle:

ceiling/cavity	0.7	0.7	0.5	0.5	0.3	0.7	0.7	0.5	0.5	0.3
walls	0.5	0.3	0.5	0.3	0.3	0.5	0.3	0.5	0.3	0.3
working plane	0.2	0.2	0.2	0.2	0.2	0.2	0.2	0.2	0.2	0.2
Room dimensions	Viewed crosswise					Viewed endwise				
x = 2H y = 2H	26.6	27.9	26.8	28.1	28.3	26.7	28.1	26.9	28.3	28.5
3H	27.1	28.4	27.4	28.6	28.8	27.3	28.5	27.5	28.7	29.0
4H	27.1	28.3	27.4	28.6	28.8	27.3	28.5	27.6	28.7	29.0
6H	27.1	28.2	27.4	28.5	28.7	27.2	28.4	27.6	28.6	28.9
8H	27.0	28.1	27.4	28.4	28.7	27.2	28.3	27.5	28.5	28.8
12H	27.0	28.0	27.3	28.3	28.6	27.1	28.2	27.5	28.5	28.8
4H 2H	26.9	28.1	27.2	28.3	28.6	27.0	28.2	27.3	28.4	28.7
3H	27.5	28.5	27.8	28.8	29.1	27.6	28.6	28.0	28.9	29.2
4H	27.5	28.5	27.9	28.8	29.1	27.7	28.6	28.0	28.9	29.2
6H	27.5	28.3	27.9	28.7	29.1	27.6	28.5	28.0	28.8	29.2
8H	27.5	28.2	27.9	28.6	29.0	27.6	28.4	28.0	28.7	29.1
12H	27.4	28.1	27.9	28.5	28.9	27.6	28.3	28.0	28.6	29.0
8H 4H	27.5	28.3	27.9	28.6	29.0	27.6	28.4	28.0	28.7	29.1
6H	27.5	28.1	27.9	28.5	28.9	27.6	28.2	28.0	28.6	29.1
8H	27.5	28.0	27.9	28.4	28.9	27.6	28.1	28.0	28.6	29.0
12H	27.4	27.9	27.9	28.3	28.8	27.5	28.0	28.0	28.5	28.9
12H 4H	27.5	28.2	27.9	28.5	28.9	27.6	28.3	28.0	28.7	29.1
6H	27.5	28.0	27.9	28.4	28.9	27.6	28.1	28.0	28.5	29.0
8H	27.4	27.9	27.9	28.3	28.8	27.5	28.0	28.0	28.5	28.9

Variations with the observer position at spacings:		
S = 1.0H	+ 0.5 / - 0.6	+ 0.4 / - 0.5
1.5H	+ 0.3 / - 0.5	+ 0.3 / - 0.4
2.0H	+ 0.9 / - 1.0	+ 0.9 / - 1.1

CIE Pub.117 Corrected 724.2 lm Total Lamp Luminous Flux.(8log(F/F0) = -1.1)

C Range: 0 - 360DEG
C Interval: 30.0DEG
Test Speed: HIGH
Temperature:25.3DEG
Operators:
Test Date:18 September 2026

γ Range: 0 - 180DEG
γ Interval: 1.0DEG
Test System:EVERFINE GO-2000A_V1 SYSTEM V2.0.295
Humidity:65.0%
Test Distance:14.200m [K=1.0000]
Remarks:

UTILIZATION FACTORS TABLE

Test:U:120.5V I:0.0548A P:6.181W PF:0.9356 Lamp Flux:724.238x1 lm		
NAME:	TYPE:	WEIGHT:
SPEC.:	DIM.:	SERIAL No.:
MFR.:	SUR.:	Shielding Angle:

REFLECTANCE										
Ceiling	0.8	0.8	0.8	0.7	0.7	0.7	0.5	0.5	0.5	0
Walls	0.7	0.5	0.3	0.7	0.5	0.3	0.7	0.5	0.3	0
Working plane	0.2	0.2	0.2	0.2	0.2	0.2	0.2	0.2	0.2	0
ROOM INDEX	UTILIZATION FACTORS(PERCENT) k(RI) x RCR = 5									
k = 0.60	63	52	45	62	52	45	61	51	45	39
0.80	73	62	56	72	62	56	70	61	55	49
1.00	82	72	65	80	71	65	78	72	65	58
1.25	88	79	73	87	79	73	85	77	72	66
1.50	93	85	79	92	84	78	89	82	77	71
2.00	99	92	87	98	91	86	94	89	85	78
2.50	103	96	91	101	95	90	97	92	88	81
3.00	106	100	95	103	98	94	100	95	92	84
4.00	109	104	100	107	102	99	103	99	96	88
5.00	111	107	104	108	105	102	104	101	99	90
ROOM INDEX	UF(total)									Direct
According to DIN EN 13032-2 2004				Suspended					SHRNOM = 1.25	

C Range: 0 - 360DEG
C Interval: 30.0DEG
Test Speed: HIGH
Temperature:25.3DEG
Operators:
Test Date:18 September 2026

γ Range: 0 - 180DEG
γ Interval: 1.0DEG
Test System:EVERFINE GO-2000A_V1 SYSTEM V2.0.295
Humidity:65.0%
Test Distance:14.200m [K=1.0000]
Remarks:

ISOCANDELA DIAGRAM

Test:U:120.5V I:0.0548A P:6.181W PF:0.9356 Lamp Flux:724.238x1 lm		
NAME:	TYPE:	WEIGHT:
SPEC.:	DIM.:	SERIAL No.:
MFR.:	SUR.:	Shielding Angle:

Conical surface Flux(90deg):
465.73 lm
%lum = 64.3%
%lamp = 64.3%

Conical surface Flux(120deg):
645.57 lm
%lum = 89.1%
%lamp = 89.1%

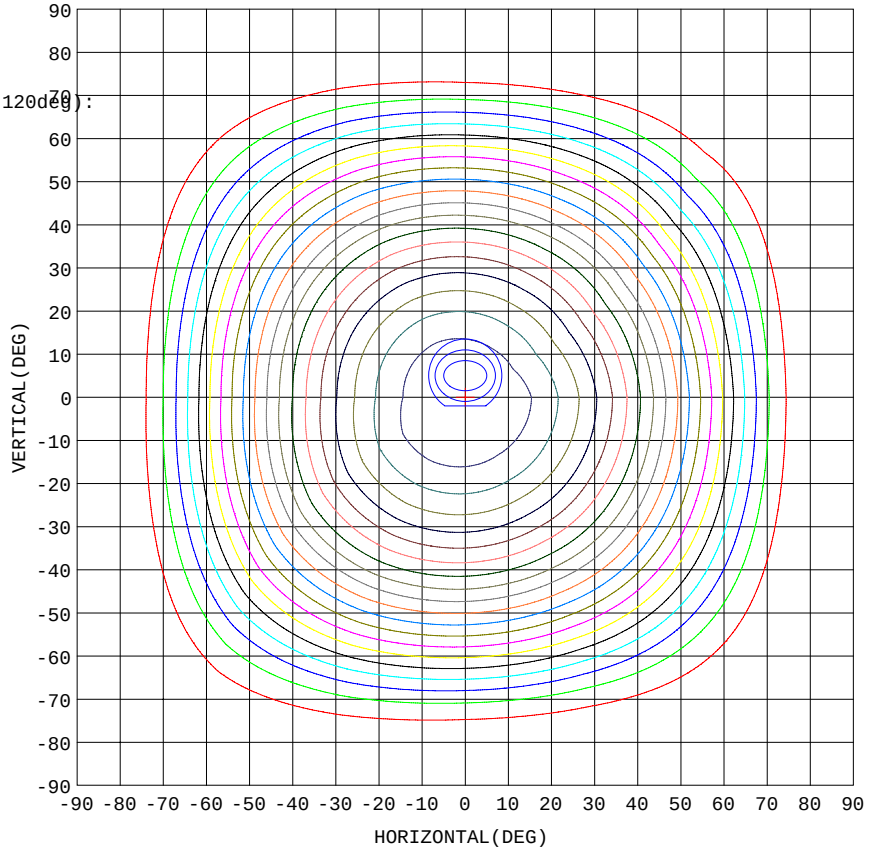

5% 16.15
10% 32.30
15% 48.44
20% 64.59
25% 80.74
30% 96.89
35% 113.0
40% 129.2
45% 145.3
50% 161.5
55% 177.6
60% 193.8
65% 209.9
70% 226.1
75% 242.2
80% 258.4
85% 274.5
90% 290.7
95% 306.8

1. AVG=319.1,MIN=315.3
2. AVG=318.2,MIN=311.5
3. AVG=317.0,MIN=306.7

Imax:323.0(H0.0,V0.0)
(At:C=60.0,Gamma=0.0)
UNIT: cd

C Range: 0 - 360DEG
C Interval: 30.0DEG
Test Speed: HIGH
Temperature:25.3DEG
Operators:
Test Date:18 September 2026

γ Range: 0 - 180DEG
γ Interval: 1.0DEG
Test System:EVERFINE GO-2000A_V1 SYSTEM V2.0.295
Humidity:65.0%
Test Distance:14.200m [K=1.0000]
Remarks:

AAI Figure

Test:U:120.5V I:0.0548A P:6.181W PF:0.9356 Lamp Flux:724.238x1 lm		
NAME:	TYPE:	WEIGHT:
SPEC.:	DIM.:	SERIAL No.:
MFR.:	SUR.:	Shielding Angle:

Flux out:521.2 lm

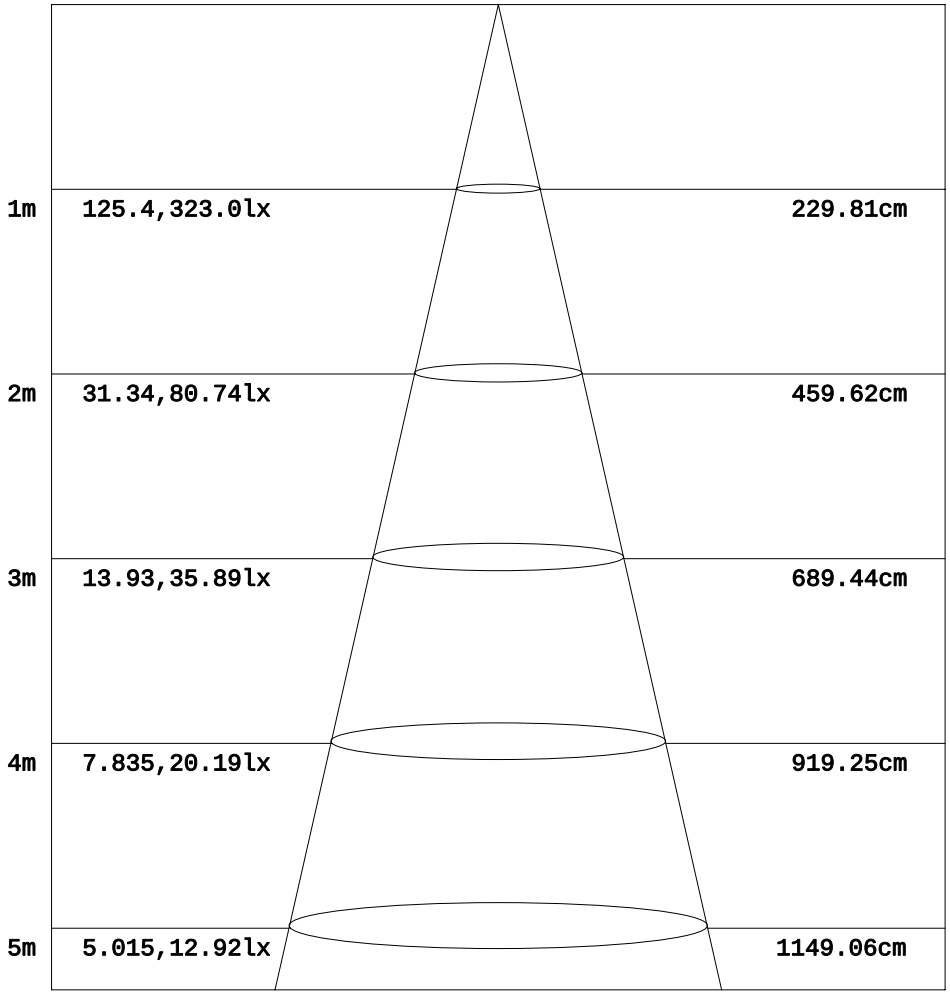

Note:The Curves indicate the illuminated area and the average illumination when the luminaire is at different distance.

C Range: 0 - 360DEG
C Interval: 30.0DEG
Test Speed: HIGH
Temperature:25.3DEG
Operators:
Test Date:18 September 2026

γ Range: 0 - 180DEG
γ Interval: 1.0DEG
Test System:EVERFINE GO-2000A_V1 SYSTEM V2.0.295
Humidity:65.0%
Test Distance:14.200m [K=1.0000]
Remarks:

ISOLUX DIAGRAM

Test:U:120.5V I:0.0548A P:6.181W PF:0.9356 Lamp Flux:724.238x1 lm		
NAME:	TYPE:	WEIGHT:
SPEC.:	DIM.:	SERIAL No.:
MFR.:	SUR.:	Shielding Angle:

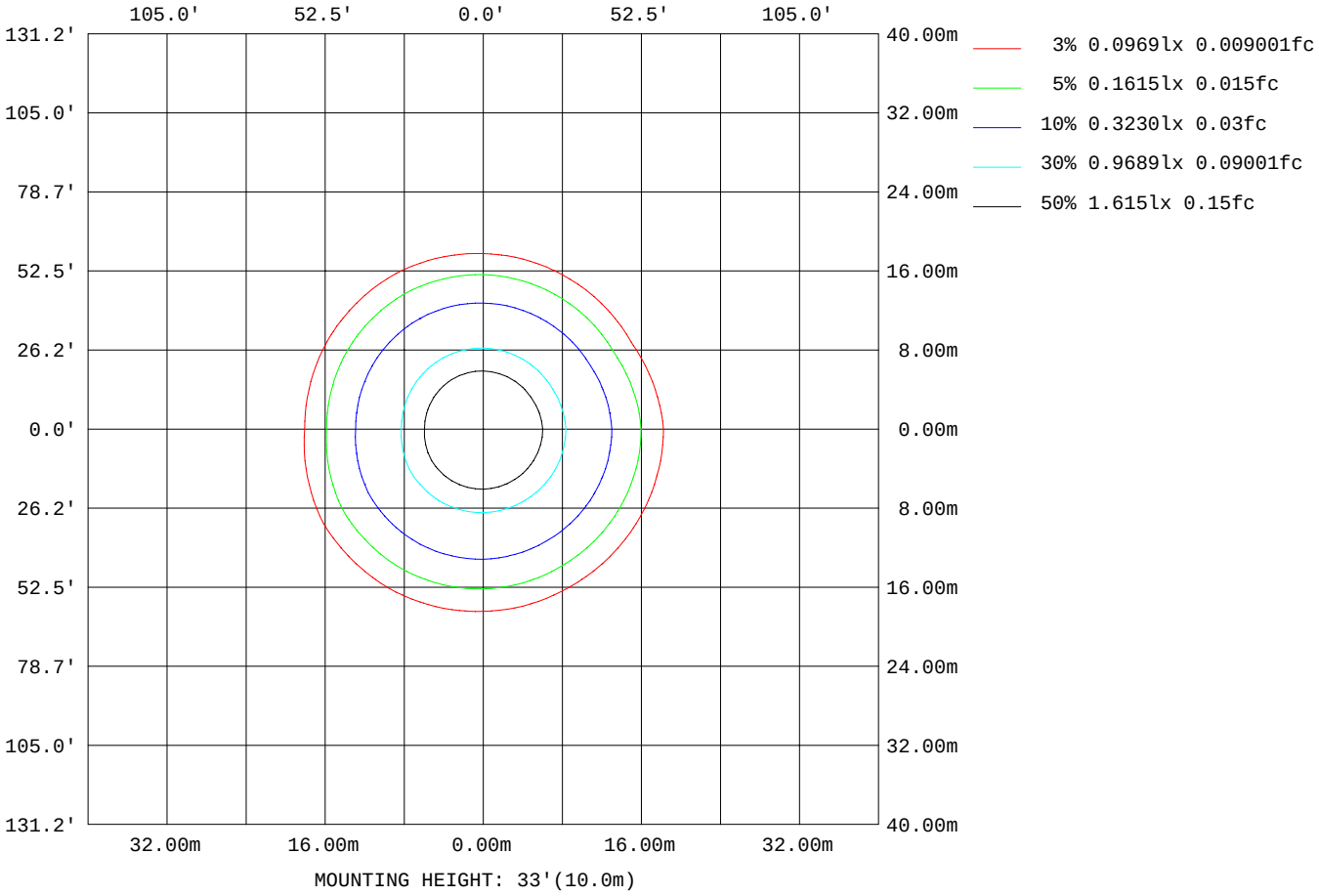

C Range: 0 - 360DEG
C Interval: 30.0DEG
Test Speed: HIGH
Temperature:25.3DEG
Operators:
Test Date:18 September 2026

γ Range: 0 - 180DEG
γ Interval: 1.0DEG
Test System:EVERFINE GO-2000A_V1 SYSTEM V2.0.295
Humidity:65.0%
Test Distance:14.200m [K=1.0000]
Remarks:

LED Avg.L Report

Test:U:120.5V I:0.0548A P:6.181W PF:0.9356 Lamp Flux:724.238x1 lm		
NAME:	TYPE:	WEIGHT:
SPEC.:	DIM.:	SERIAL No.:
MFR.:	SUR.:	Shielding Angle:

AvgL	cd/m2
L_0~180(65)av	36608
L_0~180(75)av	13315
L_0~180(85)av	1
L_90~270(65)av	36002
L_90~270(75)av	12702
L_90~270(85)av	0
L_45(65)av	36280
L_45(75)av	13437
L_45(85)av	955

Standard: GB/T 29293-2012

C Range: 0 - 360DEG
C Interval: 30.0DEG
Test Speed: HIGH
Temperature:25.3DEG
Operators:
Test Date:18 September 2026

γ Range: 0 - 180DEG
γ Interval: 1.0DEG
Test System:EVERFINE GO-2000A_V1 SYSTEM V2.0.295
Humidity:65.0%
Test Distance:14.200m [K=1.0000]
Remarks:

Planar Illuminance Curve

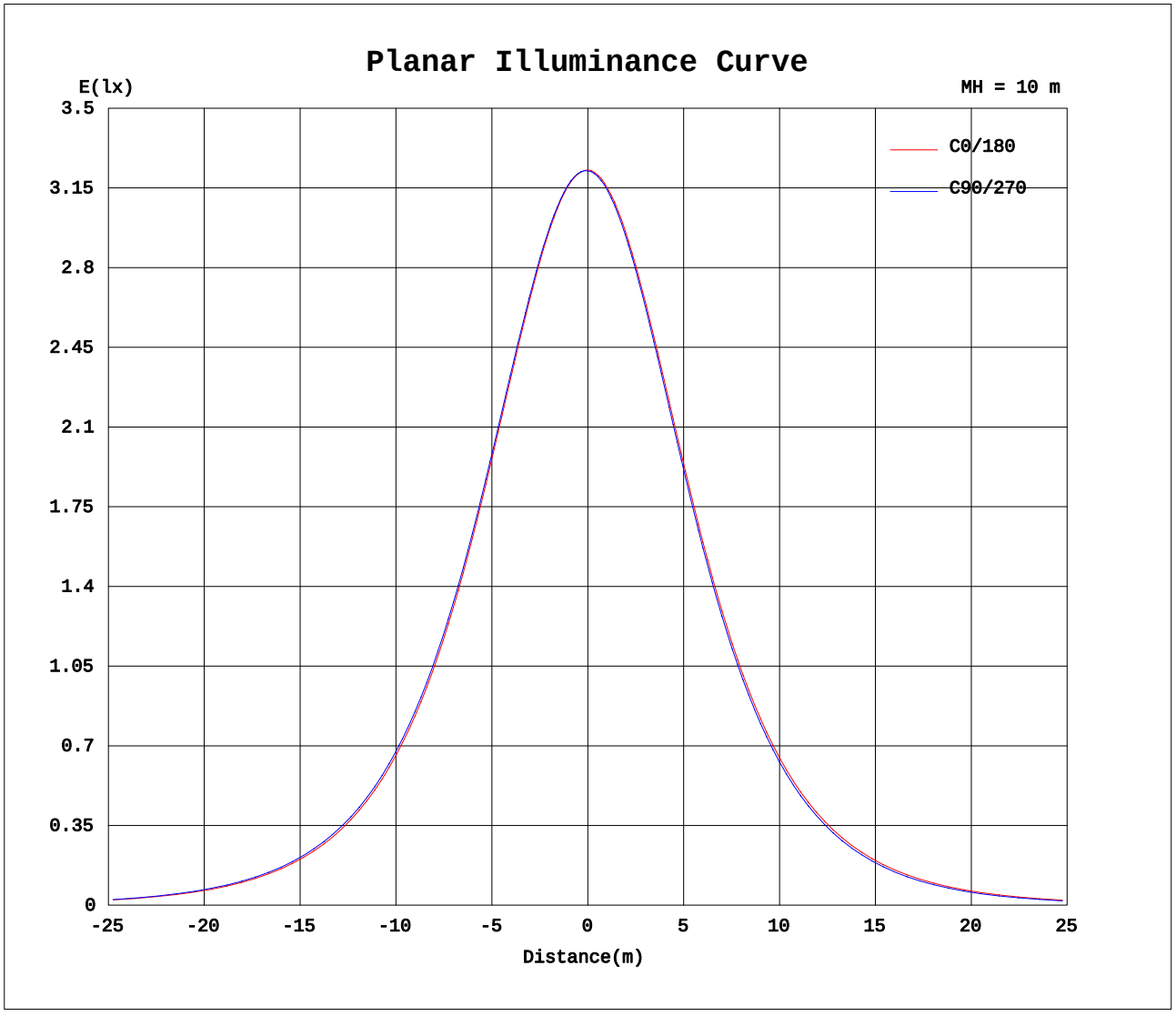

C Range: 0 - 360DEG
C Interval: 30.0DEG
Test Speed: HIGH
Temperature:25.3DEG
Operators:
Test Date:18 September 2026

γ Range: 0 - 180DEG
γ Interval: 1.0DEG
Test System:EVERFINE GO-2000A_V1 SYSTEM V2.0.295
Humidity:65.0%
Test Distance:14.200m [K=1.0000]
Remarks:

LUMINOUS DISTRIBUTION INTENSITY DATA

Test:U:120.5V I:0.0548A P:6.181W PF:0.9356 Lamp Flux:724.238x1 lm		
NAME:	TYPE:	WEIGHT:
SPEC.:	DIM.:	SERIAL No.:
MFR.:	SUR.:	Shielding Angle:

Table--1 UNIT: cd

γ (DEG) \ C(DEG)	0	30	60	90	120	150	180	210	240	270	300	330
0	323	323	323	323	322	322	323	323	323	323	322	322
5	321	322	321	322	322	322	321	321	320	320	319	319
10	316	316	316	317	318	318	315	315	315	313	312	312
15	308	307	307	309	310	310	306	306	305	303	302	302
20	295	295	295	298	299	299	293	293	292	290	288	288
25	280	279	280	282	285	284	277	277	276	273	271	271
30	260	260	261	264	266	267	257	258	257	253	251	250
35	238	238	239	242	245	245	235	236	235	231	227	227
40	213	213	214	218	221	222	210	211	210	206	202	201
45	186	186	186	191	195	195	183	184	183	178	174	173
50	157	157	157	162	167	167	154	155	154	149	144	144
55	127	126	126	132	136	137	123	124	123	118	113	111
60	94.8	94.2	94.4	99.4	105	106	91.7	92.7	91.4	85.7	81.4	78.2
65	63.3	62.5	62.4	67.1	72.4	73.9	60.4	61.5	60.2	54.6	50.6	47.2
70	34.6	33.7	33.3	37.0	42.1	43.7	32.4	33.3	32.2	27.6	24.7	22.8
75	14.3	13.8	13.3	15.3	18.6	19.8	13.2	13.8	13.2	11.0	9.62	8.78
80	5.55	5.21	4.92	5.84	6.99	7.53	4.85	5.13	4.82	3.74	2.83	2.20
85	0.00	0.00	0.00	0.00	0.92	1.45	0.00	0.00	0.00	0.00	0.00	0.00
90	0.00	0.00	0.00	0.00	0.00	0.00	0.00	0.00	0.00	0.00	0.00	0.00
95	0.00	0.00	0.00	0.00	0.00	0.00	0.00	0.00	0.00	0.00	0.00	0.00
100	0.00	0.00	0.00	0.00	0.00	0.00	0.00	0.00	0.00	0.00	0.00	0.00
105	0.00	0.00	0.00	0.00	0.00	0.00	0.00	0.00	0.00	0.00	0.00	0.00
110	0.00	0.00	0.00	0.00	0.00	0.00	0.00	0.00	0.00	0.00	0.00	0.00
115	0.00	0.00	0.00	0.00	0.00	0.00	0.00	0.00	0.00	0.00	0.00	0.00
120	0.00	0.00	0.00	0.00	0.00	0.00	0.00	0.00	0.00	0.00	0.00	0.00
125	0.00	0.00	0.00	0.00	0.00	0.00	0.00	0.00	0.00	0.00	0.00	0.00
130	0.00	0.00	0.00	0.00	0.00	0.00	0.00	0.00	0.00	0.00	0.00	0.00
135	0.00	0.00	0.00	0.00	0.00	0.00	0.00	0.00	0.00	0.00	0.00	0.00
140	0.00	0.00	0.00	0.00	0.00	0.00	0.00	0.00	0.00	0.00	0.00	0.00
145	0.00	0.00	0.00	0.00	0.00	0.00	0.00	0.00	0.00	0.00	0.00	0.00
150	0.00	0.00	0.00	0.00	0.00	0.00	0.00	0.00	0.00	0.00	0.00	0.00
155	0.00	0.00	0.00	0.00	0.00	0.00	0.00	0.00	0.00	0.00	0.00	0.00
160	0.00	0.00	0.00	0.00	0.00	0.00	0.00	0.00	0.00	0.00	0.00	0.00
165	0.00	0.00	0.00	0.00	0.00	0.00	0.00	0.00	0.00	0.00	0.00	0.00
170	0.00	0.00	0.00	0.00	0.00	0.00	0.00	0.00	0.00	0.00	0.00	0.00
175	0.00	0.00	0.00	0.00	0.00	0.00	0.00	0.00	0.00	0.00	0.00	0.00
180	0.00	0.00	0.00	0.00	0.00	0.00	0.00	0.00	0.00	0.00	0.00	0.00

C Range: 0 - 360DEG
C Interval: 30.0DEG
Test Speed: HIGH
Temperature:25.3DEG
Operators:
Test Date:18 September 2026

γ Range: 0 - 180DEG
γ Interval: 1.0DEG
Test System:EVERFINE GO-2000A_V1 SYSTEM V2.0.295
Humidity:65.0%
Test Distance:14.200m [K=1.0000]
Remarks: