LUMINAIRE PHOTOMETRIC TEST REPORT

Test:U:120.5V I:0.0709A P:8.208W PF:0.9605 Lamp Flux:935.143x1 lm		
NAME:	TYPE:	WEIGHT:
SPEC.:	DIM.:	SERIAL No.:
MFR.:	SUR.:	Shielding Angle:

DATA OF LAMP		PHOTOMETRIC DATA Eff: 113.94 lm/W			
MODEL	PT-CDL-SD-L-12-DD-5C3P-4-9w-2700k	Imax(cd)	420.0	S/MH(C0/180)	1.19
NOMINAL POWER(W)	9	LOR(%)	100.0	S/MH(C90/270)	1.17
RATED VOLTAGE(V)	120	TOTAL FLUX(lm)	935.14	η UP,DN(C0-180)	0.0,52.6
NOMINAL FLUX(lm)	935.143	CIE CLASS	DIRECT	η UP,DN(C180-360)	0.0,47.4
LAMPS INSIDE	1	η up(%)	0.0	CIBSE SHR NOM	1.25
TEST VOLTAGE(V)	120	η down(%)	100.0	CIBSE SHR MAX	1.30

LUMINOUS INTENSITY DISTRIBUTION DIAGRAM

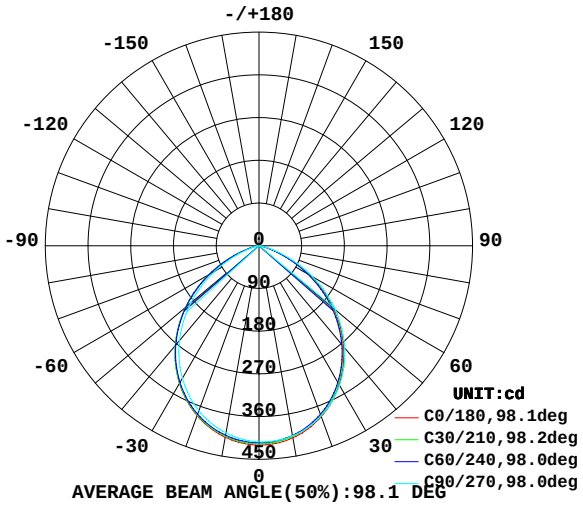

AVERAGE BEAM ANGLE(50%):98.1 DEG

C0 PLANE ISOLUX DIAGRAM (UNIT:lx)

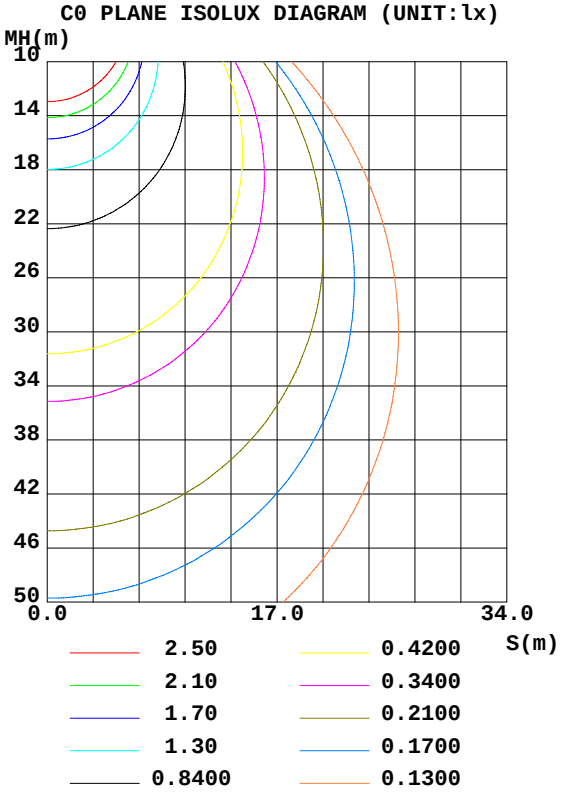

C Range: 0 - 360DEG
C Interval: 30.0DEG
Test Speed: HIGH
Temperature:25.3DEG
Operators:
Test Date:18 September 2026

γ Range: 0 - 180DEG
γ Interval: 1.0DEG
Test System:EVERFINE GO-2000A_V1 SYSTEM V2.0.295
Humidity:65.0%
Test Distance:14.200m [K=1.0000]
Remarks:

ZONAL FLUX DIAGRAM

ZONAL FLUX DIAGRAM:

γ	C0	C45	C90	C135	C180	C225	C270	C315	γ	Φ zone	Φ total	%lum,lamp
10	410.9	407.2	406.9	409.4	409.7	406.7	400.4	395.0	0- 10	39.14	39.14	4.19,4.19
20	383.3	379.1	381.9	388.5	380.9	378.7	370.0	360.5	10- 20	110.9	150.1	16.1,16.1
30	337.9	333.5	339.6	350.3	335.1	333.9	322.7	309.1	20- 30	164.3	314.4	33.6,33.6
40	276.9	272.5	281.1	295.5	274.0	273.8	260.7	244.2	30- 40	189.8	504.1	53.9,53.9
50	204.1	199.7	210.5	227.8	200.9	201.8	187.4	168.3	40- 50	182.6	686.7	73.4,73.4
60	123.4	118.8	130.5	150.3	120.1	122.1	107.2	86.85	50- 60	143.0	829.7	88.7,88.7
70	45.49	41.74	50.83	69.92	43.23	45.40	34.27	22.66	60- 70	79.52	909.2	97.2,97.2
80	8.457	7.270	9.388	14.81	7.701	8.270	5.546	1.982	70- 80	23.29	932.5	99.7,99.7
90	0	0	0	0	0	0	0	0	80- 90	2.607	935.1	100,100
100	0	0	0	0	0	0	0	0	90-100	0	935.1	100,100
110	0	0	0	0	0	0	0	0	100-110	0	935.1	100,100
120	0	0	0	0	0	0	0	0	110-120	0	935.1	100,100
130	0	0	0	0	0	0	0	0	120-130	0	935.1	100,100
140	0	0	0	0	0	0	0	0	130-140	0	935.1	100,100
150	0	0	0	0	0	0	0	0	140-150	0	935.1	100,100
160	0	0	0	0	0	0	0	0	150-160	0	935.1	100,100
170	0	0	0	0	0	0	0	0	160-170	0	935.1	100,100
180	0	0	0	0	0	0	0	0	170-180	0	935.1	100,100
DEG	LUMINOUS INTENSITY:cd									UNIT:lm		

C Range: 0 - 360DEG
C Interval: 30.0DEG
Test Speed: HIGH
Temperature:25.3DEG
Operators:
Test Date:18 September 2026

γ Range: 0 - 180DEG
γ Interval: 1.0DEG
Test System:EVERFINE GO-2000A_V1 SYSTEM V2.0.295
Humidity:65.0%
Test Distance:14.200m [K=1.0000]
Remarks:

CU AND LUMINAIRE BUDGETARY ESTIMATE DIAGRAM

Test:U:120.5V I:0.0709A P:8.208W PF:0.9605 Lamp Flux:935.143x1 lm		
NAME:	TYPE:	WEIGHT:
SPEC.:	DIM.:	SERIAL No.:
MFR.:	SUR.:	Shielding Angle:

ρcc	80%			70%			50%			30%			10%			0
ρw	50%	30%	10%	50%	30%	10%	50%	30%	10%	50%	30%	10%	50%	30%	10%	0
ρfc	20%			20%			20%			20%			20%			0
RCR	RCR:Room Cavity Ratio			Coefficients of Utilization(CU)												
0.0	1.19	1.19	1.19	1.16	1.16	1.16	1.11	1.11	1.11	1.06	1.06	1.06	1.02	1.02	1.02	1.00
1.0	1.07	1.03	.00	1.04	1.01	.98	1.00	.98	.95	.96	.94	.92	.93	.91	.90	.88
2.0	.95	.89	.84	.93	.87	.83	.89	.85	.81	.86	.82	.79	.83	.80	.77	.75
3.0	.84	.77	.71	.83	.76	.71	.80	.74	.69	.77	.72	.68	.75	.71	.67	.65
4.0	.75	.67	.61	.74	.67	.61	.72	.65	.60	.69	.64	.59	.67	.63	.59	.57
5.0	.68	.60	.54	.67	.59	.53	.65	.58	.53	.63	.57	.52	.61	.56	.52	.50
6.0	.61	.53	.47	.61	.53	.47	.59	.52	.47	.57	.51	.46	.56	.50	.46	.44
7.0	.56	.48	.42	.55	.47	.42	.54	.47	.42	.52	.46	.41	.51	.45	.41	.39
8.0	.51	.43	.38	.51	.43	.38	.49	.42	.37	.48	.42	.37	.47	.41	.37	.35
9.0	.47	.39	.34	.47	.39	.34	.45	.39	.34	.44	.38	.34	.43	.38	.34	.32
10.0	.44	.36	.31	.43	.36	.31	.42	.35	.31	.41	.35	.31	.40	.35	.31	.29

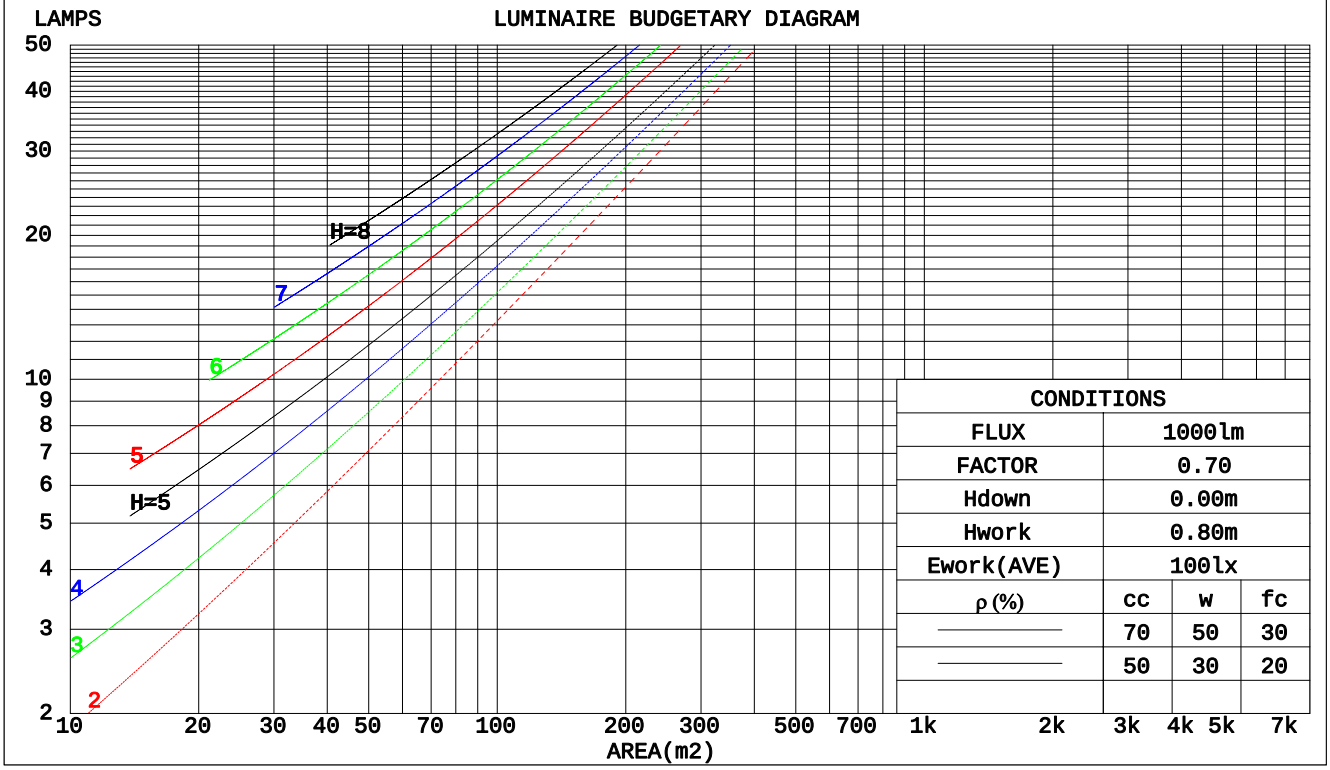

C Range: 0 - 360DEG
C Interval: 30.0DEG
Test Speed: HIGH
Temperature:25.3DEG
Operators:
Test Date:18 September 2026

γ Range: 0 - 180DEG
γ Interval: 1.0DEG
Test System:EVERFINE GO-2000A_V1 SYSTEM V2.0.295
Humidity:65.0%
Test Distance:14.200m [K=1.0000]
Remarks:

WEC AND CCEC

Test:U:120.5V I:0.0709A P:8.208W PF:0.9605 Lamp Flux:935.143x1 lm		
NAME:	TYPE:	WEIGHT:
SPEC.:	DIM.:	SERIAL No.:
MFR.:	SUR.:	Shielding Angle:

ρcc	80%			70%			50%			30%			10%			0
ρw	50%	30%	10%	50%	30%	10%	50%	30%	10%	50%	30%	10%	50%	30%	10%	0
ρfc	20%			20%			20%			20%			20%			0
RCR	RCR:Room Cavity Ratio						Wall Exitance Coeffcients(WEC)									
0.0																
1.0	.257	.146	.046	.250	.143	.045	.237	.136	.043	.225	.130	.042	.214	.124	.040	
2.0	.251	.138	.042	.245	.135	.042	.234	.130	.040	.223	.125	.039	.214	.121	.038	
3.0	.238	.127	.038	.233	.125	.038	.223	.121	.037	.214	.117	.036	.205	.114	.035	
4.0	.224	.117	.034	.220	.115	.034	.211	.112	.033	.203	.109	.033	.195	.106	.032	
5.0	.210	.107	.031	.206	.106	.031	.199	.103	.030	.191	.101	.030	.184	.099	.030	
6.0	.197	.099	.028	.194	.098	.028	.187	.096	.028	.180	.094	.028	.174	.092	.027	
7.0	.186	.092	.026	.182	.091	.026	.176	.089	.026	.170	.087	.025	.165	.086	.025	
8.0	.175	.085	.024	.172	.085	.024	.166	.083	.024	.161	.081	.023	.156	.080	.023	
9.0	.165	.080	.022	.162	.079	.022	.157	.078	.022	.152	.076	.022	.148	.075	.022	
10.0	.156	.075	.021	.153	.074	.021	.149	.073	.021	.144	.072	.020	.140	.071	.020	

ρcc	80%			70%			50%			30%			10%			0
ρw	50%	30%	10%	50%	30%	10%	50%	30%	10%	50%	30%	10%	50%	30%	10%	0
ρfc	20%			20%			20%			20%			20%			0
RCR	RCR:Room Cavity Ratio						Ceiling Cavity Exitance Coefficients(CCEC)									
0.0	.190	.190	.190	.163	.163	.163	.111	.111	.111	.064	.064	.064	.020	.020	.020	
1.0	.177	.157	.139	.151	.134	.119	.103	.092	.082	.060	.054	.048	.019	.017	.016	
2.0	.167	.132	.103	.143	.114	.089	.098	.079	.062	.056	.046	.036	.018	.015	.012	
3.0	.158	.114	.079	.136	.098	.068	.093	.068	.048	.054	.040	.028	.017	.013	.009	
4.0	.151	.100	.062	.129	.087	.054	.089	.060	.038	.051	.035	.022	.017	.012	.007	
5.0	.144	.090	.050	.123	.078	.044	.085	.054	.031	.049	.032	.018	.016	.010	.006	
6.0	.137	.081	.041	.118	.070	.036	.081	.049	.026	.047	.029	.015	.015	.009	.005	
7.0	.130	.074	.035	.112	.064	.031	.077	.045	.022	.045	.027	.013	.015	.009	.004	
8.0	.124	.068	.030	.107	.059	.026	.074	.042	.019	.043	.025	.011	.014	.008	.004	
9.0	.119	.064	.026	.102	.055	.023	.071	.039	.016	.041	.023	.010	.013	.008	.003	
10.0	.113	.059	.023	.098	.051	.020	.068	.036	.014	.040	.021	.009	.013	.007	.003	

C Range: 0 - 360DEG
C Interval: 30.0DEG
Test Speed: HIGH
Temperature:25.3DEG
Operators:
Test Date:18 September 2026

γ Range: 0 - 180DEG
γ Interval: 1.0DEG
Test System:EVERFINE GO-2000A_V1 SYSTEM V2.0.295
Humidity:65.0%
Test Distance:14.200m [K=1.0000]
Remarks:

UGR(Unified Glare Rating) Table

Test:U:120.5V I:0.0709A P:8.208W PF:0.9605 Lamp Flux:935.143x1 lm		
NAME:	TYPE:	WEIGHT:
SPEC.:	DIM.:	SERIAL No.:
MFR.:	SUR.:	Shielding Angle:

ceiling/cavity		0.7	0.7	0.5	0.5	0.3	0.7	0.7	0.5	0.5	0.3
walls		0.5	0.3	0.5	0.3	0.3	0.5	0.3	0.5	0.3	0.3
working plane		0.2	0.2	0.2	0.2	0.2	0.2	0.2	0.2	0.2	0.2
Room dimensions		Viewed crosswise					Viewed endwise				
x = 2H	y = 2H	27.4	28.8	27.7	29.0	29.2	27.5	28.9	27.8	29.1	29.3
	3H	28.0	29.3	28.3	29.5	29.7	28.1	29.4	28.4	29.6	29.8
	4H	28.0	29.2	28.3	29.5	29.7	28.2	29.4	28.5	29.6	29.9
	6H	28.0	29.1	28.3	29.4	29.6	28.1	29.3	28.4	29.5	29.8
	8H	27.9	29.0	28.3	29.3	29.6	28.1	29.2	28.4	29.4	29.7
	12H	27.9	28.9	28.2	29.2	29.5	28.0	29.1	28.4	29.4	29.7
4H	2H	27.7	28.9	28.0	29.2	29.4	27.8	29.0	28.1	29.2	29.5
	3H	28.3	29.4	28.7	29.7	30.0	28.4	29.5	28.8	29.8	30.1
	4H	28.4	29.3	28.8	29.7	30.0	28.5	29.5	28.9	29.8	30.1
	6H	28.4	29.2	28.8	29.6	29.9	28.5	29.3	28.9	29.7	30.0
	8H	28.4	29.1	28.8	29.5	29.9	28.5	29.3	28.9	29.6	30.0
	12H	28.3	29.0	28.7	29.4	29.8	28.4	29.1	28.9	29.5	29.9
8H	4H	28.3	29.1	28.8	29.5	29.9	28.5	29.2	28.9	29.6	30.0
	6H	28.4	29.0	28.8	29.4	29.8	28.5	29.1	28.9	29.5	29.9
	8H	28.3	28.9	28.8	29.3	29.8	28.5	29.0	28.9	29.4	29.9
	12H	28.3	28.8	28.8	29.2	29.7	28.4	28.9	28.9	29.3	29.8
12H	4H	28.3	29.0	28.7	29.4	29.8	28.4	29.1	28.8	29.5	29.9
	6H	28.3	28.9	28.8	29.3	29.8	28.4	29.0	28.9	29.4	29.9
	8H	28.3	28.8	28.8	29.2	29.7	28.4	28.9	28.9	29.3	29.8

Variations with the observer position at spacings:		
S = 1.0H	+ 0.5 / - 0.6	+ 0.4 / - 0.5
1.5H	+ 0.3 / - 0.5	+ 0.3 / - 0.4
2.0H	+ 0.9 / - 1.0	+ 0.9 / - 1.3

CIE Pub.117 Corrected 935.1 lm Total Lamp Luminous Flux.(8log(F/F0) = -0.2)

C Range: 0 - 360DEG
C Interval: 30.0DEG
Test Speed: HIGH
Temperature:25.3DEG
Operators:
Test Date:18 September 2026

γ Range: 0 - 180DEG
γ Interval: 1.0DEG
Test System:EVERFINE GO-2000A_V1 SYSTEM V2.0.295
Humidity:65.0%
Test Distance:14.200m [K=1.0000]
Remarks:

UTILIZATION FACTORS TABLE

Test:U:120.5V I:0.0709A P:8.208W PF:0.9605 Lamp Flux:935.143x1 lm		
NAME:	TYPE:	WEIGHT:
SPEC.:	DIM.:	SERIAL No.:
MFR.:	SUR.:	Shielding Angle:

REFLECTANCE										
Ceiling	0.8	0.8	0.8	0.7	0.7	0.7	0.5	0.5	0.5	0
Walls	0.7	0.5	0.3	0.7	0.5	0.3	0.7	0.5	0.3	0
Working plane	0.2	0.2	0.2	0.2	0.2	0.2	0.2	0.2	0.2	0
ROOM INDEX	UTILIZATION FACTORS(PERCENT) k(RI) x RCR = 5									
k = 0.60	62	52	45	62	51	45	61	51	45	39
0.80	73	62	56	72	62	56	70	61	55	49
1.00	81	72	65	80	71	65	78	72	64	58
1.25	88	79	73	87	78	73	84	77	72	65
1.50	93	84	79	91	84	78	89	82	77	70
2.00	99	92	87	97	91	86	94	89	84	77
2.50	102	96	91	101	95	90	97	92	88	81
3.00	105	100	95	103	98	94	100	95	92	84
4.00	109	104	100	106	102	99	102	99	96	88
5.00	111	107	103	108	105	102	104	101	99	90
ROOM INDEX	UF(total)									Direct
According to DIN EN 13032-2 2004				Suspended					SHRNOM = 1.25	

C Range: 0 - 360DEG
C Interval: 30.0DEG
Test Speed: HIGH
Temperature:25.3DEG
Operators:
Test Date:18 September 2026

γ Range: 0 - 180DEG
γ Interval: 1.0DEG
Test System:EVERFINE GO-2000A_V1 SYSTEM V2.0.295
Humidity:65.0%
Test Distance:14.200m [K=1.0000]
Remarks:

ISOCANDELA DIAGRAM

Test:U:120.5V I:0.0709A P:8.208W PF:0.9605 Lamp Flux:935.143x1 lm		
NAME:	TYPE:	WEIGHT:
SPEC.:	DIM.:	SERIAL No.:
MFR.:	SUR.:	Shielding Angle:

Conical surface Flux(90deg):
598.41 lm
%lum = 64.0%
%lamp = 64.0%

Conical surface Flux(120deg):
829.73 lm
%lum = 88.7%
%lamp = 88.7%

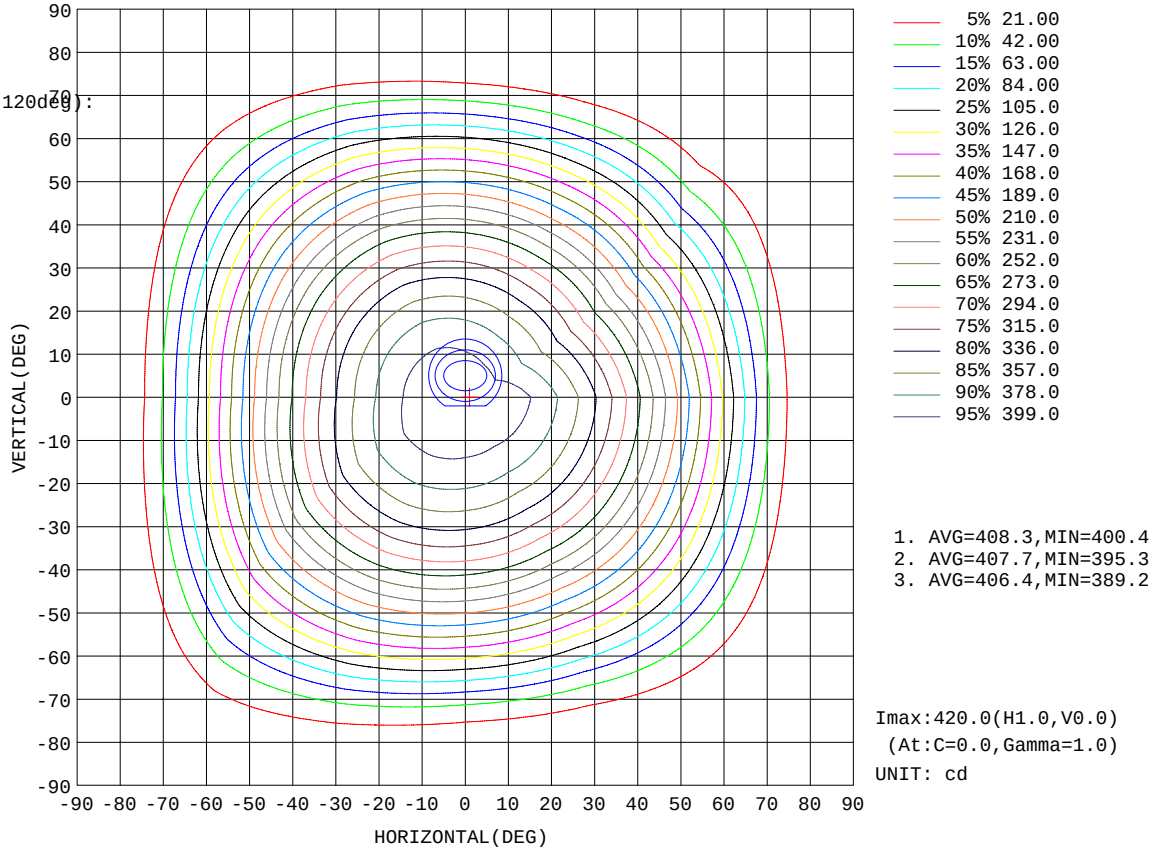

1. AVG=408.3,MIN=400.4
2. AVG=407.7,MIN=395.3
3. AVG=406.4,MIN=389.2

Imax:420.0(H1.0,V0.0)
(At:C=0.0,Gamma=1.0)
UNIT: cd

C Range: 0 - 360DEG
C Interval: 30.0DEG
Test Speed: HIGH
Temperature:25.3DEG
Operators:
Test Date:18 September 2026

γ Range: 0 - 180DEG
γ Interval: 1.0DEG
Test System:EVERFINE GO-2000A_V1 SYSTEM V2.0.295
Humidity:65.0%
Test Distance:14.200m [K=1.0000]
Remarks:

AAI Figure

Test:U:120.5V I:0.0709A P:8.208W PF:0.9605 Lamp Flux:935.143x1 lm		
NAME:	TYPE:	WEIGHT:
SPEC.:	DIM.:	SERIAL No.:
MFR.:	SUR.:	Shielding Angle:

Flux out:669.7 lm

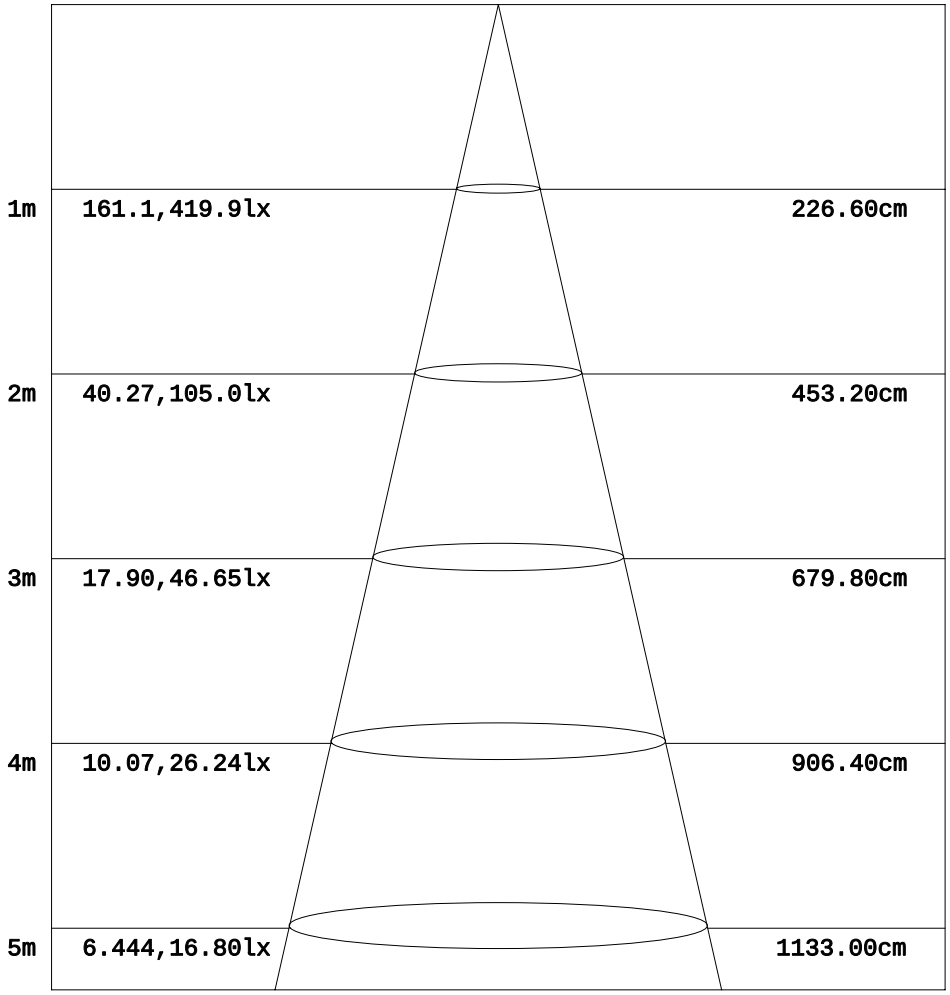

Note:The Curves indicate the illuminated area and the average illumination when the luminaire is at different distance.

C Range: 0 - 360DEG
C Interval: 30.0DEG
Test Speed: HIGH
Temperature:25.3DEG
Operators:
Test Date:18 September 2026

γ Range: 0 - 180DEG
γ Interval: 1.0DEG
Test System:EVERFINE GO-2000A_V1 SYSTEM V2.0.295
Humidity:65.0%
Test Distance:14.200m [K=1.0000]
Remarks:

ISOLUX DIAGRAM

Test:U:120.5V I:0.0709A P:8.208W PF:0.9605 Lamp Flux:935.143x1 lm		
NAME:	TYPE:	WEIGHT:
SPEC.:	DIM.:	SERIAL No.:
MFR.:	SUR.:	Shielding Angle:

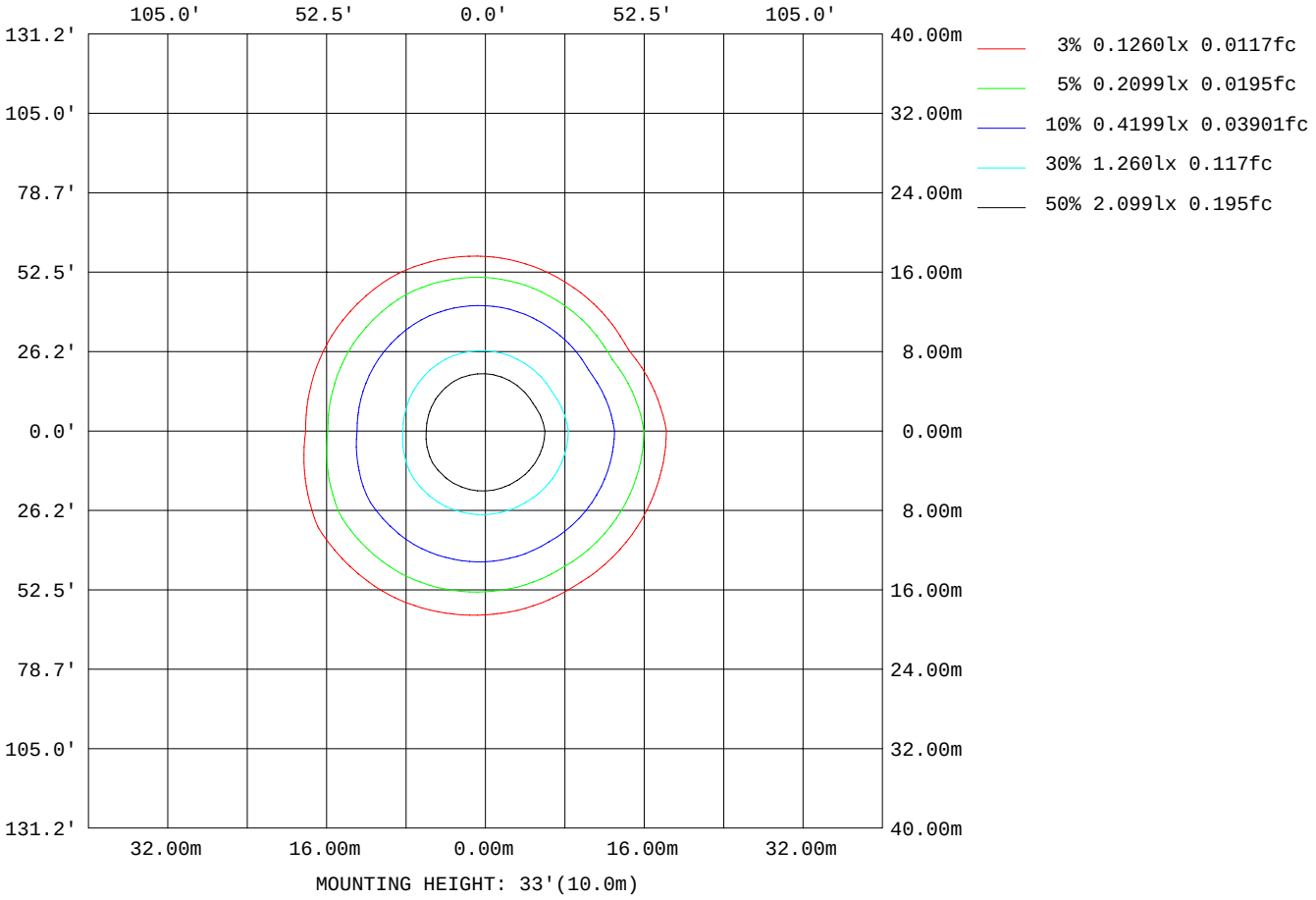

C Range: 0 - 360DEG
C Interval: 30.0DEG
Test Speed: HIGH
Temperature:25.3DEG
Operators:
Test Date:18 September 2026

γ Range: 0 - 180DEG
γ Interval: 1.0DEG
Test System:EVERFINE GO-2000A_V1 SYSTEM V2.0.295
Humidity:65.0%
Test Distance:14.200m [K=1.0000]
Remarks:

LED Avg.L Report

Test:U:120.5V I:0.0709A P:8.208W PF:0.9605 Lamp Flux:935.143x1 lm		
NAME:	TYPE:	WEIGHT:
SPEC.:	DIM.:	SERIAL No.:
MFR.:	SUR.:	Shielding Angle:

AvgL	cd/m2
L_0~180(65)av	47935
L_0~180(75)av	18422
L_0~180(85)av	1828
L_90~270(65)av	46531
L_90~270(75)av	17671
L_90~270(85)av	2527
L_45(65)av	47284
L_45(75)av	20119
L_45(85)av	5228

Standard: GB/T 29293-2012

C Range: 0 - 360DEG
C Interval: 30.0DEG
Test Speed: HIGH
Temperature:25.3DEG
Operators:
Test Date:18 September 2026

γ Range: 0 - 180DEG
γ Interval: 1.0DEG
Test System:EVERFINE GO-2000A_V1 SYSTEM V2.0.295
Humidity:65.0%
Test Distance:14.200m [K=1.0000]
Remarks:

Planar Illuminance Curve

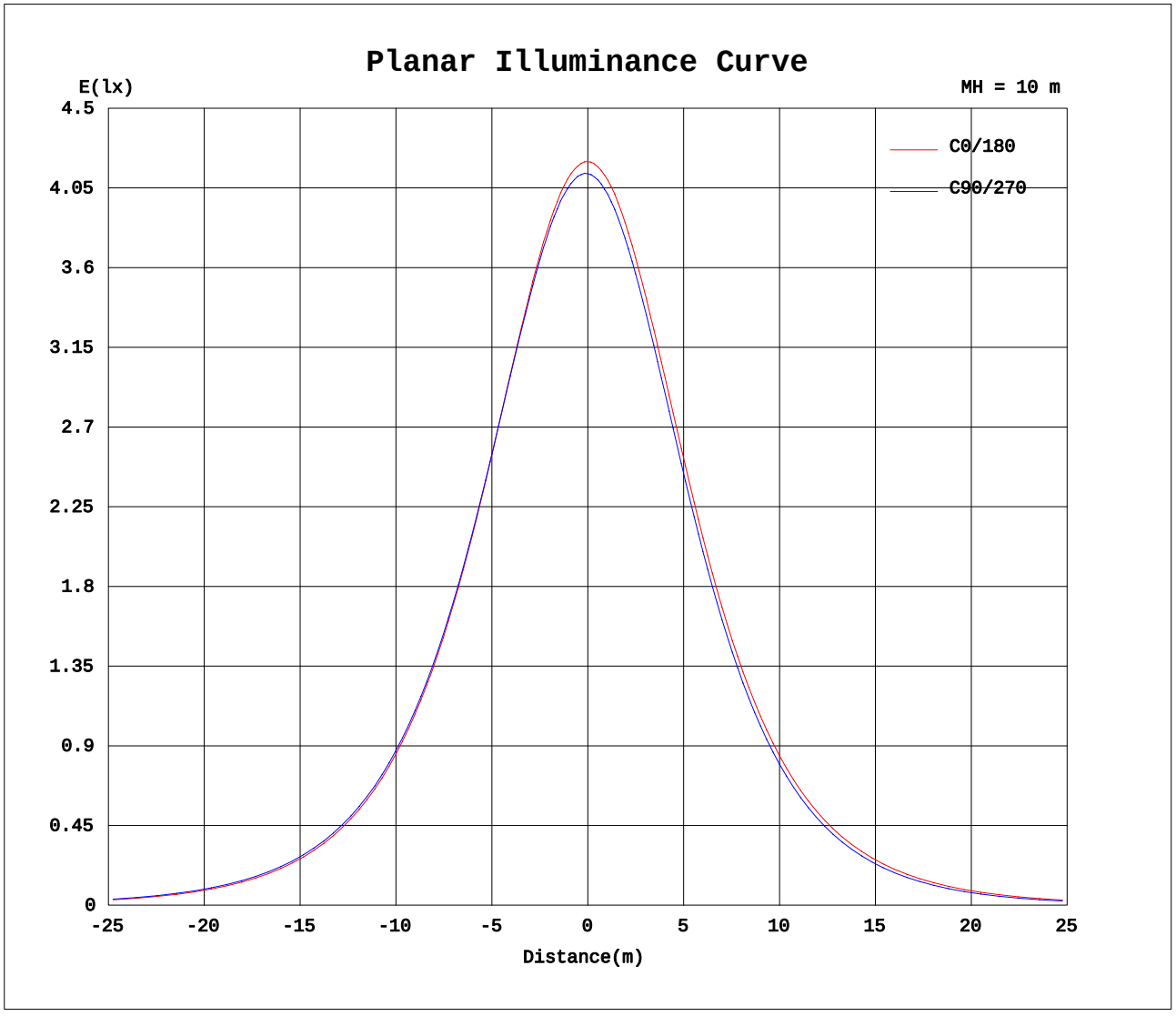

C Range: 0 - 360DEG
C Interval: 30.0DEG
Test Speed: HIGH
Temperature:25.3DEG
Operators:
Test Date:18 September 2026

γ Range: 0 - 180DEG
γ Interval: 1.0DEG
Test System:EVERFINE GO-2000A_V1 SYSTEM V2.0.295
Humidity:65.0%
Test Distance:14.200m [K=1.0000]
Remarks:

LUMINOUS DISTRIBUTION INTENSITY DATA

Test:U:120.5V I:0.0709A P:8.208W PF:0.9605 Lamp Flux:935.143x1 lm		
NAME:	TYPE:	WEIGHT:
SPEC.:	DIM.:	SERIAL No.:
MFR.:	SUR.:	Shielding Angle:

Table--1 UNIT: cd

γ (DEG) \ C(DEG)	0	30	60	90	120	150	180	210	240	270	300	330
0	420	417	415	413	412	411	420	417	415	413	412	411
5	418	415	413	412	413	413	417	415	413	409	406	405
10	411	408	406	407	409	410	410	408	406	400	396	394
15	400	396	394	397	400	402	397	396	394	388	381	379
20	383	380	378	382	387	390	381	380	378	370	362	359
25	363	360	357	363	370	373	360	360	357	348	339	335
30	338	335	332	340	348	352	335	335	333	323	311	307
35	309	306	304	312	322	327	306	307	304	293	281	275
40	277	274	271	281	293	298	274	275	273	261	247	241
45	242	239	236	247	260	266	239	240	238	225	211	205
50	204	201	199	211	225	231	201	203	201	187	172	164
55	164	161	159	171	186	194	161	163	162	148	133	122
60	123	120	118	131	146	154	120	123	121	107	92.2	81.5
65	82.5	79.3	77.1	89.5	106	114	79.6	82.6	81.1	67.8	54.4	45.6
70	45.5	42.8	40.7	50.8	66.0	73.9	43.2	46.0	44.8	34.3	25.0	20.4
75	19.6	18.1	16.9	22.2	32.6	38.9	18.6	20.2	19.4	14.4	10.4	8.19
80	8.46	7.68	6.86	9.39	13.3	16.3	7.70	8.45	8.09	5.55	2.84	1.13
85	0.80	0.00	0.00	1.76	4.68	6.58	0.47	1.16	0.84	0.00	0.00	0.00
90	0.00	0.00	0.00	0.00	0.00	0.00	0.00	0.00	0.00	0.00	0.00	0.00
95	0.00	0.00	0.00	0.00	0.00	0.00	0.00	0.00	0.00	0.00	0.00	0.00
100	0.00	0.00	0.00	0.00	0.00	0.00	0.00	0.00	0.00	0.00	0.00	0.00
105	0.00	0.00	0.00	0.00	0.00	0.00	0.00	0.00	0.00	0.00	0.00	0.00
110	0.00	0.00	0.00	0.00	0.00	0.00	0.00	0.00	0.00	0.00	0.00	0.00
115	0.00	0.00	0.00	0.00	0.00	0.00	0.00	0.00	0.00	0.00	0.00	0.00
120	0.00	0.00	0.00	0.00	0.00	0.00	0.00	0.00	0.00	0.00	0.00	0.00
125	0.00	0.00	0.00	0.00	0.00	0.00	0.00	0.00	0.00	0.00	0.00	0.00
130	0.00	0.00	0.00	0.00	0.00	0.00	0.00	0.00	0.00	0.00	0.00	0.00
135	0.00	0.00	0.00	0.00	0.00	0.00	0.00	0.00	0.00	0.00	0.00	0.00
140	0.00	0.00	0.00	0.00	0.00	0.00	0.00	0.00	0.00	0.00	0.00	0.00
145	0.00	0.00	0.00	0.00	0.00	0.00	0.00	0.00	0.00	0.00	0.00	0.00
150	0.00	0.00	0.00	0.00	0.00	0.00	0.00	0.00	0.00	0.00	0.00	0.00
155	0.00	0.00	0.00	0.00	0.00	0.00	0.00	0.00	0.00	0.00	0.00	0.00
160	0.00	0.00	0.00	0.00	0.00	0.00	0.00	0.00	0.00	0.00	0.00	0.00
165	0.00	0.00	0.00	0.00	0.00	0.00	0.00	0.00	0.00	0.00	0.00	0.00
170	0.00	0.00	0.00	0.00	0.00	0.00	0.00	0.00	0.00	0.00	0.00	0.00
175	0.00	0.00	0.00	0.00	0.00	0.00	0.00	0.00	0.00	0.00	0.00	0.00
180	0.00	0.00	0.00	0.00	0.00	0.00	0.00	0.00	0.00	0.00	0.00	0.00

C Range: 0 - 360DEG
C Interval: 30.0DEG
Test Speed: HIGH
Temperature:25.3DEG
Operators:
Test Date:18 September 2026

γ Range: 0 - 180DEG
γ Interval: 1.0DEG
Test System:EVERFINE GO-2000A_V1 SYSTEM V2.0.295
Humidity:65.0%
Test Distance:14.200m [K=1.0000]
Remarks: