LUMINAIRE PHOTOMETRIC TEST REPORT

Test:U:120.5V I:0.0696A P:8.053W PF:0.9594 Lamp Flux:957.915x1 lm		
NAME:	TYPE:	WEIGHT:
SPEC.:	DIM.:	SERIAL No.:
MFR.:	SUR.:	Shielding Angle:

DATA OF LAMP		PHOTOMETRIC DATA Eff: 118.95 lm/W			
MODEL	PT-CDL-SD-L-12-DD-5C3P-4-9w-3000k	Imax(cd)	426.0	S/MH(C0/180)	1.20
NOMINAL POWER(W)	9	LOR(%)	100.0	S/MH(C90/270)	1.17
RATED VOLTAGE(V)	120	TOTAL FLUX(lm)	957.92	η UP,DN(C0-180)	0.0,52.7
NOMINAL FLUX(lm)	957.915	CIE CLASS	DIRECT	η UP,DN(C180-360)	0.0,47.3
LAMPS INSIDE	1	η up(%)	0.0	CIBSE SHR NOM	1.25
TEST VOLTAGE(V)	120	η down(%)	100.0	CIBSE SHR MAX	1.30

LUMINOUS INTENSITY DISTRIBUTION DIAGRAM

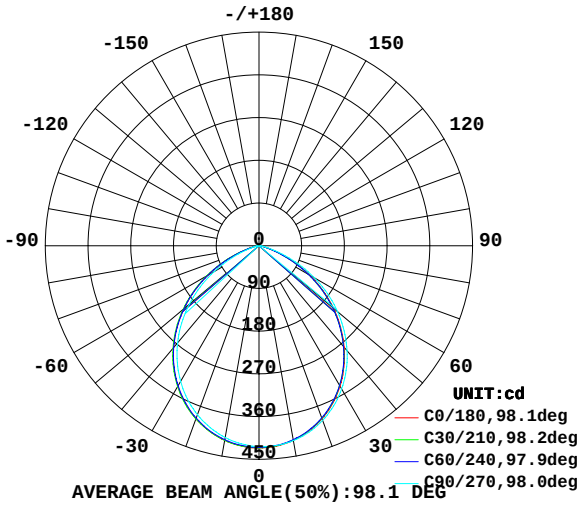

AVERAGE BEAM ANGLE(50%):98.1 DEG

C0 PLANE ISOLUX DIAGRAM (UNIT:lx)

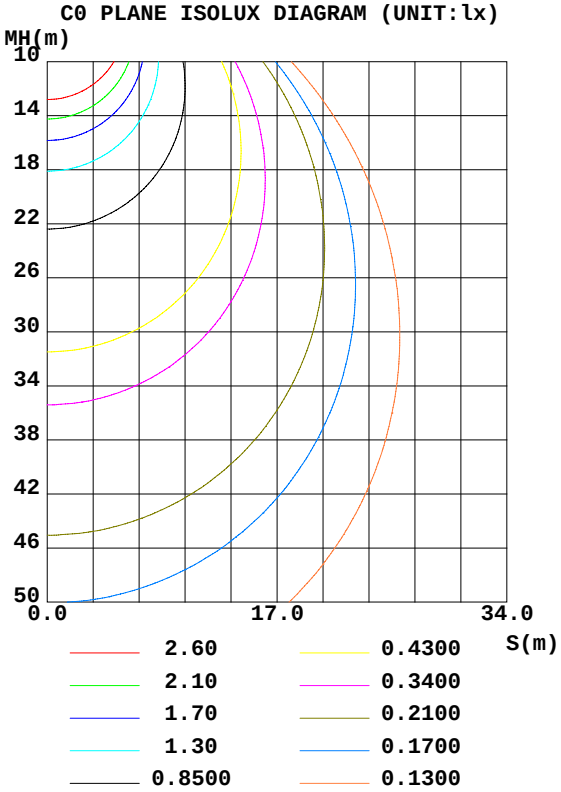

C Range: 0 - 360DEG
C Interval: 30.0DEG
Test Speed: HIGH
Temperature:25.3DEG
Operators:
Test Date:18 September 2026

γ Range: 0 - 180DEG
γ Interval: 1.0DEG
Test System:EVERFINE GO-2000A_V1 SYSTEM V2.0.295
Humidity:65.0%
Test Distance:14.200m [K=1.0000]
Remarks:

ZONAL FLUX DIAGRAM

ZONAL FLUX DIAGRAM:

γ	C0	C45	C90	C135	C180	C225	C270	C315	γ	Φ zone	Φ total	%lum,lamp
10	416.5	415.4	416.8	421.7	416.2	415.6	410.3	404.9	0- 10	40.04	40.04	4.18,4.18
20	388.3	386.6	391.7	401.3	387.8	387.6	379.0	368.6	10- 20	113.5	153.5	16,16
30	341.5	339.6	348.2	362.8	341.6	342.0	330.3	315.2	20- 30	168.1	321.6	33.6,33.6
40	279.1	277.1	288.5	307.2	280.1	280.8	266.8	247.7	30- 40	194.2	515.8	53.8,53.8
50	205.0	202.6	216.1	238.3	206.4	207.6	191.8	169.1	40- 50	186.8	702.6	73.3,73.3
60	122.7	119.9	134.6	159.1	124.5	126.3	109.4	85.46	50- 60	146.4	849.0	88.6,88.6
70	44.16	41.54	52.78	76.05	46.12	47.64	34.82	21.52	60- 70	81.67	930.7	97.2,97.2
80	8.205	7.246	9.870	16.85	8.451	8.828	5.711	1.544	70- 80	24.33	955.0	99.7,99.7
90	0	0	0	0.2529	0	0	0	0	80- 90	2.885	957.9	100,100
100	0	0	0	0	0	0	0	0	90-100	0.0023	957.9	100,100
110	0	0	0	0	0	0	0	0	100-110	0	957.9	100,100
120	0	0	0	0	0	0	0	0	110-120	0	957.9	100,100
130	0	0	0	0	0	0	0	0	120-130	0	957.9	100,100
140	0	0	0	0	0	0	0	0	130-140	0	957.9	100,100
150	0	0	0	0	0	0	0	0	140-150	0	957.9	100,100
160	0	0	0	0	0	0	0	0	150-160	0	957.9	100,100
170	0	0	0	0	0	0	0	0	160-170	0	957.9	100,100
180	0	0	0	0	0	0	0	0	170-180	0	957.9	100,100
DEG	LUMINOUS INTENSITY:cd									UNIT:lm		

C Range: 0 - 360DEG
C Interval: 30.0DEG
Test Speed: HIGH
Temperature:25.3DEG
Operators:
Test Date:18 September 2026

γ Range: 0 - 180DEG
γ Interval: 1.0DEG
Test System:EVERFINE GO-2000A_V1 SYSTEM V2.0.295
Humidity:65.0%
Test Distance:14.200m [K=1.0000]
Remarks:

CU AND LUMINAIRE BUDGETARY ESTIMATE DIAGRAM

Test:U:120.5V I:0.0696A P:8.053W PF:0.9594 Lamp Flux:957.915x1 lm		
NAME:	TYPE:	WEIGHT:
SPEC.:	DIM.:	SERIAL No.:
MFR.:	SUR.:	Shielding Angle:

ρcc	80%			70%			50%			30%			10%			0
ρw	50%	30%	10%	50%	30%	10%	50%	30%	10%	50%	30%	10%	50%	30%	10%	0
ρfc	20%			20%			20%			20%			20%			0
RCR	RCR:Room Cavity Ratio			Coefficients of Utilization(CU)												
0.0	1.19	1.19	1.19	1.16	1.16	1.16	1.11	1.11	1.11	1.06	1.06	1.06	1.02	1.02	1.02	.00
1.0	1.07	1.03	.00	1.04	1.01	.98	1.00	.98	.95	.96	.94	.92	.93	.91	.89	.88
2.0	.95	.89	.84	.93	.87	.83	.89	.85	.81	.86	.82	.79	.83	.80	.77	.75
3.0	.84	.77	.71	.83	.76	.71	.80	.74	.69	.77	.72	.68	.75	.71	.67	.65
4.0	.75	.67	.61	.74	.67	.61	.72	.65	.60	.69	.64	.59	.67	.63	.59	.57
5.0	.68	.60	.53	.67	.59	.53	.65	.58	.53	.63	.57	.52	.61	.56	.52	.50
6.0	.61	.53	.47	.61	.53	.47	.59	.52	.47	.57	.51	.46	.56	.50	.46	.44
7.0	.56	.48	.42	.55	.47	.42	.54	.47	.42	.52	.46	.41	.51	.45	.41	.39
8.0	.51	.43	.38	.51	.43	.38	.49	.42	.37	.48	.42	.37	.47	.41	.37	.35
9.0	.47	.39	.34	.47	.39	.34	.45	.39	.34	.44	.38	.34	.43	.38	.33	.32
10.0	.44	.36	.31	.43	.36	.31	.42	.35	.31	.41	.35	.31	.40	.35	.31	.29

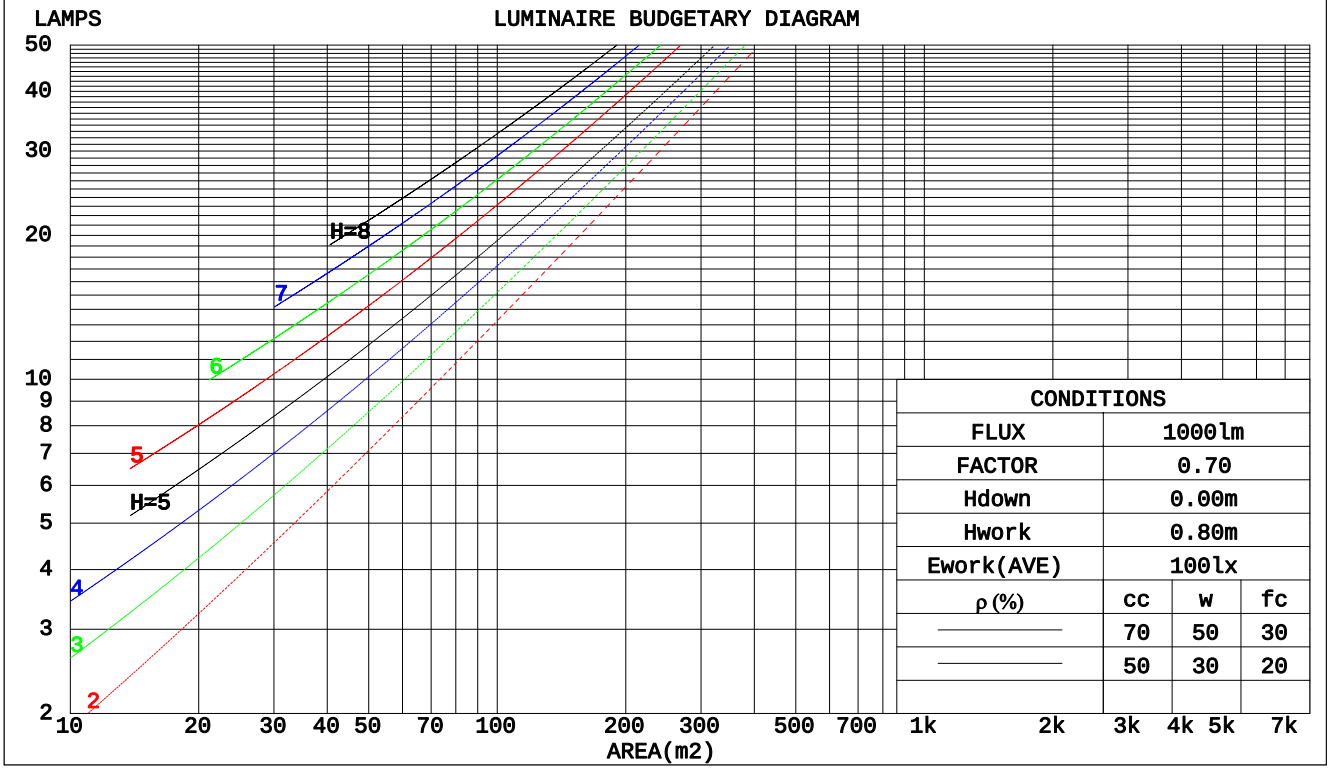

C Range: 0 - 360DEG
C Interval: 30.0DEG
Test Speed: HIGH
Temperature:25.3DEG
Operators:
Test Date:18 September 2026

γ Range: 0 - 180DEG
γ Interval: 1.0DEG
Test System:EVERFINE GO-2000A_V1 SYSTEM V2.0.295
Humidity:65.0%
Test Distance:14.200m [K=1.0000]
Remarks:

WEC AND CCEC

Test:U:120.5V I:0.0696A P:8.053W PF:0.9594 Lamp Flux:957.915x1 lm		
NAME:	TYPE:	WEIGHT:
SPEC.:	DIM.:	SERIAL No.:
MFR.:	SUR.:	Shielding Angle:

ρcc	80%			70%			50%			30%			10%			0
ρw	50%	30%	10%	50%	30%	10%	50%	30%	10%	50%	30%	10%	50%	30%	10%	0
ρfc	20%			20%			20%			20%			20%			0
RCR	RCR:Room Cavity Ratio						Wall Exitance Coeffcients(WEC)									
0.0																
1.0	.258	.147	.046	.251	.143	.045	.238	.136	.044	.226	.130	.042	.215	.125	.040	
2.0	.252	.138	.042	.246	.135	.042	.234	.130	.040	.224	.126	.039	.214	.121	.038	
3.0	.239	.127	.038	.233	.125	.038	.223	.121	.037	.214	.117	.036	.206	.114	.035	
4.0	.225	.117	.034	.220	.115	.034	.211	.112	.033	.203	.109	.033	.195	.106	.032	
5.0	.211	.107	.031	.207	.106	.031	.199	.103	.030	.191	.101	.030	.185	.099	.030	
6.0	.198	.099	.028	.194	.098	.028	.187	.096	.028	.180	.094	.028	.174	.092	.027	
7.0	.186	.092	.026	.182	.091	.026	.176	.089	.026	.170	.087	.025	.165	.086	.025	
8.0	.175	.085	.024	.172	.085	.024	.166	.083	.024	.161	.082	.024	.156	.080	.023	
9.0	.165	.080	.022	.162	.079	.022	.157	.078	.022	.152	.076	.022	.148	.075	.022	
10.0	.156	.075	.021	.153	.074	.021	.149	.073	.021	.144	.072	.020	.140	.071	.020	

ρcc	80%			70%			50%			30%			10%			0
ρw	50%	30%	10%	50%	30%	10%	50%	30%	10%	50%	30%	10%	50%	30%	10%	0
ρfc	20%			20%			20%			20%			20%			0
RCR	RCR:Room Cavity Ratio						Ceiling Cavity Exitance Coefficients(CCEC)									
0.0	.190	.190	.190	.163	.163	.163	.111	.111	.111	.064	.064	.064	.020	.020	.020	
1.0	.177	.157	.138	.151	.134	.119	.103	.092	.082	.060	.054	.048	.019	.017	.016	
2.0	.167	.132	.103	.143	.114	.089	.098	.079	.062	.056	.046	.036	.018	.015	.012	
3.0	.158	.114	.079	.136	.098	.068	.093	.068	.048	.054	.040	.028	.017	.013	.009	
4.0	.151	.100	.062	.129	.087	.054	.089	.060	.038	.051	.035	.022	.017	.012	.007	
5.0	.144	.090	.050	.123	.078	.044	.085	.054	.031	.049	.032	.018	.016	.010	.006	
6.0	.137	.081	.041	.118	.070	.036	.081	.049	.026	.047	.029	.015	.015	.009	.005	
7.0	.130	.074	.035	.112	.064	.031	.078	.045	.022	.045	.027	.013	.015	.009	.004	
8.0	.124	.069	.030	.107	.059	.026	.074	.042	.019	.043	.025	.011	.014	.008	.004	
9.0	.119	.064	.026	.102	.055	.023	.071	.039	.016	.041	.023	.010	.013	.008	.003	
10.0	.113	.059	.023	.098	.052	.020	.068	.036	.014	.040	.021	.009	.013	.007	.003	

C Range: 0 - 360DEG
C Interval: 30.0DEG
Test Speed: HIGH
Temperature:25.3DEG
Operators:
Test Date:18 September 2026

γ Range: 0 - 180DEG
γ Interval: 1.0DEG
Test System:EVERFINE GO-2000A_V1 SYSTEM V2.0.295
Humidity:65.0%
Test Distance:14.200m [K=1.0000]
Remarks:

UGR(Unified Glare Rating) Table

Test:U:120.5V I:0.0696A P:8.053W PF:0.9594 Lamp Flux:957.915x1 lm		
NAME:	TYPE:	WEIGHT:
SPEC.:	DIM.:	SERIAL No.:
MFR.:	SUR.:	Shielding Angle:

ceiling/cavity		0.7	0.7	0.5	0.5	0.3	0.7	0.7	0.5	0.5	0.3
walls		0.5	0.3	0.5	0.3	0.3	0.5	0.3	0.5	0.3	0.3
working plane		0.2	0.2	0.2	0.2	0.2	0.2	0.2	0.2	0.2	0.2
Room dimensions		Viewed crosswise					Viewed endwise				
x = 2H	y = 2H	27.4	28.8	27.6	29.0	29.2	27.6	29.0	27.8	29.2	29.3
	3H	27.9	29.2	28.2	29.4	29.6	28.2	29.5	28.5	29.7	29.9
	4H	27.9	29.1	28.2	29.4	29.6	28.2	29.4	28.5	29.7	29.9
	6H	27.9	29.0	28.2	29.3	29.5	28.2	29.3	28.5	29.6	29.9
	8H	27.8	28.9	28.2	29.2	29.5	28.2	29.3	28.5	29.5	29.8
	12H	27.8	28.8	28.1	29.1	29.4	28.1	29.2	28.5	29.5	29.8
4H	2H	27.7	28.9	28.0	29.1	29.4	27.8	29.0	28.1	29.3	29.5
	3H	28.2	29.3	28.6	29.6	29.9	28.5	29.5	28.8	29.8	30.1
	4H	28.3	29.3	28.7	29.6	29.9	28.6	29.5	28.9	29.8	30.2
	6H	28.3	29.1	28.7	29.5	29.8	28.6	29.4	29.0	29.7	30.1
	8H	28.3	29.0	28.7	29.4	29.8	28.5	29.3	29.0	29.7	30.1
	12H	28.2	28.9	28.6	29.3	29.7	28.5	29.2	28.9	29.6	30.0
8H	4H	28.3	29.0	28.7	29.4	29.8	28.5	29.3	28.9	29.6	30.0
	6H	28.3	28.9	28.7	29.3	29.7	28.5	29.2	29.0	29.6	30.0
	8H	28.2	28.8	28.7	29.2	29.7	28.5	29.1	29.0	29.5	29.9
	12H	28.2	28.7	28.7	29.1	29.6	28.5	29.0	29.0	29.4	29.9
12H	4H	28.2	28.9	28.6	29.3	29.7	28.5	29.2	28.9	29.6	30.0
	6H	28.2	28.8	28.7	29.2	29.7	28.5	29.1	29.0	29.5	29.9
	8H	28.2	28.7	28.7	29.1	29.6	28.5	29.0	29.0	29.4	29.9

Variations with the observer position at spacings:		
S = 1.0H	+ 0.5 / - 0.6	+ 0.4 / - 0.5
1.5H	+ 0.3 / - 0.5	+ 0.3 / - 0.4
2.0H	+ 0.9 / - 1.1	+ 1.0 / - 1.3

CIE Pub.117 Corrected 957.9 lm Total Lamp Luminous Flux.(8log(F/F0) = -0.1)

C Range: 0 - 360DEG
C Interval: 30.0DEG
Test Speed: HIGH
Temperature:25.3DEG
Operators:
Test Date:18 September 2026

γ Range: 0 - 180DEG
γ Interval: 1.0DEG
Test System:EVERFINE GO-2000A_V1 SYSTEM V2.0.295
Humidity:65.0%
Test Distance:14.200m [K=1.0000]
Remarks:

UTILIZATION FACTORS TABLE

Test:U:120.5V I:0.0696A P:8.053W PF:0.9594 Lamp Flux:957.915x1 lm		
NAME:	TYPE:	WEIGHT:
SPEC.:	DIM.:	SERIAL No.:
MFR.:	SUR.:	Shielding Angle:

REFLECTANCE										
Ceiling	0.8	0.8	0.8	0.7	0.7	0.7	0.5	0.5	0.5	0
Walls	0.7	0.5	0.3	0.7	0.5	0.3	0.7	0.5	0.3	0
Working plane	0.2	0.2	0.2	0.2	0.2	0.2	0.2	0.2	0.2	0
ROOM INDEX	UTILIZATION FACTORS(PERCENT) k(RI) x RCR = 5									
k = 0.60	62	52	45	62	51	45	61	51	45	39
0.80	73	62	56	72	62	55	70	61	55	49
1.00	81	72	65	80	71	65	78	72	64	58
1.25	88	79	73	87	78	73	84	77	72	65
1.50	93	84	78	91	84	78	89	82	77	70
2.00	99	92	86	97	91	86	94	89	84	77
2.50	102	96	91	101	95	90	97	92	88	80
3.00	105	100	95	103	98	94	99	95	92	84
4.00	109	104	100	106	102	99	102	99	96	88
5.00	111	107	103	108	105	102	104	101	99	90
ROOM INDEX	UF(total)									Direct
According to DIN EN 13032-2 2004				Suspended					SHRNOM = 1.25	

C Range: 0 - 360DEG
C Interval: 30.0DEG
Test Speed: HIGH
Temperature:25.3DEG
Operators:
Test Date:18 September 2026

γ Range: 0 - 180DEG
γ Interval: 1.0DEG
Test System:EVERFINE GO-2000A_V1 SYSTEM V2.0.295
Humidity:65.0%
Test Distance:14.200m [K=1.0000]
Remarks:

ISOCANDELA DIAGRAM

Test:U:120.5V I:0.0696A P:8.053W PF:0.9594 Lamp Flux:957.915x1 lm		
NAME:	TYPE:	WEIGHT:
SPEC.:	DIM.:	SERIAL No.:
MFR.:	SUR.:	Shielding Angle:

Conical surface Flux(90deg):
612.26 lm
%lum = 63.9%
%lamp = 63.9%

Conical surface Flux(120deg):
849.03 lm
%lum = 88.6%
%lamp = 88.6%

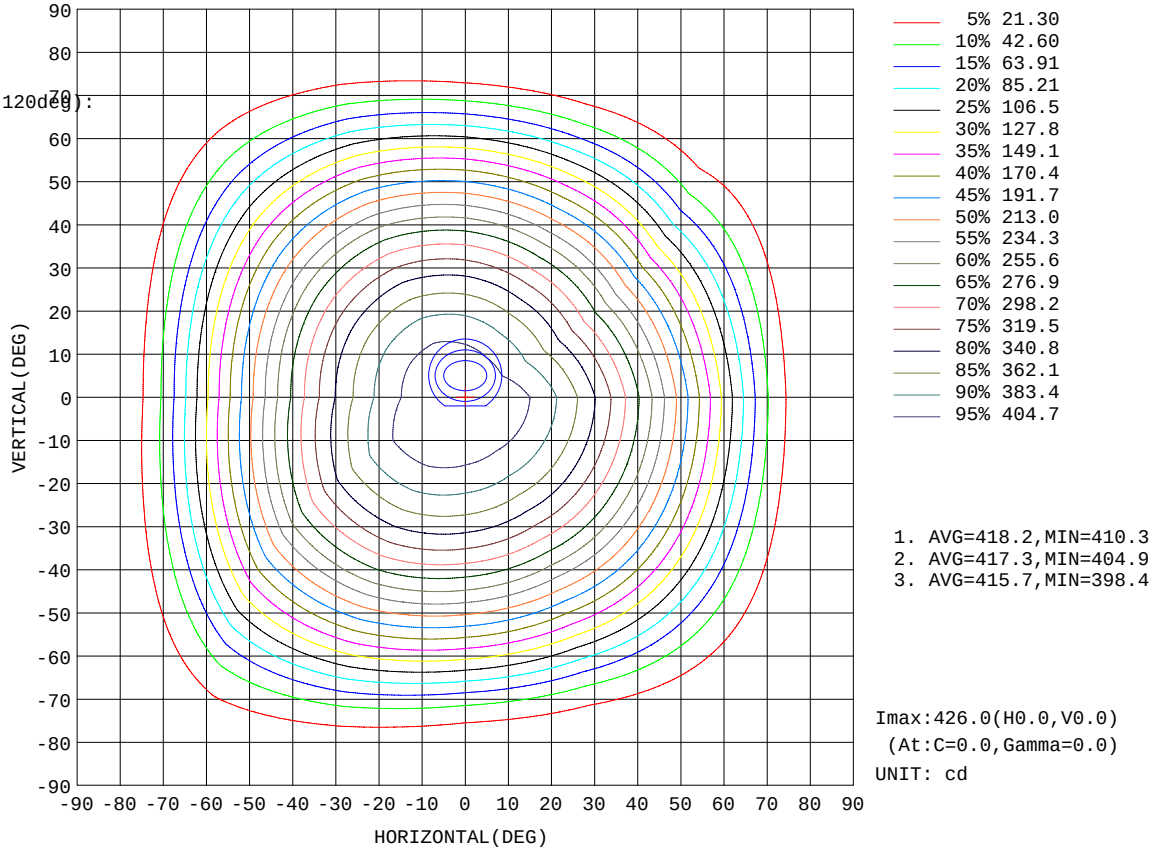

C Range: 0 - 360DEG
C Interval: 30.0DEG
Test Speed: HIGH
Temperature:25.3DEG
Operators:
Test Date:18 September 2026

γ Range: 0 - 180DEG
γ Interval: 1.0DEG
Test System:EVERFINE GO-2000A_V1 SYSTEM V2.0.295
Humidity:65.0%
Test Distance:14.200m [K=1.0000]
Remarks:

AAI Figure

Test:U:120.5V I:0.0696A P:8.053W PF:0.9594 Lamp Flux:957.915x1 lm		
NAME:	TYPE:	WEIGHT:
SPEC.:	DIM.:	SERIAL No.:
MFR.:	SUR.:	Shielding Angle:

Flux out:685.2 lm

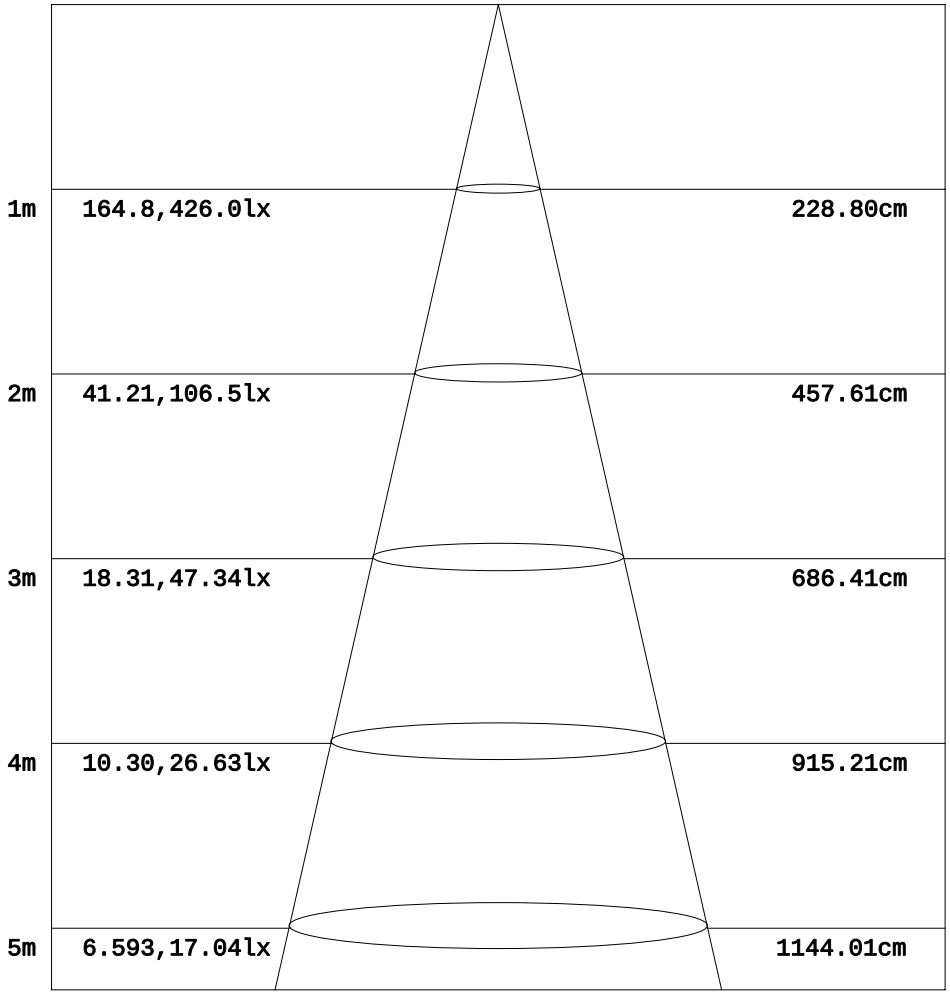

Height Eavg,Emax Angle:97.69deg Diameter

Note:The Curves indicate the illuminated area and the average illumination when the luminaire is at different distance.

C Range: 0 - 360DEG
C Interval: 30.0DEG
Test Speed: HIGH
Temperature:25.3DEG
Operators:
Test Date:18 September 2026

γ Range: 0 - 180DEG
γ Interval: 1.0DEG
Test System:EVERFINE GO-2000A_V1 SYSTEM V2.0.295
Humidity:65.0%
Test Distance:14.200m [K=1.0000]
Remarks:

ISOLUX DIAGRAM

Test:U:120.5V I:0.0696A P:8.053W PF:0.9594 Lamp Flux:957.915x1 lm		
NAME:	TYPE:	WEIGHT:
SPEC.:	DIM.:	SERIAL No.:
MFR.:	SUR.:	Shielding Angle:

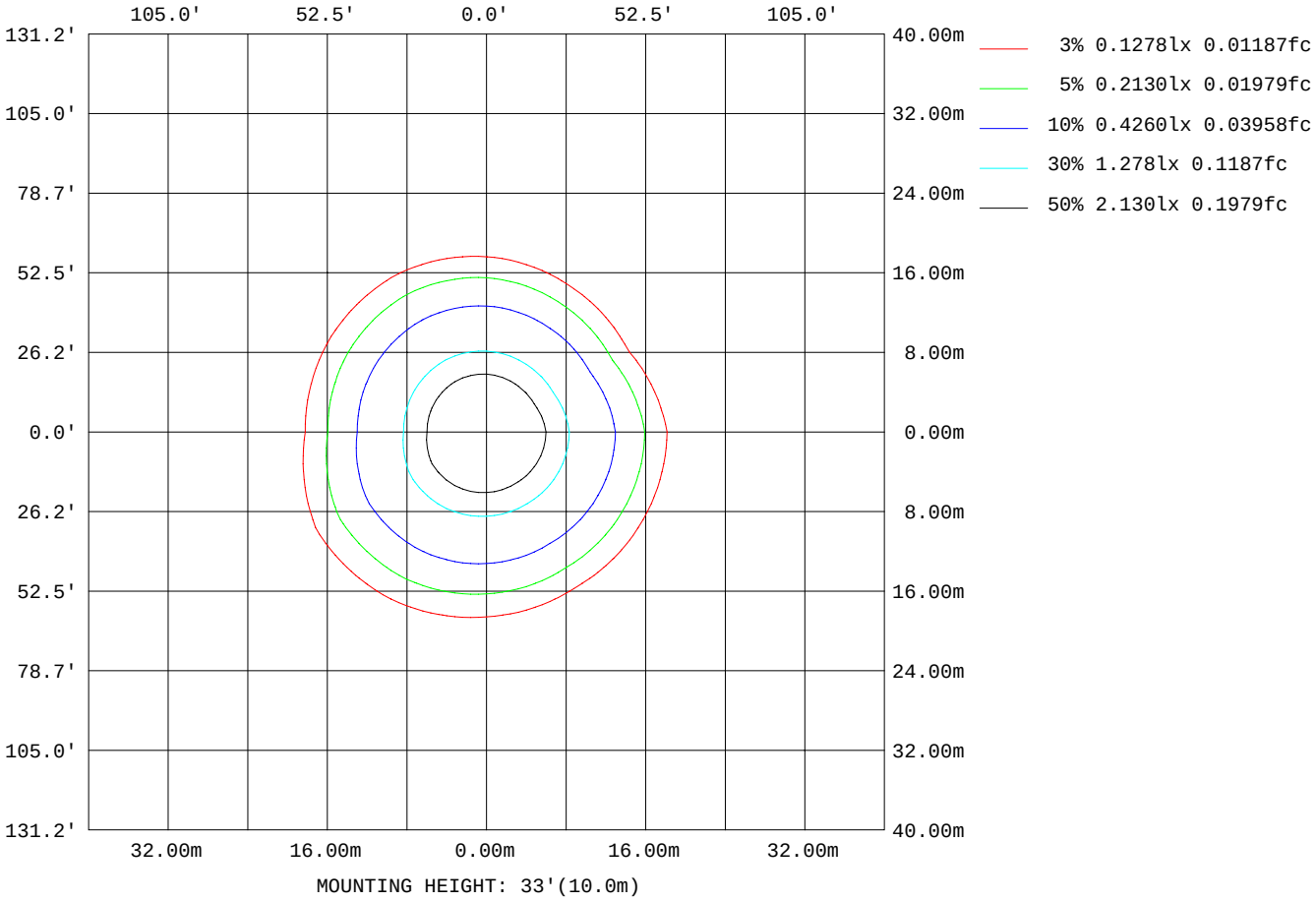

C Range: 0 - 360DEG
C Interval: 30.0DEG
Test Speed: HIGH
Temperature:25.3DEG
Operators:
Test Date:18 September 2026

γ Range: 0 - 180DEG
γ Interval: 1.0DEG
Test System:EVERFINE GO-2000A_V1 SYSTEM V2.0.295
Humidity:65.0%
Test Distance:14.200m [K=1.0000]
Remarks:

LED Avg.L Report

Test:U:120.5V I:0.0696A P:8.053W PF:0.9594 Lamp Flux:957.915x1 lm		
NAME:	TYPE:	WEIGHT:
SPEC.:	DIM.:	SERIAL No.:
MFR.:	SUR.:	Shielding Angle:

AvgL	cd/m2
L_0~180(65)av	48717
L_0~180(75)av	18839
L_0~180(85)av	2141
L_90~270(65)av	47768
L_90~270(75)av	18323
L_90~270(85)av	2958
L_45(65)av	48717
L_45(75)av	21395
L_45(85)av	6376

Standard: GB/T 29293-2012

C Range: 0 - 360DEG
C Interval: 30.0DEG
Test Speed: HIGH
Temperature:25.3DEG
Operators:
Test Date:18 September 2026

γ Range: 0 - 180DEG
γ Interval: 1.0DEG
Test System:EVERFINE GO-2000A_V1 SYSTEM V2.0.295
Humidity:65.0%
Test Distance:14.200m [K=1.0000]
Remarks:

Planar Illuminance Curve

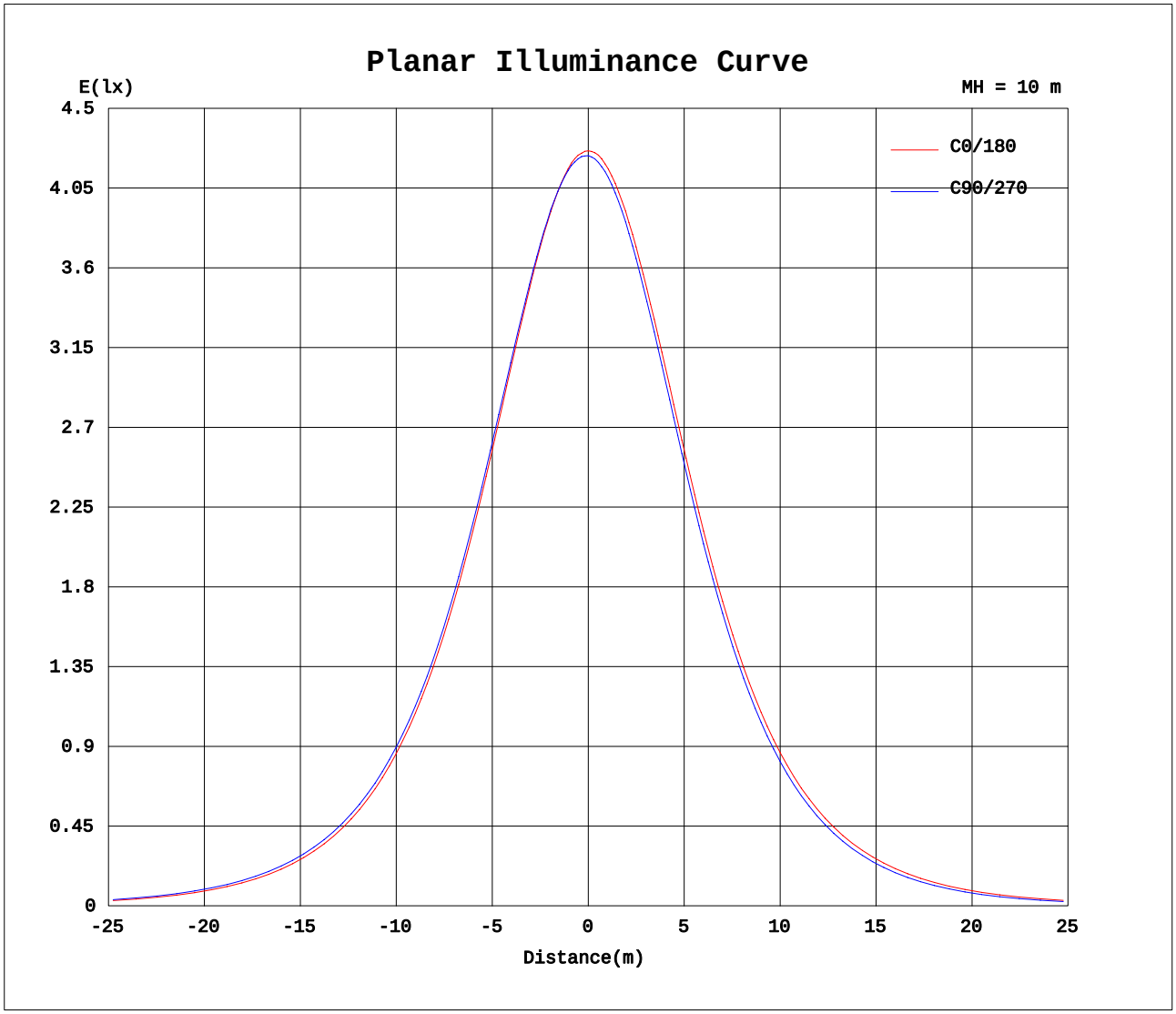

C Range: 0 - 360DEG
C Interval: 30.0DEG
Test Speed: HIGH
Temperature:25.3DEG
Operators:
Test Date:18 September 2026

γ Range: 0 - 180DEG
γ Interval: 1.0DEG
Test System:EVERFINE GO-2000A_V1 SYSTEM V2.0.295
Humidity:65.0%
Test Distance:14.200m [K=1.0000]
Remarks:

LUMINOUS DISTRIBUTION INTENSITY DATA

Test:U:120.5V I:0.0696A P:8.053W PF:0.9594 Lamp Flux:957.915x1 lm		
NAME:	TYPE:	WEIGHT:
SPEC.:	DIM.:	SERIAL No.:
MFR.:	SUR.:	Shielding Angle:

Table--1 UNIT: cd

γ (DEG) \ C(DEG)	0	30	60	90	120	150	180	210	240	270	300	330
0	426	426	425	423	423	423	426	426	425	423	423	423
5	424	423	422	423	424	426	424	423	422	419	416	416
10	416	416	415	417	421	423	416	416	415	410	406	404
15	405	404	403	407	412	415	404	405	403	397	390	388
20	388	387	386	392	399	403	388	389	387	379	370	367
25	367	366	365	372	382	387	367	368	366	357	346	342
30	342	340	340	348	360	365	342	343	341	330	317	313
35	312	310	310	320	334	340	313	314	312	300	286	280
40	279	277	277	288	304	311	280	282	280	267	251	245
45	243	241	241	254	270	278	245	247	244	231	213	207
50	205	203	202	216	234	242	206	209	206	192	174	164
55	164	162	162	176	195	204	166	169	166	151	133	121
60	123	120	120	135	155	164	125	128	125	109	91.2	79.7
65	81.4	78.8	78.1	92.3	112	122	83.3	86.4	83.8	69.2	52.9	43.7
70	44.2	42.0	41.0	52.8	71.4	80.7	46.1	48.8	46.5	34.8	23.9	19.2
75	18.9	17.8	17.0	23.3	36.2	43.8	20.1	21.7	20.3	14.7	10.1	7.77
80	8.20	7.54	6.96	9.87	14.9	18.8	8.45	9.12	8.54	5.71	2.43	0.66
85	0.51	0.00	0.01	2.06	5.67	7.88	0.98	1.62	1.08	0.00	0.00	0.00
90	0.00	0.00	0.00	0.00	0.00	0.51	0.00	0.00	0.00	0.00	0.00	0.00
95	0.00	0.00	0.00	0.00	0.00	0.00	0.00	0.00	0.00	0.00	0.00	0.00
100	0.00	0.00	0.00	0.00	0.00	0.00	0.00	0.00	0.00	0.00	0.00	0.00
105	0.00	0.00	0.00	0.00	0.00	0.00	0.00	0.00	0.00	0.00	0.00	0.00
110	0.00	0.00	0.00	0.00	0.00	0.00	0.00	0.00	0.00	0.00	0.00	0.00
115	0.00	0.00	0.00	0.00	0.00	0.00	0.00	0.00	0.00	0.00	0.00	0.00
120	0.00	0.00	0.00	0.00	0.00	0.00	0.00	0.00	0.00	0.00	0.00	0.00
125	0.00	0.00	0.00	0.00	0.00	0.00	0.00	0.00	0.00	0.00	0.00	0.00
130	0.00	0.00	0.00	0.00	0.00	0.00	0.00	0.00	0.00	0.00	0.00	0.00
135	0.00	0.00	0.00	0.00	0.00	0.00	0.00	0.00	0.00	0.00	0.00	0.00
140	0.00	0.00	0.00	0.00	0.00	0.00	0.00	0.00	0.00	0.00	0.00	0.00
145	0.00	0.00	0.00	0.00	0.00	0.00	0.00	0.00	0.00	0.00	0.00	0.00
150	0.00	0.00	0.00	0.00	0.00	0.00	0.00	0.00	0.00	0.00	0.00	0.00
155	0.00	0.00	0.00	0.00	0.00	0.00	0.00	0.00	0.00	0.00	0.00	0.00
160	0.00	0.00	0.00	0.00	0.00	0.00	0.00	0.00	0.00	0.00	0.00	0.00
165	0.00	0.00	0.00	0.00	0.00	0.00	0.00	0.00	0.00	0.00	0.00	0.00
170	0.00	0.00	0.00	0.00	0.00	0.00	0.00	0.00	0.00	0.00	0.00	0.00
175	0.00	0.00	0.00	0.00	0.00	0.00	0.00	0.00	0.00	0.00	0.00	0.00
180	0.00	0.00	0.00	0.00	0.00	0.00	0.00	0.00	0.00	0.00	0.00	0.00

C Range: 0 - 360DEG
C Interval: 30.0DEG
Test Speed: HIGH
Temperature:25.3DEG
Operators:
Test Date:18 September 2026

γ Range: 0 - 180DEG
γ Interval: 1.0DEG
Test System:EVERFINE GO-2000A_V1 SYSTEM V2.0.295
Humidity:65.0%
Test Distance:14.200m [K=1.0000]
Remarks: