LUMINAIRE PHOTOMETRIC TEST REPORT

Test:U:120.5V I:0.0695A P:8.030W PF:0.9593 Lamp Flux:969.032x1 lm		
NAME:	TYPE:	WEIGHT:
SPEC.:	DIM.:	SERIAL No.:
MFR.:	SUR.:	Shielding Angle:

DATA OF LAMP		PHOTOMETRIC DATA Eff: 120.67 lm/W			
MODEL	PT-CDL-SD-L-12-DD-5C3P-4-9w-3500k	Imax(cd)	430.0	S/MH(C0/180)	1.19
NOMINAL POWER(W)	9	LOR(%)	100.0	S/MH(C90/270)	1.18
RATED VOLTAGE(V)	120	TOTAL FLUX(lm)	969.03	η UP,DN(C0-180)	0.0,52.1
NOMINAL FLUX(lm)	969.032	CIE CLASS	DIRECT	η UP,DN(C180-360)	0.0,47.9
LAMPS INSIDE	1	η up(%)	0.0	CIBSE SHR NOM	1.25
TEST VOLTAGE(V)	120	η down(%)	100.0	CIBSE SHR MAX	1.35

LUMINOUS INTENSITY DISTRIBUTION DIAGRAM

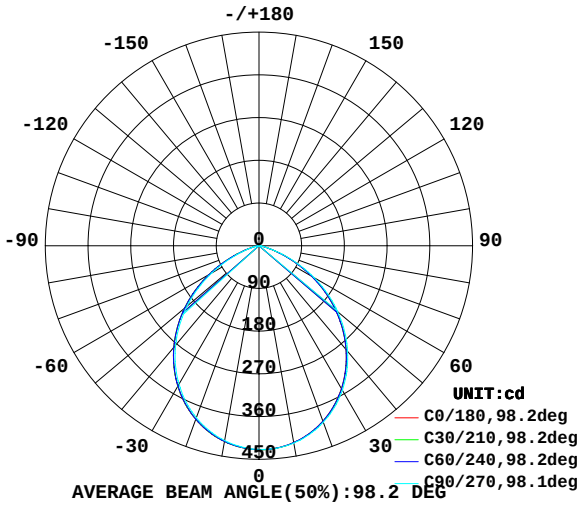

AVERAGE BEAM ANGLE(50%):98.2 DEG

C0 PLANE ISOLUX DIAGRAM (UNIT:lx)

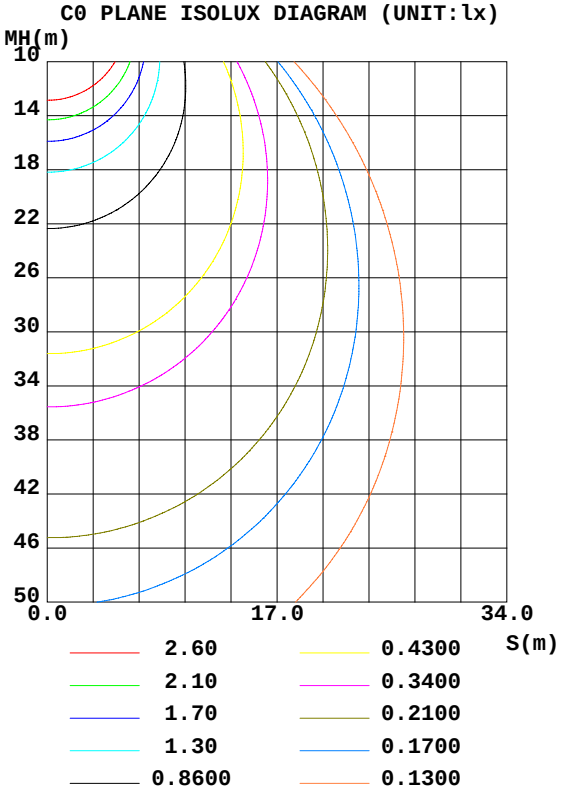

C Range: 0 - 360DEG
C Interval: 30.0DEG
Test Speed: HIGH
Temperature:25.3DEG
Operators:
Test Date:18 September 2026

γ Range: 0 - 180DEG
γ Interval: 1.0DEG
Test System:EVERFINE GO-2000A_V1 SYSTEM V2.0.295
Humidity:65.0%
Test Distance:14.200m [K=1.0000]
Remarks:

ZONAL FLUX DIAGRAM

ZONAL FLUX DIAGRAM:

γ	C0	C45	C90	C135	C180	C225	C270	C315	γ	Φ zone	Φ total	%lum,lamp
10	421.0	421.0	422.1	423.9	418.8	418.5	416.9	414.0	0- 10	40.51	40.51	4.18,4.18
20	393.5	393.7	395.9	399.7	389.2	389.0	385.7	380.9	10- 20	114.9	155.4	16,16
30	347.6	348.0	351.5	357.6	342.1	341.7	337.1	329.9	20- 30	170.2	325.5	33.6,33.6
40	285.2	285.7	290.4	298.8	279.5	279.1	273.4	264.2	30- 40	196.6	522.2	53.9,53.9
50	210.9	211.1	216.7	227.0	204.5	204.5	197.8	187.5	40- 50	189.4	711.5	73.4,73.4
60	128.2	127.9	133.7	145.6	121.8	121.8	114.5	104.2	50- 60	148.7	860.3	88.8,88.8
70	48.14	47.26	51.09	62.85	43.48	43.63	37.72	29.87	60- 70	82.60	942.9	97.3,97.3
80	9.111	8.622	9.458	12.40	7.817	7.859	6.426	4.106	70- 80	23.65	966.5	99.7,99.7
90	0	0	0	0	0	0	0	0	80- 90	2.514	969.0	100,100
100	0	0	0	0	0	0	0	0	90-100	0	969.0	100,100
110	0	0	0	0	0	0	0	0	100-110	0	969.0	100,100
120	0	0	0	0	0	0	0	0	110-120	0	969.0	100,100
130	0	0	0	0	0	0	0	0	120-130	0	969.0	100,100
140	0	0	0	0	0	0	0	0	130-140	0	969.0	100,100
150	0	0	0	0	0	0	0	0	140-150	0	969.0	100,100
160	0	0	0	0	0	0	0	0	150-160	0	969.0	100,100
170	0	0	0	0	0	0	0	0	160-170	0	969.0	100,100
180	0	0	0	0	0	0	0	0	170-180	0	969.0	100,100
DEG	LUMINOUS INTENSITY:cd									UNIT:lm		

C Range: 0 - 360DEG
C Interval: 30.0DEG
Test Speed: HIGH
Temperature:25.3DEG
Operators:
Test Date:18 September 2026

γ Range: 0 - 180DEG
γ Interval: 1.0DEG
Test System:EVERFINE GO-2000A_V1 SYSTEM V2.0.295
Humidity:65.0%
Test Distance:14.200m [K=1.0000]
Remarks:

CU AND LUMINAIRE BUDGETARY ESTIMATE DIAGRAM

Test:U:120.5V I:0.0695A P:8.030W PF:0.9593 Lamp Flux:969.032x1 lm		
NAME:	TYPE:	WEIGHT:
SPEC.:	DIM.:	SERIAL No.:
MFR.:	SUR.:	Shielding Angle:

ρcc	80%			70%			50%			30%			10%			0
ρw	50%	30%	10%	50%	30%	10%	50%	30%	10%	50%	30%	10%	50%	30%	10%	0
ρfc	20%			20%			20%			20%			20%			0
RCR	RCR:Room Cavity Ratio			Coefficients of Utilization(CU)												
0.0	1.19	1.19	1.19	1.16	1.16	1.16	1.11	1.11	1.11	1.06	1.06	1.06	1.02	1.02	1.02	1.00
1.0	1.07	1.03	.00	1.04	1.01	.98	1.00	.98	.95	.96	.94	.92	.93	.91	.90	.88
2.0	.95	.89	.84	.93	.87	.83	.89	.85	.81	.86	.82	.79	.83	.80	.77	.75
3.0	.84	.77	.71	.83	.76	.71	.80	.74	.69	.77	.72	.68	.75	.71	.67	.65
4.0	.75	.67	.61	.74	.67	.61	.72	.65	.60	.69	.64	.59	.67	.63	.59	.57
5.0	.68	.60	.54	.67	.59	.53	.65	.58	.53	.63	.57	.52	.61	.56	.52	.50
6.0	.61	.53	.47	.61	.53	.47	.59	.52	.47	.57	.51	.46	.56	.50	.46	.44
7.0	.56	.48	.42	.55	.47	.42	.54	.47	.42	.52	.46	.41	.51	.45	.41	.39
8.0	.51	.43	.38	.51	.43	.38	.49	.42	.37	.48	.42	.37	.47	.41	.37	.35
9.0	.47	.39	.34	.47	.39	.34	.45	.39	.34	.44	.38	.34	.43	.38	.34	.32
10.0	.44	.36	.31	.43	.36	.31	.42	.35	.31	.41	.35	.31	.40	.35	.31	.29

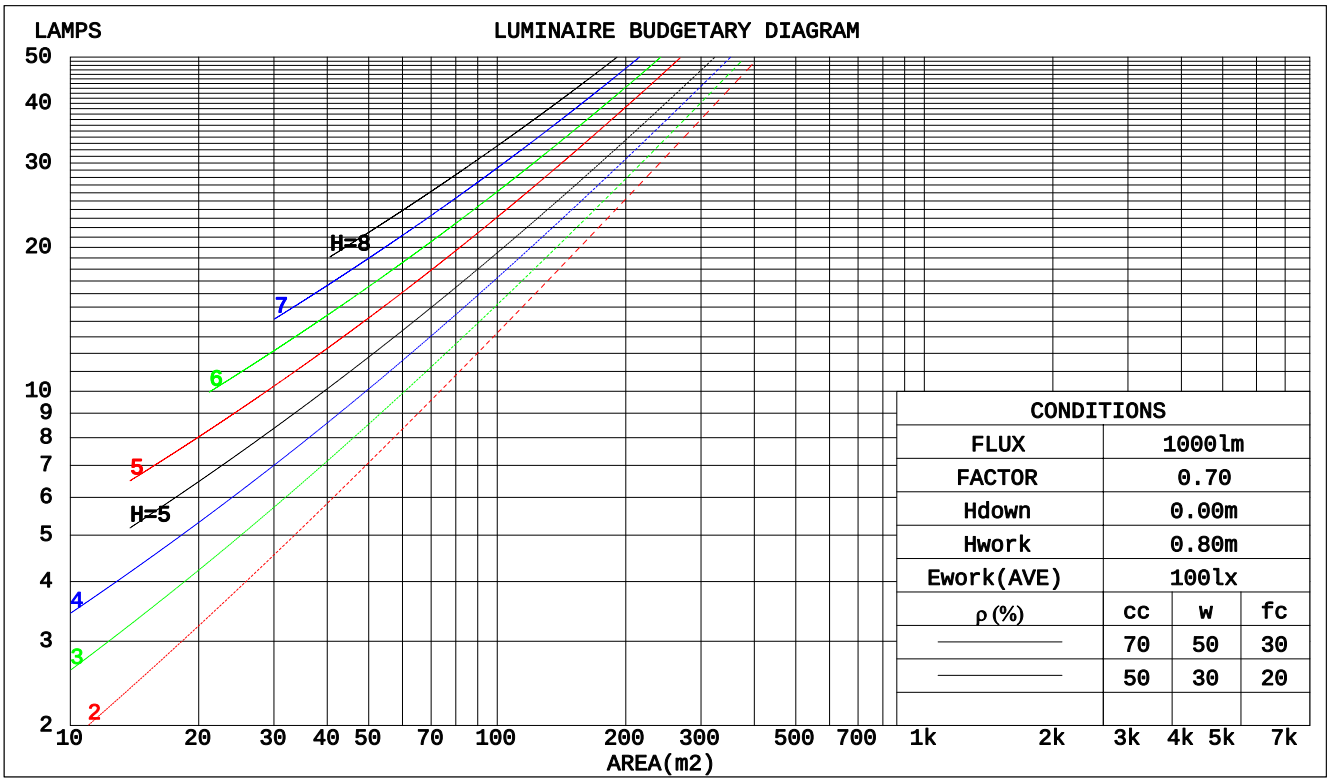

C Range: 0 - 360DEG
C Interval: 30.0DEG
Test Speed: HIGH
Temperature:25.3DEG
Operators:
Test Date:18 September 2026

γ Range: 0 - 180DEG
γ Interval: 1.0DEG
Test System:EVERFINE GO-2000A_V1 SYSTEM V2.0.295
Humidity:65.0%
Test Distance:14.200m [K=1.0000]
Remarks:

WEC AND CCEC

Test:U:120.5V I:0.0695A P:8.030W PF:0.9593 Lamp Flux:969.032x1 lm		
NAME:	TYPE:	WEIGHT:
SPEC.:	DIM.:	SERIAL No.:
MFR.:	SUR.:	Shielding Angle:

ρcc	80%			70%			50%			30%			10%			0
ρw	50%	30%	10%	50%	30%	10%	50%	30%	10%	50%	30%	10%	50%	30%	10%	0
ρfc	20%			20%			20%			20%			20%			0
RCR	RCR:Room Cavity Ratio						Wall Exitance Coeffcients(WEC)									
0.0																
1.0	.257	.146	.046	.250	.143	.045	.237	.136	.043	.225	.130	.042	.214	.124	.040	
2.0	.251	.138	.042	.245	.135	.042	.234	.130	.040	.223	.125	.039	.214	.121	.038	
3.0	.238	.127	.038	.233	.125	.038	.223	.121	.037	.214	.117	.036	.205	.114	.035	
4.0	.224	.117	.034	.220	.115	.034	.211	.112	.033	.203	.109	.033	.195	.106	.032	
5.0	.210	.107	.031	.206	.106	.031	.199	.103	.030	.191	.101	.030	.184	.099	.030	
6.0	.198	.099	.028	.194	.098	.028	.187	.096	.028	.180	.094	.028	.174	.092	.027	
7.0	.186	.092	.026	.182	.091	.026	.176	.089	.026	.170	.087	.025	.165	.086	.025	
8.0	.175	.085	.024	.172	.085	.024	.166	.083	.024	.161	.081	.024	.156	.080	.023	
9.0	.165	.080	.022	.162	.079	.022	.157	.078	.022	.152	.076	.022	.148	.075	.022	
10.0	.156	.075	.021	.153	.074	.021	.149	.073	.021	.144	.072	.020	.140	.071	.020	

ρcc	80%			70%			50%			30%			10%			0
ρw	50%	30%	10%	50%	30%	10%	50%	30%	10%	50%	30%	10%	50%	30%	10%	0
ρfc	20%			20%			20%			20%			20%			0
RCR	RCR:Room Cavity Ratio						Ceiling Cavity Exitance Coefficients(CCEC)									
0.0	.190	.190	.190	.163	.163	.163	.111	.111	.111	.064	.064	.064	.020	.020	.020	
1.0	.177	.157	.139	.151	.134	.119	.103	.092	.082	.060	.054	.048	.019	.017	.016	
2.0	.167	.132	.103	.143	.114	.089	.098	.079	.062	.056	.046	.036	.018	.015	.012	
3.0	.158	.114	.079	.136	.098	.068	.093	.068	.048	.054	.040	.028	.017	.013	.009	
4.0	.151	.100	.062	.129	.087	.054	.089	.060	.038	.051	.035	.022	.017	.012	.007	
5.0	.144	.090	.050	.123	.078	.044	.085	.054	.031	.049	.032	.018	.016	.010	.006	
6.0	.137	.081	.041	.118	.070	.036	.081	.049	.026	.047	.029	.015	.015	.009	.005	
7.0	.130	.074	.035	.112	.064	.031	.078	.045	.022	.045	.027	.013	.015	.009	.004	
8.0	.124	.068	.030	.107	.059	.026	.074	.042	.019	.043	.025	.011	.014	.008	.004	
9.0	.119	.064	.026	.102	.055	.023	.071	.039	.016	.041	.023	.010	.013	.008	.003	
10.0	.113	.059	.023	.098	.051	.020	.068	.036	.014	.040	.021	.009	.013	.007	.003	

C Range: 0 - 360DEG
C Interval: 30.0DEG
Test Speed: HIGH
Temperature:25.3DEG
Operators:
Test Date:18 September 2026

γ Range: 0 - 180DEG
γ Interval: 1.0DEG
Test System:EVERFINE GO-2000A_V1 SYSTEM V2.0.295
Humidity:65.0%
Test Distance:14.200m [K=1.0000]
Remarks:

UGR(Unified Glare Rating) Table

Test:U:120.5V I:0.0695A P:8.030W PF:0.9593 Lamp Flux:969.032x1 lm		
NAME:	TYPE:	WEIGHT:
SPEC.:	DIM.:	SERIAL No.:
MFR.:	SUR.:	Shielding Angle:

ceiling/cavity	0.7	0.7	0.5	0.5	0.3	0.7	0.7	0.5	0.5	0.3
walls	0.5	0.3	0.5	0.3	0.3	0.5	0.3	0.5	0.3	0.3
working plane	0.2	0.2	0.2	0.2	0.2	0.2	0.2	0.2	0.2	0.2
Room dimensions	Viewed crosswise					Viewed endwise				
x = 2H y = 2H	27.6	29.0	27.9	29.2	29.4	27.7	29.1	28.0	29.3	29.5
3H	28.2	29.5	28.5	29.7	30.0	28.3	29.6	28.6	29.8	30.0
4H	28.3	29.5	28.6	29.7	30.0	28.4	29.6	28.7	29.8	30.1
6H	28.2	29.4	28.5	29.6	29.9	28.3	29.5	28.6	29.7	30.0
8H	28.2	29.3	28.5	29.6	29.8	28.3	29.4	28.6	29.7	29.9
12H	28.1	29.2	28.5	29.5	29.8	28.2	29.3	28.6	29.6	29.9
4H 2H	28.0	29.2	28.3	29.4	29.7	28.0	29.2	28.3	29.5	29.7
3H	28.6	29.7	29.0	30.0	30.3	28.7	29.7	29.0	30.0	30.3
4H	28.7	29.7	29.1	30.0	30.3	28.8	29.7	29.1	30.0	30.4
6H	28.7	29.5	29.1	29.9	30.2	28.8	29.6	29.2	29.9	30.3
8H	28.7	29.4	29.1	29.8	30.2	28.7	29.5	29.1	29.9	30.3
12H	28.6	29.3	29.1	29.7	30.1	28.7	29.4	29.1	29.8	30.2
8H 4H	28.7	29.4	29.1	29.8	30.2	28.7	29.5	29.1	29.9	30.2
6H	28.7	29.3	29.1	29.7	30.1	28.8	29.4	29.2	29.8	30.2
8H	28.7	29.2	29.1	29.7	30.1	28.7	29.3	29.2	29.7	30.2
12H	28.6	29.1	29.1	29.6	30.0	28.7	29.2	29.2	29.6	30.1
12H 4H	28.6	29.3	29.0	29.7	30.1	28.7	29.4	29.1	29.8	30.2
6H	28.7	29.2	29.1	29.6	30.1	28.7	29.3	29.2	29.7	30.1
8H	28.7	29.1	29.1	29.6	30.0	28.7	29.2	29.2	29.6	30.1
Variations with the observer position at spacings:										
S = 1.0H	+ 0.4 / - 0.6					+ 0.4 / - 0.5				
1.5H	+ 0.2 / - 0.5					+ 0.3 / - 0.4				
2.0H	+ 0.8 / - 0.9					+ 0.9 / - 1.0				

CIE Pub.117 Corrected 969.0 lm Total Lamp Luminous Flux.(8log(F/F0) = -0.1)

C Range: 0 - 360DEG
C Interval: 30.0DEG
Test Speed: HIGH
Temperature:25.3DEG
Operators:
Test Date:18 September 2026

γ Range: 0 - 180DEG
γ Interval: 1.0DEG
Test System:EVERFINE GO-2000A_V1 SYSTEM V2.0.295
Humidity:65.0%
Test Distance:14.200m [K=1.0000]
Remarks:

UTILIZATION FACTORS TABLE

Test:U:120.5V I:0.0695A P:8.030W PF:0.9593 Lamp Flux:969.032x1 lm		
NAME:	TYPE:	WEIGHT:
SPEC.:	DIM.:	SERIAL No.:
MFR.:	SUR.:	Shielding Angle:

REFLECTANCE										
Ceiling	0.8	0.8	0.8	0.7	0.7	0.7	0.5	0.5	0.5	0
Walls	0.7	0.5	0.3	0.7	0.5	0.3	0.7	0.5	0.3	0
Working plane	0.2	0.2	0.2	0.2	0.2	0.2	0.2	0.2	0.2	0
ROOM INDEX	UTILIZATION FACTORS(PERCENT) k(RI) x RCR = 5									
k = 0.60	62	52	45	62	51	45	61	51	45	39
0.80	73	62	56	72	62	55	70	61	55	49
1.00	81	72	65	80	71	65	78	72	64	58
1.25	88	79	73	87	79	73	84	77	72	65
1.50	93	85	79	91	84	78	89	82	77	70
2.00	99	92	87	97	91	86	94	89	84	77
2.50	102	96	91	101	95	90	97	92	88	81
3.00	105	100	95	103	98	94	100	95	92	84
4.00	109	104	100	106	102	99	102	99	96	88
5.00	111	107	103	108	105	102	104	101	99	90
ROOM INDEX	UF(total)									Direct
According to DIN EN 13032-2 2004				Suspended					SHRNOM = 1.25	

C Range: 0 - 360DEG
C Interval: 30.0DEG
Test Speed: HIGH
Temperature:25.3DEG
Operators:
Test Date:18 September 2026

γ Range: 0 - 180DEG
γ Interval: 1.0DEG
Test System:EVERFINE GO-2000A_V1 SYSTEM V2.0.295
Humidity:65.0%
Test Distance:14.200m [K=1.0000]
Remarks:

ISOCANDELA DIAGRAM

Test:U:120.5V I:0.0695A P:8.030W PF:0.9593 Lamp Flux:969.032x1 lm		
NAME:	TYPE:	WEIGHT:
SPEC.:	DIM.:	SERIAL No.:
MFR.:	SUR.:	Shielding Angle:

Conical surface Flux(90deg):
619.92 lm
%lum = 64.0%
%lamp = 64.0%

Conical surface Flux(120deg):
860.27 lm
%lum = 88.8%
%lamp = 88.8%

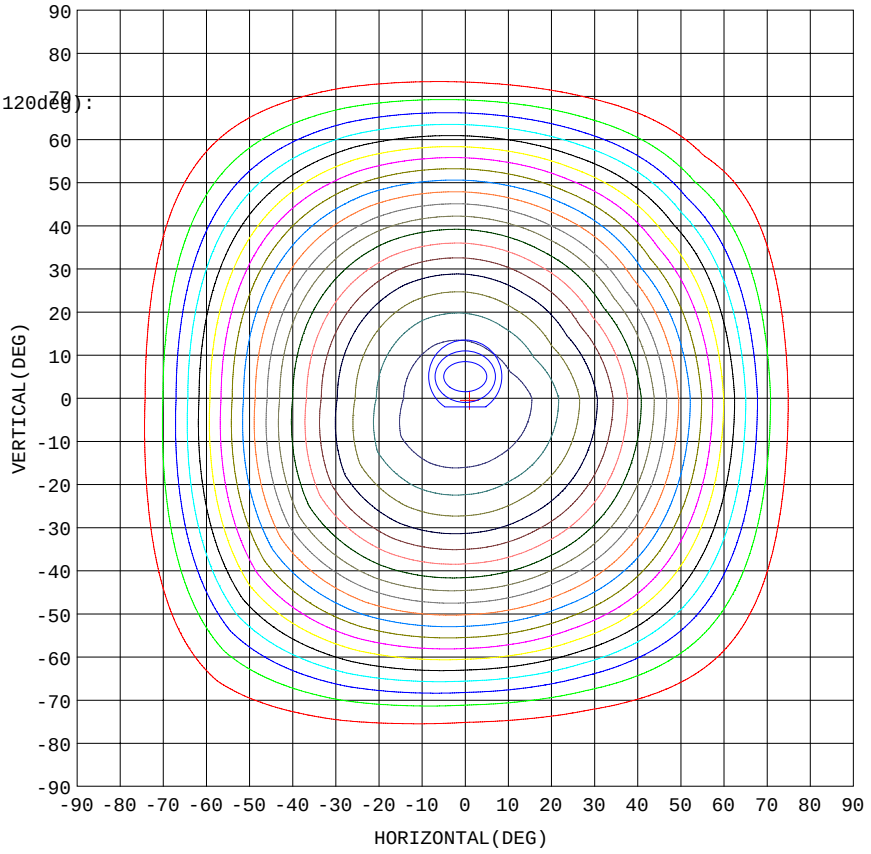

5% 21.49
10% 42.99
15% 64.48
20% 85.98
25% 107.5
30% 129.0
35% 150.5
40% 172.0
45% 193.5
50% 214.9
55% 236.4
60% 257.9
65% 279.4
70% 300.9
75% 322.4
80% 343.9
85% 365.4
90% 386.9
95% 408.4

1. AVG=424.2,MIN=418.6
2. AVG=422.9,MIN=413.4
3. AVG=421.3,MIN=407.1

Imax:429.9(H1.0,V-0.5)
(At:C=30.0,Gamma=1.0)
UNIT: cd

C Range: 0 - 360DEG
C Interval: 30.0DEG
Test Speed: HIGH
Temperature:25.3DEG
Operators:
Test Date:18 September 2026

γ Range: 0 - 180DEG
γ Interval: 1.0DEG
Test System:EVERFINE GO-2000A_V1 SYSTEM V2.0.295
Humidity:65.0%
Test Distance:14.200m [K=1.0000]
Remarks:

AAI Figure

Test:U:120.5V I:0.0695A P:8.030W PF:0.9593 Lamp Flux:969.032x1 lm		
NAME:	TYPE:	WEIGHT:
SPEC.:	DIM.:	SERIAL No.:
MFR.:	SUR.:	Shielding Angle:

Flux out:711.5 lm

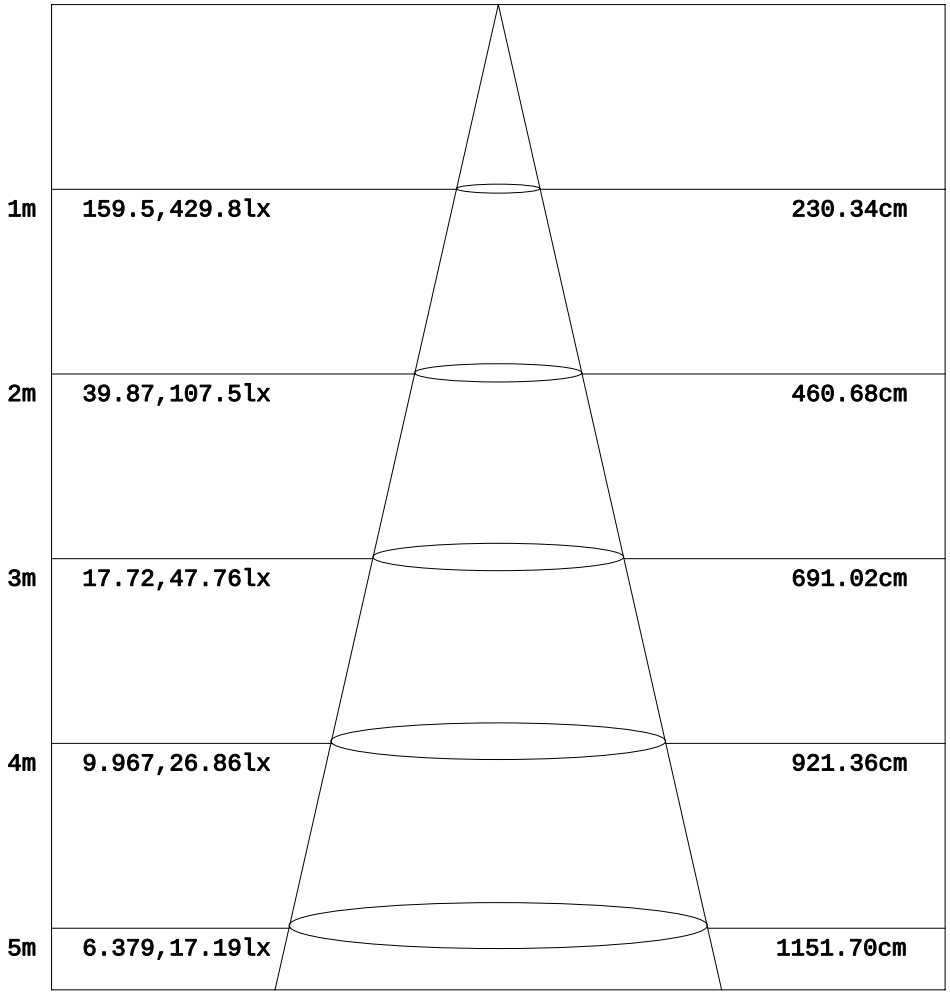

Note:The Curves indicate the illuminated area and the average illumination when the luminaire is at different distance.

C Range: 0 - 360DEG
C Interval: 30.0DEG
Test Speed: HIGH
Temperature:25.3DEG
Operators:
Test Date:18 September 2026

γ Range: 0 - 180DEG
γ Interval: 1.0DEG
Test System:EVERFINE GO-2000A_V1 SYSTEM V2.0.295
Humidity:65.0%
Test Distance:14.200m [K=1.0000]
Remarks:

ISOLUX DIAGRAM

Test:U:120.5V I:0.0695A P:8.030W PF:0.9593 Lamp Flux:969.032x1 lm		
NAME:	TYPE:	WEIGHT:
SPEC.:	DIM.:	SERIAL No.:
MFR.:	SUR.:	Shielding Angle:

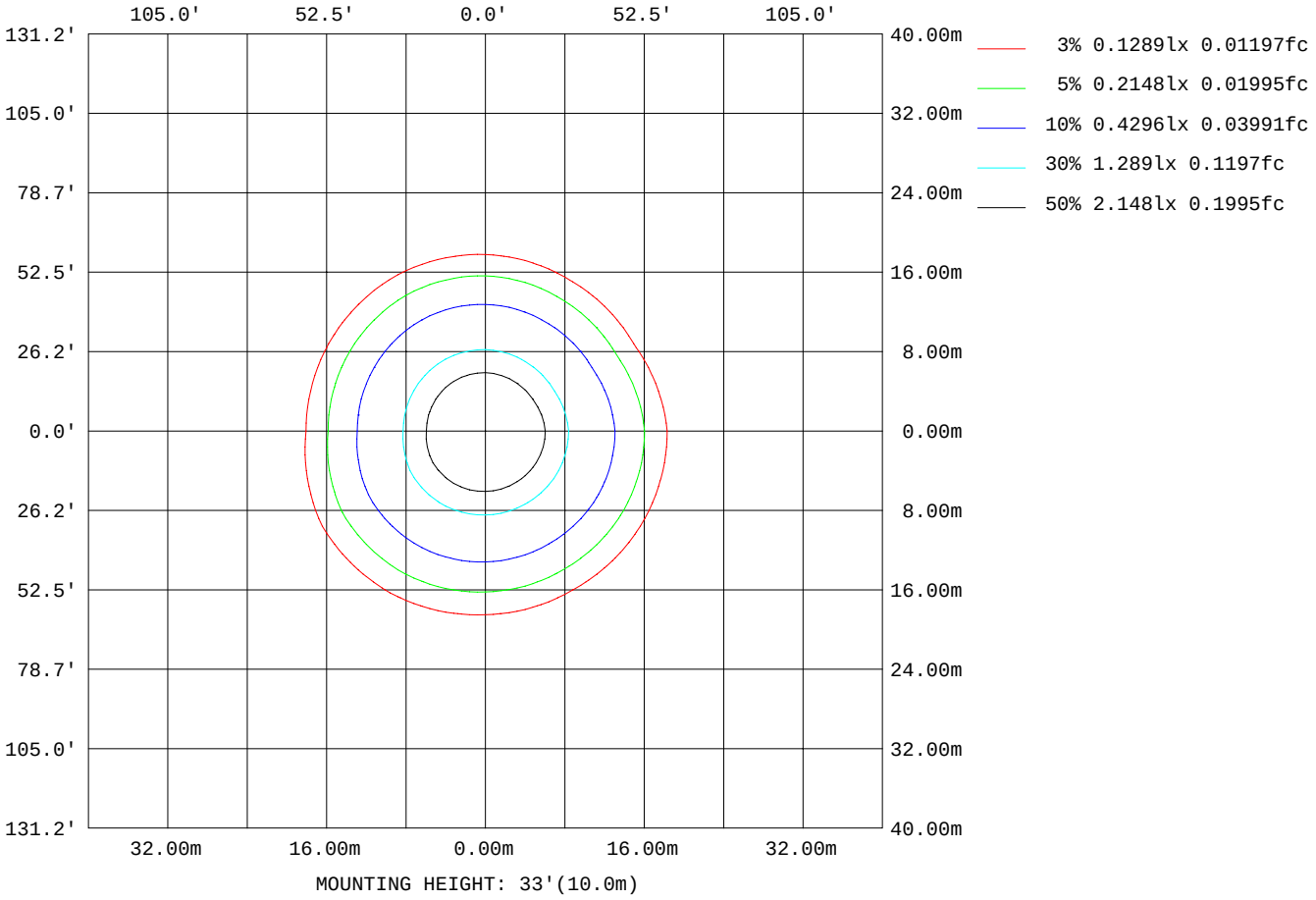

C Range: 0 - 360DEG
C Interval: 30.0DEG
Test Speed: HIGH
Temperature:25.3DEG
Operators:
Test Date:18 September 2026

γ Range: 0 - 180DEG
γ Interval: 1.0DEG
Test System:EVERFINE GO-2000A_V1 SYSTEM V2.0.295
Humidity:65.0%
Test Distance:14.200m [K=1.0000]
Remarks:

LED Avg.L Report

Test:U:120.5V I:0.0695A P:8.030W PF:0.9593 Lamp Flux:969.032x1 lm		
NAME:	TYPE:	WEIGHT:
SPEC.:	DIM.:	SERIAL No.:
MFR.:	SUR.:	Shielding Angle:

AvgL	cd/m2
L_0~180(65)av	49341
L_0~180(75)av	19175
L_0~180(85)av	2227
L_90~270(65)av	48593
L_90~270(75)av	18393
L_90~270(85)av	2270
L_45(65)av	49207
L_45(75)av	19802
L_45(85)av	3872

Standard: GB/T 29293-2012

C Range: 0 - 360DEG
C Interval: 30.0DEG
Test Speed: HIGH
Temperature:25.3DEG
Operators:
Test Date:18 September 2026

γ Range: 0 - 180DEG
γ Interval: 1.0DEG
Test System:EVERFINE GO-2000A_V1 SYSTEM V2.0.295
Humidity:65.0%
Test Distance:14.200m [K=1.0000]
Remarks:

Planar Illuminance Curve

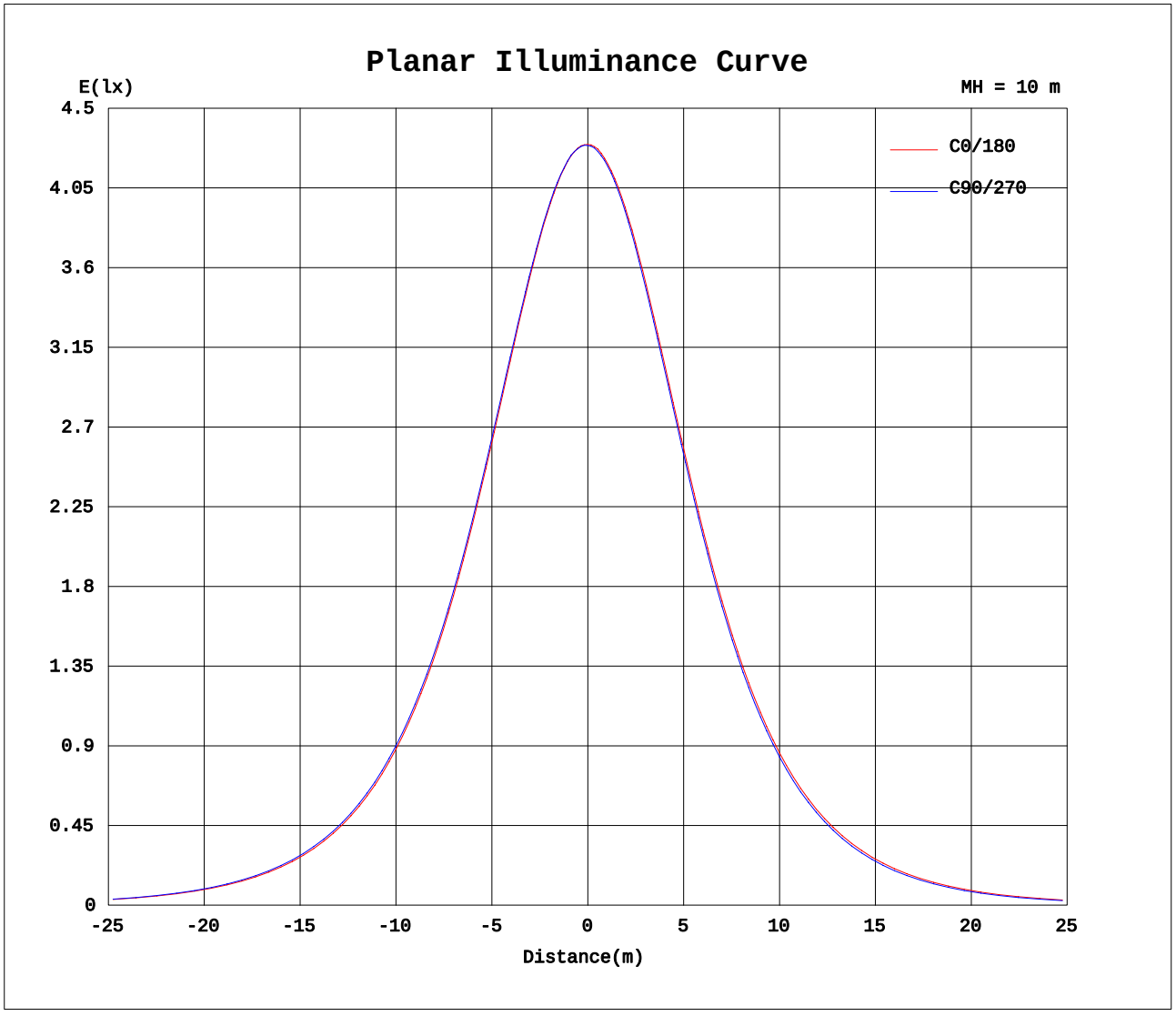

C Range: 0 - 360DEG
C Interval: 30.0DEG
Test Speed: HIGH
Temperature:25.3DEG
Operators:
Test Date:18 September 2026

γ Range: 0 - 180DEG
γ Interval: 1.0DEG
Test System:EVERFINE GO-2000A_V1 SYSTEM V2.0.295
Humidity:65.0%
Test Distance:14.200m [K=1.0000]
Remarks:

LUMINOUS DISTRIBUTION INTENSITY DATA

Test:U:120.5V I:0.0695A P:8.030W PF:0.9593 Lamp Flux:969.032x1 lm		
NAME:	TYPE:	WEIGHT:
SPEC.:	DIM.:	SERIAL No.:
MFR.:	SUR.:	Shielding Angle:

Table--1 UNIT: cd

γ (DEG) \ C(DEG)	0	30	60	90	120	150	180	210	240	270	300	330
0	430	430	430	429	429	429	430	430	430	429	429	429
5	428	428	428	428	429	429	427	427	427	425	424	424
10	421	421	421	422	424	424	419	419	418	417	414	414
15	410	410	410	411	414	414	406	406	406	403	400	399
20	394	394	394	396	399	400	389	389	389	386	381	381
25	373	373	373	376	381	381	368	368	367	364	358	357
30	348	348	348	351	357	358	342	342	342	337	330	329
35	318	319	318	323	329	331	312	312	312	307	299	298
40	285	286	285	290	298	300	279	279	279	273	265	263
45	249	250	249	255	263	265	243	243	243	237	228	226
50	211	212	211	217	226	228	205	205	204	198	189	186
55	170	171	170	176	186	189	164	164	164	157	147	145
60	128	129	127	134	144	147	122	122	122	115	105	103
65	86.4	86.6	85.0	91.0	102	105	80.5	80.8	80.2	73.3	64.9	60.7
70	48.1	48.1	46.4	51.1	61.2	64.5	43.5	43.9	43.4	37.7	31.6	28.1
75	21.0	20.9	19.6	22.2	28.7	31.3	18.7	18.9	18.6	15.9	13.2	11.9
80	9.11	8.97	8.28	9.46	11.8	13.0	7.82	7.95	7.77	6.43	4.68	3.53
85	1.18	0.58	0.64	1.57	3.57	4.46	0.37	0.51	0.41	0.01	0.00	0.00
90	0.00	0.00	0.00	0.00	0.00	0.00	0.00	0.00	0.00	0.00	0.00	0.00
95	0.00	0.00	0.00	0.00	0.00	0.00	0.00	0.00	0.00	0.00	0.00	0.00
100	0.00	0.00	0.00	0.00	0.00	0.00	0.00	0.00	0.00	0.00	0.00	0.00
105	0.00	0.00	0.00	0.00	0.00	0.00	0.00	0.00	0.00	0.00	0.00	0.00
110	0.00	0.00	0.00	0.00	0.00	0.00	0.00	0.00	0.00	0.00	0.00	0.00
115	0.00	0.00	0.00	0.00	0.00	0.00	0.00	0.00	0.00	0.00	0.00	0.00
120	0.00	0.00	0.00	0.00	0.00	0.00	0.00	0.00	0.00	0.00	0.00	0.00
125	0.00	0.00	0.00	0.00	0.00	0.00	0.00	0.00	0.00	0.00	0.00	0.00
130	0.00	0.00	0.00	0.00	0.00	0.00	0.00	0.00	0.00	0.00	0.00	0.00
135	0.00	0.00	0.00	0.00	0.00	0.00	0.00	0.00	0.00	0.00	0.00	0.00
140	0.00	0.00	0.00	0.00	0.00	0.00	0.00	0.00	0.00	0.00	0.00	0.00
145	0.00	0.00	0.00	0.00	0.00	0.00	0.00	0.00	0.00	0.00	0.00	0.00
150	0.00	0.00	0.00	0.00	0.00	0.00	0.00	0.00	0.00	0.00	0.00	0.00
155	0.00	0.00	0.00	0.00	0.00	0.00	0.00	0.00	0.00	0.00	0.00	0.00
160	0.00	0.00	0.00	0.00	0.00	0.00	0.00	0.00	0.00	0.00	0.00	0.00
165	0.00	0.00	0.00	0.00	0.00	0.00	0.00	0.00	0.00	0.00	0.00	0.00
170	0.00	0.00	0.00	0.00	0.00	0.00	0.00	0.00	0.00	0.00	0.00	0.00
175	0.00	0.00	0.00	0.00	0.00	0.00	0.00	0.00	0.00	0.00	0.00	0.00
180	0.00	0.00	0.00	0.00	0.00	0.00	0.00	0.00	0.00	0.00	0.00	0.00

C Range: 0 - 360DEG
C Interval: 30.0DEG
Test Speed: HIGH
Temperature:25.3DEG
Operators:
Test Date:18 September 2026

γ Range: 0 - 180DEG
γ Interval: 1.0DEG
Test System:EVERFINE GO-2000A_V1 SYSTEM V2.0.295
Humidity:65.0%
Test Distance:14.200m [K=1.0000]
Remarks: