LUMINAIRE PHOTOMETRIC TEST REPORT

Test:U:120.5V I:0.0700A P:8.102W PF:0.9598 Lamp Flux:967.721x1 lm		
NAME:	TYPE:	WEIGHT:
SPEC.:	DIM.:	SERIAL No.:
MFR.:	SUR.:	Shielding Angle:

DATA OF LAMP		PHOTOMETRIC DATA Eff: 119.44 lm/W			
MODEL	PT-CDL-SD-L-12-DD-5C3P-4-9w-4000k	Imax(cd)	429.6	S/MH(C0/180)	1.20
NOMINAL POWER(W)	9	LOR(%)	100.0	S/MH(C90/270)	1.17
RATED VOLTAGE(V)	120	TOTAL FLUX(lm)	967.72	η UP,DN(C0-180)	0.0,52.2
NOMINAL FLUX(lm)	967.721	CIE CLASS	DIRECT	η UP,DN(C180-360)	0.0,47.8
LAMPS INSIDE	1	η up(%)	0.0	CIBSE SHR NOM	1.25
TEST VOLTAGE(V)	120	η down(%)	100.0	CIBSE SHR MAX	1.30

LUMINOUS INTENSITY DISTRIBUTION DIAGRAM

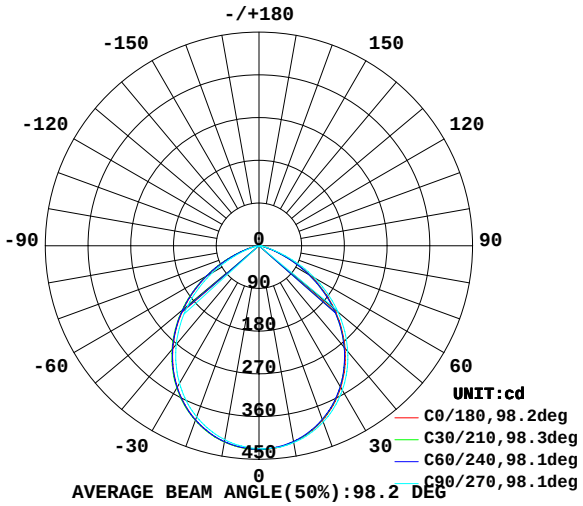

AVERAGE BEAM ANGLE(50%):98.2 DEG

C0 PLANE ISOLUX DIAGRAM (UNIT:lx)

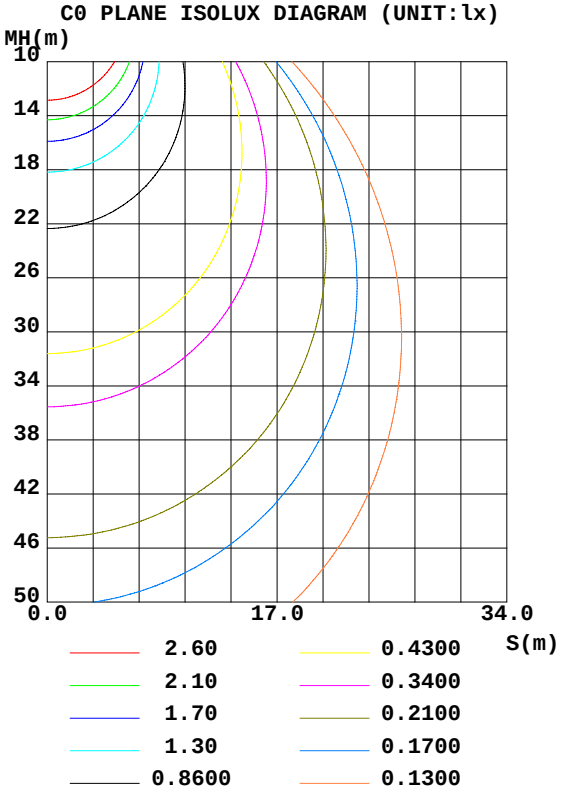

C Range: 0 - 360DEG
C Interval: 30.0DEG
Test Speed: HIGH
Temperature:25.3DEG
Operators:
Test Date:18 September 2026

γ Range: 0 - 180DEG
γ Interval: 1.0DEG
Test System:EVERFINE GO-2000A_V1 SYSTEM V2.0.295
Humidity:65.0%
Test Distance:14.200m [K=1.0000]
Remarks:

ZONAL FLUX DIAGRAM

ZONAL FLUX DIAGRAM:

γ	C0	C45	C90	C135	C180	C225	C270	C315	γ	Φ zone	Φ total	%lum,lamp
10	420.0	419.0	421.1	424.9	419.6	419.5	415.0	410.8	0- 10	40.42	40.42	4.18,4.18
20	391.2	389.7	395.3	402.8	390.9	391.3	383.7	375.7	10- 20	114.6	155.0	16,16
30	344.6	342.7	351.1	362.7	344.3	345.5	334.9	323.1	20- 30	169.8	324.8	33.6,33.6
40	281.9	279.4	290.8	305.6	282.5	284.2	271.3	256.1	30- 40	196.2	521.0	53.8,53.8
50	207.0	204.2	217.3	235.0	208.3	210.5	195.6	178.5	40- 50	189.0	710.0	73.4,73.4
60	124.3	120.7	134.8	154.5	125.7	128.4	112.5	93.34	50- 60	148.3	858.3	88.7,88.7
70	44.99	41.77	52.24	71.01	46.52	48.87	36.45	24.86	60- 70	82.51	940.8	97.2,97.2
80	8.383	7.268	9.767	14.91	8.527	9.089	6.132	2.578	70- 80	24.19	965.0	99.7,99.7
90	0	0	0	0	0	0	0	0	80- 90	2.745	967.7	100,100
100	0	0	0	0	0	0	0	0	90-100	0	967.7	100,100
110	0	0	0	0	0	0	0	0	100-110	0	967.7	100,100
120	0	0	0	0	0	0	0	0	110-120	0	967.7	100,100
130	0	0	0	0	0	0	0	0	120-130	0	967.7	100,100
140	0	0	0	0	0	0	0	0	130-140	0	967.7	100,100
150	0	0	0	0	0	0	0	0	140-150	0	967.7	100,100
160	0	0	0	0	0	0	0	0	150-160	0	967.7	100,100
170	0	0	0	0	0	0	0	0	160-170	0	967.7	100,100
180	0	0	0	0	0	0	0	0	170-180	0	967.7	100,100
DEG	LUMINOUS INTENSITY:cd									UNIT:lm		

C Range: 0 - 360DEG
C Interval: 30.0DEG
Test Speed: HIGH
Temperature:25.3DEG
Operators:
Test Date:18 September 2026

γ Range: 0 - 180DEG
γ Interval: 1.0DEG
Test System:EVERFINE GO-2000A_V1 SYSTEM V2.0.295
Humidity:65.0%
Test Distance:14.200m [K=1.0000]
Remarks:

CU AND LUMINAIRE BUDGETARY ESTIMATE DIAGRAM

Test:U:120.5V I:0.0700A P:8.102W PF:0.9598 Lamp Flux:967.721x1 lm		
NAME:	TYPE:	WEIGHT:
SPEC.:	DIM.:	SERIAL No.:
MFR.:	SUR.:	Shielding Angle:

ρcc	80%			70%			50%			30%			10%			0
ρw	50%	30%	10%	50%	30%	10%	50%	30%	10%	50%	30%	10%	50%	30%	10%	0
ρfc	20%			20%			20%			20%			20%			0
RCR	RCR:Room Cavity Ratio			Coefficients of Utilization(CU)												
0.0	1.19	1.19	1.19	1.16	1.16	1.16	1.11	1.11	1.11	1.06	1.06	1.06	1.02	1.02	1.02	1.00
1.0	1.07	1.03	.00	1.04	1.01	.98	1.00	.98	.95	.96	.94	.92	.93	.91	.90	.88
2.0	.95	.89	.84	.93	.87	.83	.89	.85	.81	.86	.82	.79	.83	.80	.77	.75
3.0	.84	.77	.71	.83	.76	.71	.80	.74	.69	.77	.72	.68	.75	.71	.67	.65
4.0	.75	.67	.61	.74	.67	.61	.72	.65	.60	.69	.64	.59	.67	.63	.59	.57
5.0	.68	.60	.53	.67	.59	.53	.65	.58	.53	.63	.57	.52	.61	.56	.52	.50
6.0	.61	.53	.47	.61	.53	.47	.59	.52	.47	.57	.51	.46	.56	.50	.46	.44
7.0	.56	.48	.42	.55	.47	.42	.54	.47	.42	.52	.46	.41	.51	.45	.41	.39
8.0	.51	.43	.38	.51	.43	.38	.49	.42	.37	.48	.42	.37	.47	.41	.37	.35
9.0	.47	.39	.34	.47	.39	.34	.45	.39	.34	.44	.38	.34	.43	.38	.33	.32
10.0	.44	.36	.31	.43	.36	.31	.42	.35	.31	.41	.35	.31	.40	.35	.31	.29

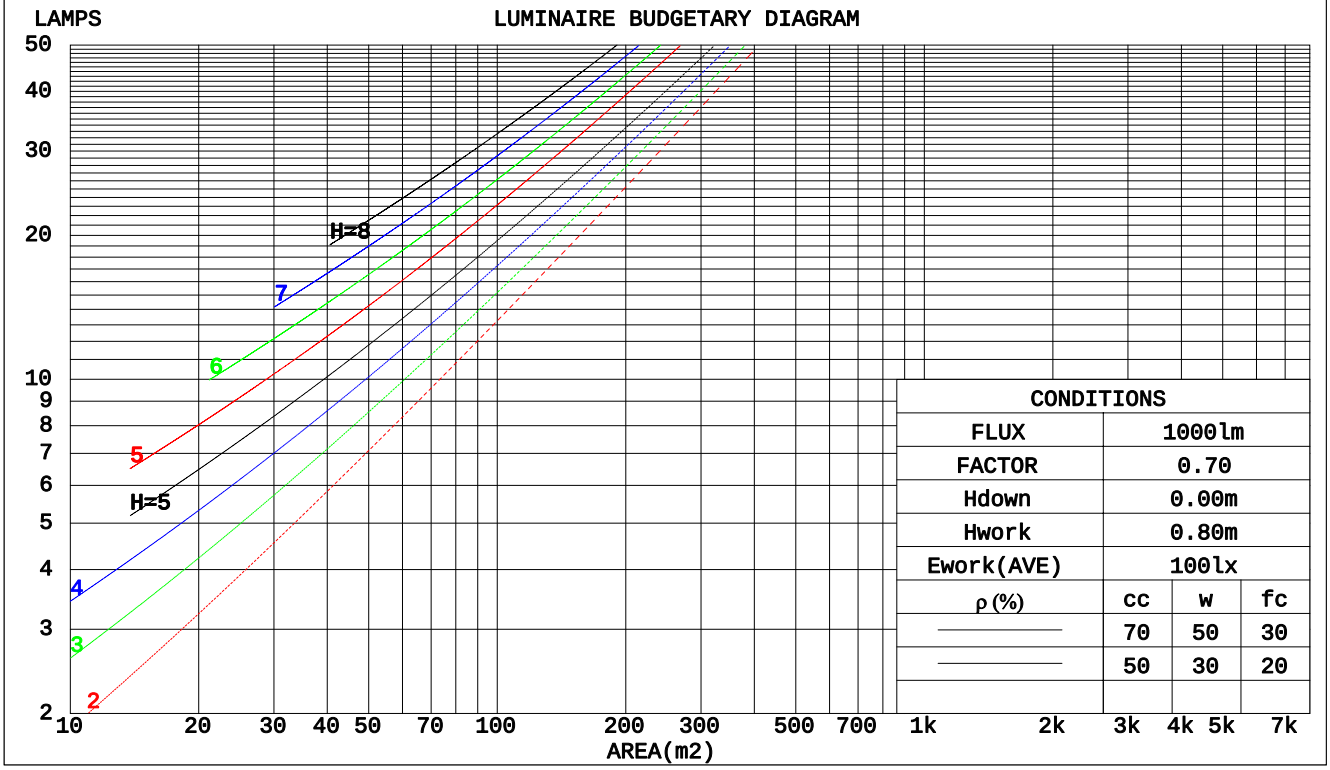

C Range: 0 - 360DEG
C Interval: 30.0DEG
Test Speed: HIGH
Temperature:25.3DEG
Operators:
Test Date:18 September 2026

γ Range: 0 - 180DEG
γ Interval: 1.0DEG
Test System:EVERFINE GO-2000A_V1 SYSTEM V2.0.295
Humidity:65.0%
Test Distance:14.200m [K=1.0000]
Remarks:

WEC AND CCEC

Test:U:120.5V I:0.0700A P:8.102W PF:0.9598 Lamp Flux:967.721x1 lm		
NAME:	TYPE:	WEIGHT:
SPEC.:	DIM.:	SERIAL No.:
MFR.:	SUR.:	Shielding Angle:

ρcc	80%			70%			50%			30%			10%			0
ρw	50%	30%	10%	50%	30%	10%	50%	30%	10%	50%	30%	10%	50%	30%	10%	0
ρfc	20%			20%			20%			20%			20%			0
RCR	RCR:Room Cavity Ratio						Wall Exitance Coeffcients(WEC)									
0.0																
1.0	.257	.146	.046	.251	.143	.045	.238	.136	.044	.226	.130	.042	.215	.124	.040	
2.0	.251	.138	.042	.245	.135	.042	.234	.130	.040	.224	.125	.039	.214	.121	.038	
3.0	.239	.127	.038	.233	.125	.038	.223	.121	.037	.214	.117	.036	.206	.114	.035	
4.0	.224	.117	.034	.220	.115	.034	.211	.112	.033	.203	.109	.033	.195	.106	.032	
5.0	.211	.107	.031	.206	.106	.031	.199	.103	.030	.191	.101	.030	.185	.099	.030	
6.0	.198	.099	.028	.194	.098	.028	.187	.096	.028	.180	.094	.028	.174	.092	.027	
7.0	.186	.092	.026	.182	.091	.026	.176	.089	.026	.170	.087	.025	.165	.086	.025	
8.0	.175	.085	.024	.172	.085	.024	.166	.083	.024	.161	.082	.024	.156	.080	.023	
9.0	.165	.080	.022	.162	.079	.022	.157	.078	.022	.152	.076	.022	.148	.075	.022	
10.0	.156	.075	.021	.153	.074	.021	.149	.073	.021	.144	.072	.020	.140	.071	.020	

ρcc	80%			70%			50%			30%			10%			0
ρw	50%	30%	10%	50%	30%	10%	50%	30%	10%	50%	30%	10%	50%	30%	10%	0
ρfc	20%			20%			20%			20%			20%			0
RCR	RCR:Room Cavity Ratio						Ceiling Cavity Exitance Coefficients(CCEC)									
0.0	.190	.190	.190	.163	.163	.163	.111	.111	.111	.064	.064	.064	.020	.020	.020	
1.0	.177	.157	.139	.151	.134	.119	.103	.092	.082	.060	.054	.048	.019	.017	.016	
2.0	.167	.132	.103	.143	.114	.089	.098	.079	.062	.056	.046	.036	.018	.015	.012	
3.0	.158	.114	.079	.136	.098	.068	.093	.068	.048	.054	.040	.028	.017	.013	.009	
4.0	.151	.100	.062	.129	.087	.054	.089	.060	.038	.051	.035	.022	.017	.012	.007	
5.0	.144	.090	.050	.123	.078	.044	.085	.054	.031	.049	.032	.018	.016	.010	.006	
6.0	.137	.081	.041	.118	.070	.036	.081	.049	.026	.047	.029	.015	.015	.009	.005	
7.0	.130	.074	.035	.112	.064	.031	.078	.045	.022	.045	.027	.013	.015	.009	.004	
8.0	.124	.069	.030	.107	.059	.026	.074	.042	.019	.043	.025	.011	.014	.008	.004	
9.0	.119	.064	.026	.102	.055	.023	.071	.039	.016	.041	.023	.010	.013	.008	.003	
10.0	.113	.059	.023	.098	.052	.020	.068	.036	.014	.040	.021	.009	.013	.007	.003	

C Range: 0 - 360DEG
C Interval: 30.0DEG
Test Speed: HIGH
Temperature:25.3DEG
Operators:
Test Date:18 September 2026

γ Range: 0 - 180DEG
γ Interval: 1.0DEG
Test System:EVERFINE GO-2000A_V1 SYSTEM V2.0.295
Humidity:65.0%
Test Distance:14.200m [K=1.0000]
Remarks:

UGR(Unified Glare Rating) Table

Test:U:120.5V I:0.0700A P:8.102W PF:0.9598 Lamp Flux:967.721x1 lm		
NAME:	TYPE:	WEIGHT:
SPEC.:	DIM.:	SERIAL No.:
MFR.:	SUR.:	Shielding Angle:

ceiling/cavity		0.7	0.7	0.5	0.5	0.3	0.7	0.7	0.5	0.5	0.3
walls		0.5	0.3	0.5	0.3	0.3	0.5	0.3	0.5	0.3	0.3
working plane		0.2	0.2	0.2	0.2	0.2	0.2	0.2	0.2	0.2	0.2
Room dimensions		Viewed crosswise					Viewed endwise				
x = 2H	y = 2H	27.4	28.8	27.7	29.0	29.2	27.6	29.0	27.8	29.2	29.4
	3H	27.9	29.2	28.2	29.4	29.7	28.2	29.5	28.5	29.7	29.9
	4H	27.9	29.2	28.3	29.4	29.7	28.2	29.4	28.5	29.7	29.9
	6H	27.9	29.0	28.2	29.3	29.6	28.2	29.3	28.5	29.6	29.9
	8H	27.9	29.0	28.2	29.2	29.5	28.2	29.2	28.5	29.5	29.8
	12H	27.8	28.9	28.2	29.2	29.4	28.1	29.2	28.5	29.4	29.7
4H	2H	27.7	28.9	28.0	29.1	29.4	27.8	29.0	28.1	29.3	29.5
	3H	28.3	29.3	28.6	29.6	29.9	28.5	29.5	28.8	29.8	30.1
	4H	28.3	29.3	28.7	29.6	29.9	28.6	29.5	28.9	29.8	30.1
	6H	28.3	29.2	28.7	29.5	29.9	28.6	29.4	28.9	29.7	30.1
	8H	28.3	29.1	28.7	29.4	29.8	28.5	29.3	28.9	29.7	30.0
	12H	28.3	29.0	28.7	29.3	29.7	28.5	29.2	28.9	29.6	30.0
8H	4H	28.3	29.1	28.7	29.4	29.8	28.5	29.3	28.9	29.6	30.0
	6H	28.3	28.9	28.7	29.3	29.8	28.5	29.2	29.0	29.6	30.0
	8H	28.3	28.8	28.7	29.3	29.7	28.5	29.1	29.0	29.5	29.9
	12H	28.2	28.7	28.7	29.2	29.6	28.5	28.9	28.9	29.4	29.9
12H	4H	28.2	28.9	28.7	29.3	29.7	28.5	29.2	28.9	29.5	29.9
	6H	28.3	28.8	28.7	29.2	29.7	28.5	29.0	28.9	29.5	29.9
	8H	28.2	28.7	28.7	29.2	29.6	28.5	28.9	28.9	29.4	29.9

Variations with the observer position at spacings:		
S = 1.0H	+ 0.5 / - 0.6	+ 0.4 / - 0.5
1.5H	+ 0.3 / - 0.5	+ 0.3 / - 0.4
2.0H	+ 0.9 / - 1.1	+ 1.0 / - 1.3

CIE Pub.117 Corrected 967.7 lm Total Lamp Luminous Flux.(8log(F/F0) = -0.1)

C Range: 0 - 360DEG
C Interval: 30.0DEG
Test Speed: HIGH
Temperature:25.3DEG
Operators:
Test Date:18 September 2026

γ Range: 0 - 180DEG
γ Interval: 1.0DEG
Test System:EVERFINE GO-2000A_V1 SYSTEM V2.0.295
Humidity:65.0%
Test Distance:14.200m [K=1.0000]
Remarks:

UTILIZATION FACTORS TABLE

Test:U:120.5V I:0.0700A P:8.102W PF:0.9598 Lamp Flux:967.721x1 lm		
NAME:	TYPE:	WEIGHT:
SPEC.:	DIM.:	SERIAL No.:
MFR.:	SUR.:	Shielding Angle:

REFLECTANCE										
Ceiling	0.8	0.8	0.8	0.7	0.7	0.7	0.5	0.5	0.5	0
Walls	0.7	0.5	0.3	0.7	0.5	0.3	0.7	0.5	0.3	0
Working plane	0.2	0.2	0.2	0.2	0.2	0.2	0.2	0.2	0.2	0
ROOM INDEX	UTILIZATION FACTORS(PERCENT) k(RI) x RCR = 5									
k = 0.60	62	52	45	62	51	45	61	51	45	39
0.80	73	62	56	72	62	55	70	61	55	49
1.00	81	72	65	80	71	65	78	72	64	58
1.25	88	79	73	87	78	73	84	77	72	65
1.50	93	84	78	91	84	78	89	82	77	70
2.00	99	92	87	97	91	86	94	89	84	77
2.50	102	96	91	101	95	90	97	92	88	80
3.00	105	100	95	103	98	94	99	95	92	84
4.00	109	104	100	106	102	99	102	99	96	88
5.00	111	107	103	108	105	102	104	101	99	90
ROOM INDEX	UF(total)									Direct
According to DIN EN 13032-2 2004				Suspended					SHRNOM = 1.25	

C Range: 0 - 360DEG
C Interval: 30.0DEG
Test Speed: HIGH
Temperature:25.3DEG
Operators:
Test Date:18 September 2026

γ Range: 0 - 180DEG
γ Interval: 1.0DEG
Test System:EVERFINE GO-2000A_V1 SYSTEM V2.0.295
Humidity:65.0%
Test Distance:14.200m [K=1.0000]
Remarks:

ISOCANDELA DIAGRAM

Test:U:120.5V I:0.0700A P:8.102W PF:0.9598 Lamp Flux:967.721x1 lm		
NAME:	TYPE:	WEIGHT:
SPEC.:	DIM.:	SERIAL No.:
MFR.:	SUR.:	Shielding Angle:

Conical surface Flux(90deg):
618.56 lm
%lum = 63.9%
%lamp = 63.9%

Conical surface Flux(120deg):
858.27 lm
%lum = 88.7%
%lamp = 88.7%

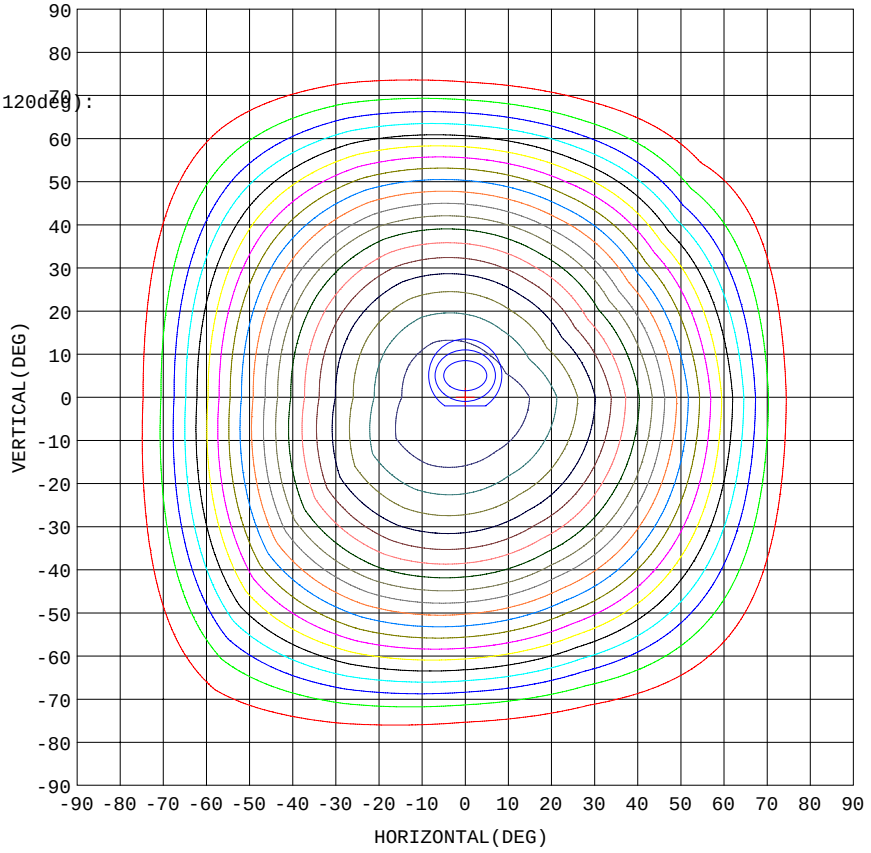

5% 21.48
10% 42.96
15% 64.44
20% 85.92
25% 107.4
30% 128.9
35% 150.4
40% 171.8
45% 193.3
50% 214.8
55% 236.3
60% 257.8
65% 279.3
70% 300.7
75% 322.2
80% 343.7
85% 365.2
90% 386.7
95% 408.1

1. AVG=422.8,MIN=416.1
2. AVG=421.7,MIN=410.6
3. AVG=420.2,MIN=404.4

Imax:429.6(H0.0,V0.0)
(At:C=0.0,Gamma=0.0)
UNIT: cd

C Range: 0 - 360DEG
C Interval: 30.0DEG
Test Speed: HIGH
Temperature:25.3DEG
Operators:
Test Date:18 September 2026

γ Range: 0 - 180DEG
γ Interval: 1.0DEG
Test System:EVERFINE GO-2000A_V1 SYSTEM V2.0.295
Humidity:65.0%
Test Distance:14.200m [K=1.0000]
Remarks:

AAI Figure

Test:U:120.5V I:0.0700A P:8.102W PF:0.9598 Lamp Flux:967.721x1 lm		
NAME:	TYPE:	WEIGHT:
SPEC.:	DIM.:	SERIAL No.:
MFR.:	SUR.:	Shielding Angle:

Flux out:692.4 lm

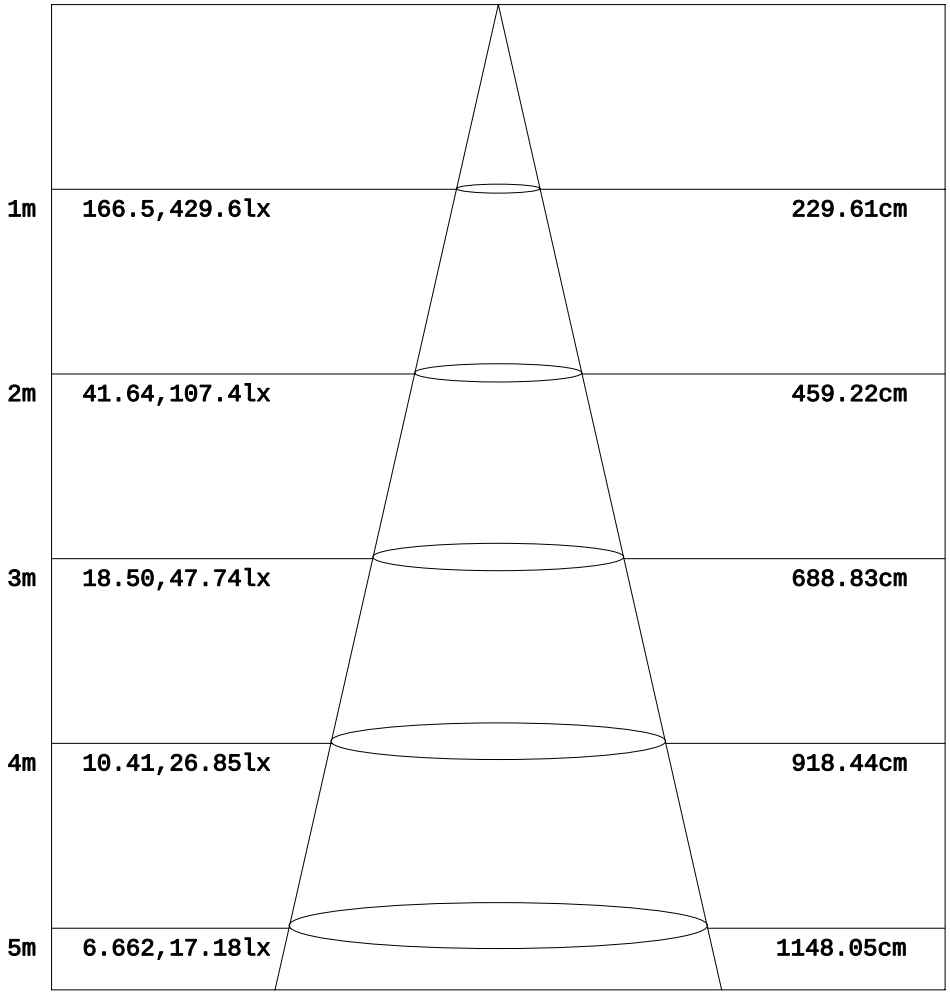

Height Eavg,Emax Angle:97.89deg Diameter

Note:The Curves indicate the illuminated area and the average illumination when the luminaire is at different distance.

C Range: 0 - 360DEG
C Interval: 30.0DEG
Test Speed: HIGH
Temperature:25.3DEG
Operators:
Test Date:18 September 2026

γ Range: 0 - 180DEG
γ Interval: 1.0DEG
Test System:EVERFINE GO-2000A_V1 SYSTEM V2.0.295
Humidity:65.0%
Test Distance:14.200m [K=1.0000]
Remarks:

ISOLUX DIAGRAM

Test:U:120.5V I:0.0700A P:8.102W PF:0.9598 Lamp Flux:967.721x1 lm		
NAME:	TYPE:	WEIGHT:
SPEC.:	DIM.:	SERIAL No.:
MFR.:	SUR.:	Shielding Angle:

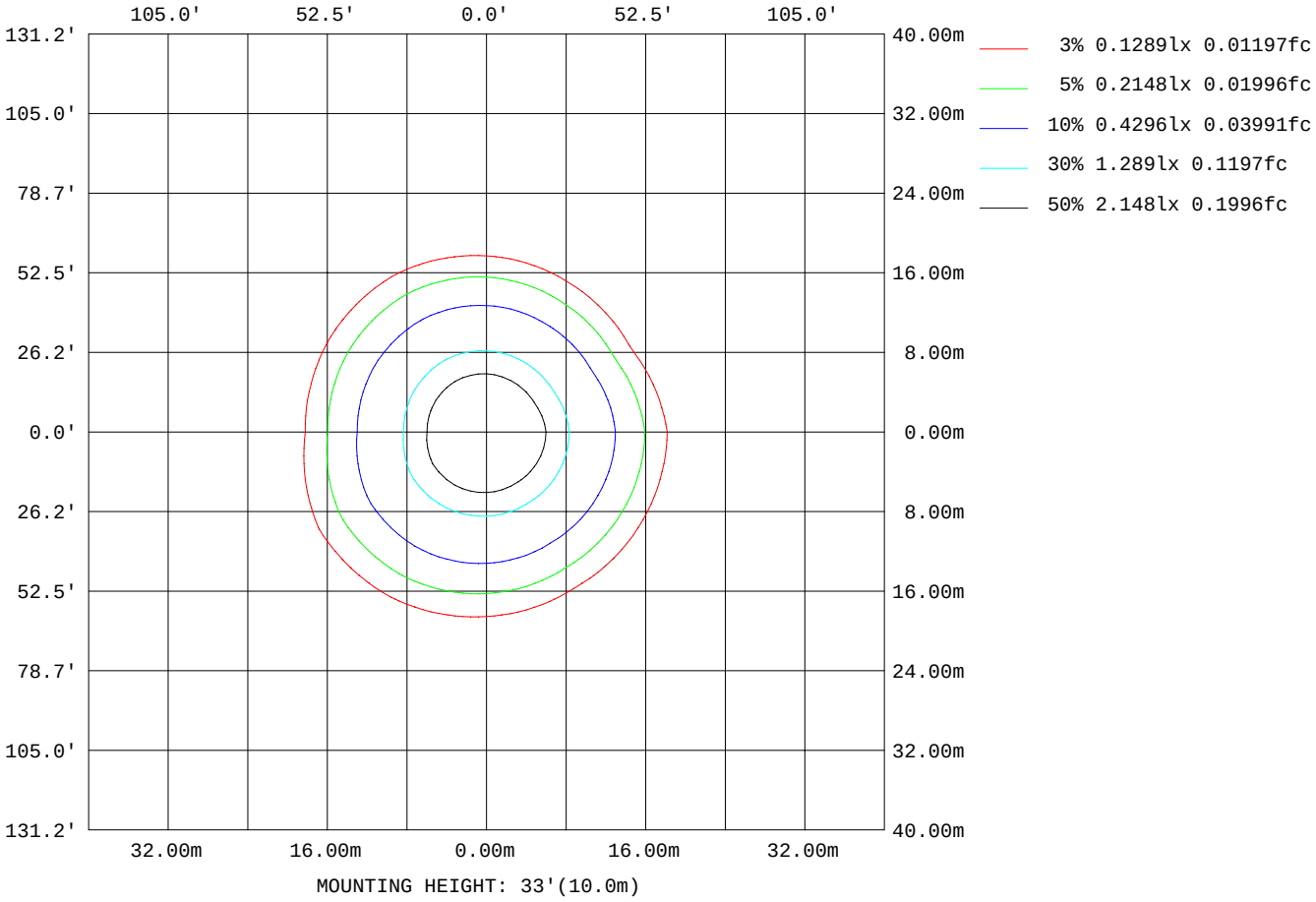

C Range: 0 - 360DEG
C Interval: 30.0DEG
Test Speed: HIGH
Temperature:25.3DEG
Operators:
Test Date:18 September 2026

γ Range: 0 - 180DEG
γ Interval: 1.0DEG
Test System:EVERFINE GO-2000A_V1 SYSTEM V2.0.295
Humidity:65.0%
Test Distance:14.200m [K=1.0000]
Remarks:

LED Avg.L Report

Test:U:120.5V I:0.0700A P:8.102W PF:0.9598 Lamp Flux:967.721x1 lm		
NAME:	TYPE:	WEIGHT:
SPEC.:	DIM.:	SERIAL No.:
MFR.:	SUR.:	Shielding Angle:

AvgL	cd/m2
L_0~180(65)av	49318
L_0~180(75)av	19106
L_0~180(85)av	2253
L_90~270(65)av	48429
L_90~270(75)av	18482
L_90~270(85)av	2684
L_45(65)av	49148
L_45(75)av	20836
L_45(85)av	5596

Standard: GB/T 29293-2012

C Range: 0 - 360DEG
C Interval: 30.0DEG
Test Speed: HIGH
Temperature:25.3DEG
Operators:
Test Date:18 September 2026

γ Range: 0 - 180DEG
γ Interval: 1.0DEG
Test System:EVERFINE GO-2000A_V1 SYSTEM V2.0.295
Humidity:65.0%
Test Distance:14.200m [K=1.0000]
Remarks:

Planar Illuminance Curve

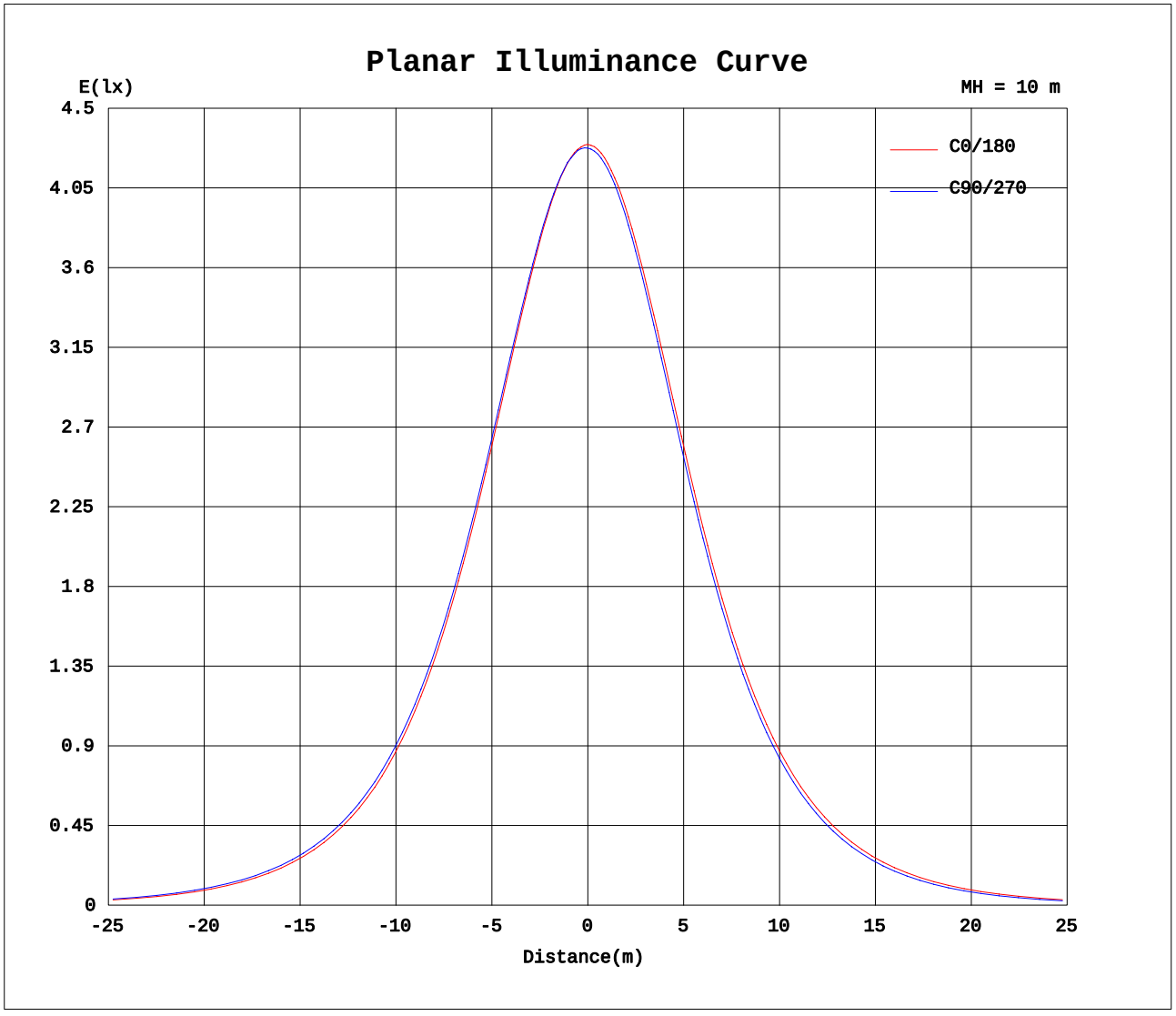

C Range: 0 - 360DEG
C Interval: 30.0DEG
Test Speed: HIGH
Temperature:25.3DEG
Operators:
Test Date:18 September 2026

γ Range: 0 - 180DEG
γ Interval: 1.0DEG
Test System:EVERFINE GO-2000A_V1 SYSTEM V2.0.295
Humidity:65.0%
Test Distance:14.200m [K=1.0000]
Remarks:

LUMINOUS DISTRIBUTION INTENSITY DATA

Test:U:120.5V I:0.0700A P:8.102W PF:0.9598 Lamp Flux:967.721x1 lm		
NAME:	TYPE:	WEIGHT:
SPEC.:	DIM.:	SERIAL No.:
MFR.:	SUR.:	Shielding Angle:

Table--1 UNIT: cd

γ (DEG) \ C(DEG)	0	30	60	90	120	150	180	210	240	270	300	330
0	430	429	429	428	427	428	430	429	429	428	427	428
5	427	427	426	427	428	429	427	427	426	424	422	421
10	420	419	419	421	424	426	420	420	419	415	411	410
15	408	407	406	410	415	417	407	408	407	402	396	395
20	391	390	389	395	402	404	391	392	391	384	377	375
25	370	369	368	376	383	387	370	371	370	361	353	350
30	345	343	342	351	361	365	344	346	345	335	325	321
35	315	313	313	323	334	338	315	317	316	305	293	289
40	282	279	279	291	303	308	282	285	283	271	259	254
45	246	243	243	256	269	275	247	250	248	235	221	216
50	207	205	204	217	232	238	208	211	209	196	181	176
55	166	163	163	177	192	199	168	171	169	155	140	133
60	124	121	120	135	151	158	126	129	127	113	97.9	88.8
65	82.6	79.4	78.5	92.2	108	116	84.2	87.9	85.8	71.6	58.4	49.9
70	45.0	42.4	41.1	52.2	67.3	74.7	46.5	49.8	48.0	36.5	27.2	22.5
75	19.3	17.9	17.1	22.9	33.0	38.8	20.2	22.1	21.1	15.4	11.5	9.28
80	8.38	7.58	6.96	9.77	13.6	16.3	8.53	9.32	8.86	6.13	3.45	1.71
85	0.60	0.00	0.01	1.87	4.75	6.49	0.98	1.74	1.31	0.00	0.00	0.00
90	0.00	0.00	0.00	0.00	0.00	0.00	0.00	0.00	0.00	0.00	0.00	0.00
95	0.00	0.00	0.00	0.00	0.00	0.00	0.00	0.00	0.00	0.00	0.00	0.00
100	0.00	0.00	0.00	0.00	0.00	0.00	0.00	0.00	0.00	0.00	0.00	0.00
105	0.00	0.00	0.00	0.00	0.00	0.00	0.00	0.00	0.00	0.00	0.00	0.00
110	0.00	0.00	0.00	0.00	0.00	0.00	0.00	0.00	0.00	0.00	0.00	0.00
115	0.00	0.00	0.00	0.00	0.00	0.00	0.00	0.00	0.00	0.00	0.00	0.00
120	0.00	0.00	0.00	0.00	0.00	0.00	0.00	0.00	0.00	0.00	0.00	0.00
125	0.00	0.00	0.00	0.00	0.00	0.00	0.00	0.00	0.00	0.00	0.00	0.00
130	0.00	0.00	0.00	0.00	0.00	0.00	0.00	0.00	0.00	0.00	0.00	0.00
135	0.00	0.00	0.00	0.00	0.00	0.00	0.00	0.00	0.00	0.00	0.00	0.00
140	0.00	0.00	0.00	0.00	0.00	0.00	0.00	0.00	0.00	0.00	0.00	0.00
145	0.00	0.00	0.00	0.00	0.00	0.00	0.00	0.00	0.00	0.00	0.00	0.00
150	0.00	0.00	0.00	0.00	0.00	0.00	0.00	0.00	0.00	0.00	0.00	0.00
155	0.00	0.00	0.00	0.00	0.00	0.00	0.00	0.00	0.00	0.00	0.00	0.00
160	0.00	0.00	0.00	0.00	0.00	0.00	0.00	0.00	0.00	0.00	0.00	0.00
165	0.00	0.00	0.00	0.00	0.00	0.00	0.00	0.00	0.00	0.00	0.00	0.00
170	0.00	0.00	0.00	0.00	0.00	0.00	0.00	0.00	0.00	0.00	0.00	0.00
175	0.00	0.00	0.00	0.00	0.00	0.00	0.00	0.00	0.00	0.00	0.00	0.00
180	0.00	0.00	0.00	0.00	0.00	0.00	0.00	0.00	0.00	0.00	0.00	0.00

C Range: 0 - 360DEG
C Interval: 30.0DEG
Test Speed: HIGH
Temperature:25.3DEG
Operators:
Test Date:18 September 2026

γ Range: 0 - 180DEG
γ Interval: 1.0DEG
Test System:EVERFINE GO-2000A_V1 SYSTEM V2.0.295
Humidity:65.0%
Test Distance:14.200m [K=1.0000]
Remarks: