LUMINAIRE PHOTOMETRIC TEST REPORT

Test:U:120.5V I:0.0707A P:8.185W PF:0.9604 Lamp Flux:958.189x1 lm		
NAME:	TYPE:	WEIGHT:
SPEC.:	DIM.:	SERIAL No.:
MFR.:	SUR.:	Shielding Angle:

DATA OF LAMP		PHOTOMETRIC DATA Eff: 117.07 lm/W			
MODEL	PT-CDL-SD-L-12-DD-5C3P-4-9w-5000k	Imax(cd)	425.4	S/MH(C0/180)	1.20
NOMINAL POWER(W)	9	LOR(%)	100.0	S/MH(C90/270)	1.17
RATED VOLTAGE(V)	120	TOTAL FLUX(lm)	958.19	η UP,DN(C0-180)	0.0,52.4
NOMINAL FLUX(lm)	958.189	CIE CLASS	DIRECT	η UP,DN(C180-360)	0.0,47.6
LAMPS INSIDE	1	η up(%)	0.0	CIBSE SHR NOM	1.25
TEST VOLTAGE(V)	120	η down(%)	100.0	CIBSE SHR MAX	1.30

LUMINOUS INTENSITY DISTRIBUTION DIAGRAM

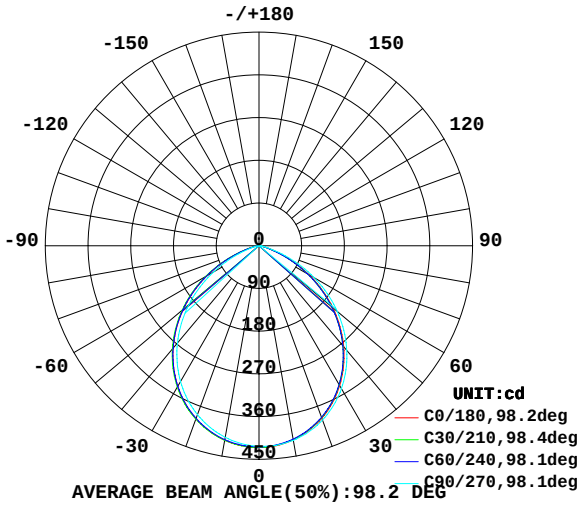

AVERAGE BEAM ANGLE(50%):98.2 DEG

C0 PLANE ISOLUX DIAGRAM (UNIT:lx)

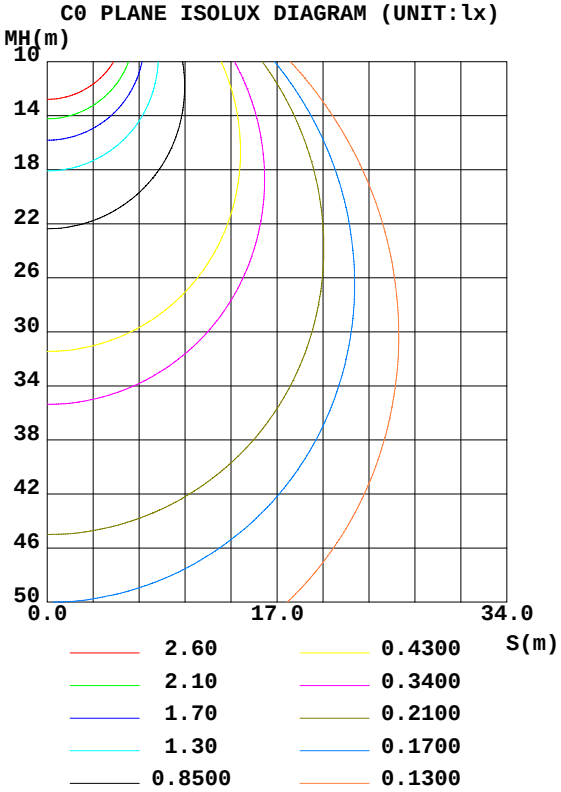

C Range: 0 - 360DEG
C Interval: 30.0DEG
Test Speed: HIGH
Temperature:25.3DEG
Operators:
Test Date:18 September 2026

γ Range: 0 - 180DEG
γ Interval: 1.0DEG
Test System:EVERFINE GO-2000A_V1 SYSTEM V2.0.295
Humidity:65.0%
Test Distance:14.200m [K=1.0000]
Remarks:

ZONAL FLUX DIAGRAM

ZONAL FLUX DIAGRAM:

γ	C0	C45	C90	C135	C180	C225	C270	C315	γ	Φ zone	Φ total	%lum,lamp
10	415.3	414.0	416.2	421.4	416.0	415.5	409.9	404.8	0- 10	39.98	39.98	4.17,4.17
20	386.7	385.2	390.7	400.9	387.8	388.0	379.1	368.8	10- 20	113.4	153.3	16,16
30	340.1	337.8	347.4	362.3	342.4	343.1	330.5	315.5	20- 30	168.0	321.3	33.5,33.5
40	277.6	274.9	287.9	307.0	281.5	282.8	267.3	248.3	30- 40	194.1	515.4	53.8,53.8
50	203.3	200.2	215.5	238.1	208.0	210.2	192.7	171.0	40- 50	186.9	702.3	73.3,73.3
60	121.1	117.4	133.7	158.9	126.6	129.1	110.5	86.58	50- 60	146.7	849.0	88.6,88.6
70	43.04	39.72	52.07	75.85	47.77	50.03	35.58	21.86	60- 70	81.88	930.9	97.1,97.1
80	7.879	6.740	9.727	16.75	8.790	9.349	5.921	1.582	70- 80	24.42	955.3	99.7,99.7
90	0	0	0	0.2390	0	0	0	0	80- 90	2.890	958.2	100,100
100	0	0	0	0	0	0	0	0	90-100	0.0022	958.2	100,100
110	0	0	0	0	0	0	0	0	100-110	0	958.2	100,100
120	0	0	0	0	0	0	0	0	110-120	0	958.2	100,100
130	0	0	0	0	0	0	0	0	120-130	0	958.2	100,100
140	0	0	0	0	0	0	0	0	130-140	0	958.2	100,100
150	0	0	0	0	0	0	0	0	140-150	0	958.2	100,100
160	0	0	0	0	0	0	0	0	150-160	0	958.2	100,100
170	0	0	0	0	0	0	0	0	160-170	0	958.2	100,100
180	0	0	0	0	0	0	0	0	170-180	0	958.2	100,100
DEG	LUMINOUS INTENSITY:cd									UNIT:lm		

C Range: 0 - 360DEG
C Interval: 30.0DEG
Test Speed: HIGH
Temperature:25.3DEG
Operators:
Test Date:18 September 2026

γ Range: 0 - 180DEG
γ Interval: 1.0DEG
Test System:EVERFINE GO-2000A_V1 SYSTEM V2.0.295
Humidity:65.0%
Test Distance:14.200m [K=1.0000]
Remarks:

CU AND LUMINAIRE BUDGETARY ESTIMATE DIAGRAM

Test:U:120.5V I:0.0707A P:8.185W PF:0.9604 Lamp Flux:958.189x1 lm		
NAME:	TYPE:	WEIGHT:
SPEC.:	DIM.:	SERIAL No.:
MFR.:	SUR.:	Shielding Angle:

ρcc	80%			70%			50%			30%			10%			0
ρw	50%	30%	10%	50%	30%	10%	50%	30%	10%	50%	30%	10%	50%	30%	10%	0
ρfc	20%			20%			20%			20%			20%			0
RCR	RCR:Room Cavity Ratio			Coefficients of Utilization(CU)												
0.0	1.19	1.19	1.19	1.16	1.16	1.16	1.11	1.11	1.11	1.06	1.06	1.06	1.02	1.02	1.02	.00
1.0	1.07	1.03	.00	1.04	1.01	.98	1.00	.98	.95	.96	.94	.92	.93	.91	.89	.88
2.0	.95	.89	.84	.93	.87	.83	.89	.85	.81	.86	.82	.79	.83	.80	.77	.75
3.0	.84	.77	.71	.83	.76	.71	.80	.74	.69	.77	.72	.68	.75	.71	.67	.65
4.0	.75	.67	.61	.74	.67	.61	.72	.65	.60	.69	.64	.59	.67	.62	.59	.56
5.0	.68	.60	.53	.67	.59	.53	.65	.58	.53	.63	.57	.52	.61	.56	.52	.50
6.0	.61	.53	.47	.60	.53	.47	.59	.52	.47	.57	.51	.46	.56	.50	.46	.44
7.0	.56	.48	.42	.55	.47	.42	.54	.47	.41	.52	.46	.41	.51	.45	.41	.39
8.0	.51	.43	.38	.51	.43	.38	.49	.42	.37	.48	.42	.37	.47	.41	.37	.35
9.0	.47	.39	.34	.47	.39	.34	.45	.39	.34	.44	.38	.34	.43	.38	.33	.32
10.0	.44	.36	.31	.43	.36	.31	.42	.35	.31	.41	.35	.31	.40	.35	.31	.29

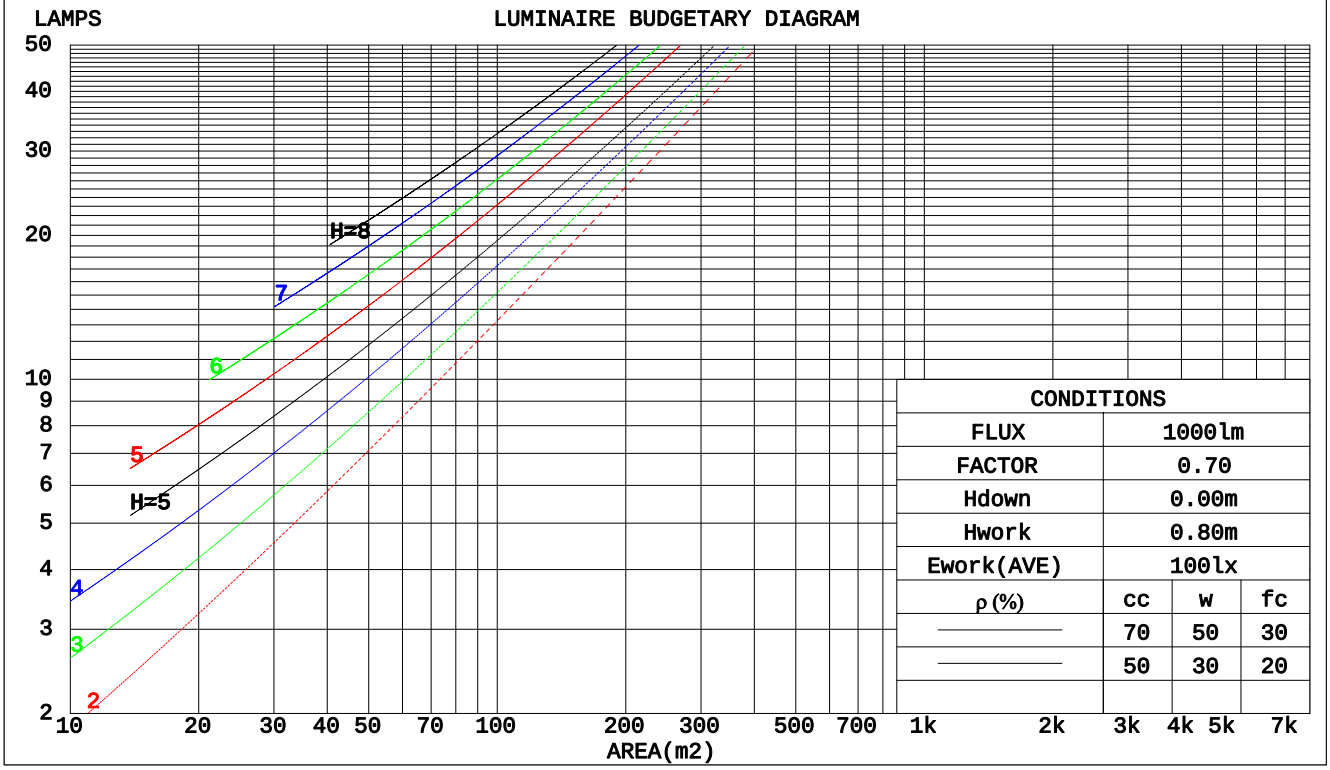

C Range: 0 - 360DEG
C Interval: 30.0DEG
Test Speed: HIGH
Temperature:25.3DEG
Operators:
Test Date:18 September 2026

γ Range: 0 - 180DEG
γ Interval: 1.0DEG
Test System:EVERFINE GO-2000A_V1 SYSTEM V2.0.295
Humidity:65.0%
Test Distance:14.200m [K=1.0000]
Remarks:

WEC AND CCEC

Test:U:120.5V I:0.0707A P:8.185W PF:0.9604 Lamp Flux:958.189x1 lm		
NAME:	TYPE:	WEIGHT:
SPEC.:	DIM.:	SERIAL No.:
MFR.:	SUR.:	Shielding Angle:

ρcc	80%			70%			50%			30%			10%			0
ρw	50%	30%	10%	50%	30%	10%	50%	30%	10%	50%	30%	10%	50%	30%	10%	0
ρfc	20%			20%			20%			20%			20%			0
RCR	RCR:Room Cavity Ratio						Wall Exitance Coeffcients(WEC)									
0.0																
1.0	.258	.147	.046	.251	.143	.045	.238	.137	.044	.226	.130	.042	.215	.125	.040	
2.0	.252	.138	.042	.246	.135	.042	.234	.130	.040	.224	.126	.039	.214	.121	.038	
3.0	.239	.127	.038	.234	.125	.038	.224	.121	.037	.214	.117	.036	.206	.114	.035	
4.0	.225	.117	.034	.220	.115	.034	.211	.112	.033	.203	.109	.033	.195	.106	.032	
5.0	.211	.107	.031	.207	.106	.031	.199	.103	.030	.191	.101	.030	.185	.099	.030	
6.0	.198	.099	.028	.194	.098	.028	.187	.096	.028	.181	.094	.028	.174	.092	.027	
7.0	.186	.092	.026	.182	.091	.026	.176	.089	.026	.170	.087	.025	.165	.086	.025	
8.0	.175	.085	.024	.172	.085	.024	.166	.083	.024	.161	.082	.024	.156	.080	.023	
9.0	.165	.080	.022	.162	.079	.022	.157	.078	.022	.152	.076	.022	.148	.075	.022	
10.0	.156	.075	.021	.153	.074	.021	.149	.073	.021	.145	.072	.020	.140	.071	.020	

ρcc	80%			70%			50%			30%			10%			0
ρw	50%	30%	10%	50%	30%	10%	50%	30%	10%	50%	30%	10%	50%	30%	10%	0
ρfc	20%			20%			20%			20%			20%			0
RCR	RCR:Room Cavity Ratio						Ceiling Cavity Exitance Coefficients(CCEC)									
0.0	.190	.190	.190	.163	.163	.163	.111	.111	.111	.064	.064	.064	.020	.020	.020	
1.0	.177	.157	.138	.151	.134	.119	.103	.092	.082	.060	.054	.048	.019	.017	.015	
2.0	.167	.132	.103	.143	.114	.089	.098	.079	.062	.056	.046	.036	.018	.015	.012	
3.0	.158	.114	.079	.136	.098	.068	.093	.068	.048	.054	.040	.028	.017	.013	.009	
4.0	.151	.100	.062	.129	.087	.054	.089	.060	.038	.051	.035	.022	.017	.012	.007	
5.0	.144	.090	.050	.123	.078	.044	.085	.054	.031	.049	.032	.018	.016	.010	.006	
6.0	.137	.081	.041	.118	.070	.036	.081	.049	.026	.047	.029	.015	.015	.009	.005	
7.0	.130	.074	.035	.112	.064	.030	.078	.045	.022	.045	.027	.013	.015	.009	.004	
8.0	.124	.069	.030	.107	.059	.026	.074	.042	.019	.043	.025	.011	.014	.008	.004	
9.0	.119	.064	.026	.102	.055	.023	.071	.039	.016	.041	.023	.010	.013	.008	.003	
10.0	.113	.059	.023	.098	.052	.020	.068	.036	.014	.040	.021	.009	.013	.007	.003	

C Range: 0 - 360DEG
C Interval: 30.0DEG
Test Speed: HIGH
Temperature:25.3DEG
Operators:
Test Date:18 September 2026

γ Range: 0 - 180DEG
γ Interval: 1.0DEG
Test System:EVERFINE GO-2000A_V1 SYSTEM V2.0.295
Humidity:65.0%
Test Distance:14.200m [K=1.0000]
Remarks:

UGR(Unified Glare Rating) Table

Test:U:120.5V I:0.0707A P:8.185W PF:0.9604 Lamp Flux:958.189x1 lm		
NAME:	TYPE:	WEIGHT:
SPEC.:	DIM.:	SERIAL No.:
MFR.:	SUR.:	Shielding Angle:

ceiling/cavity	0.7	0.7	0.5	0.5	0.3	0.7	0.7	0.5	0.5	0.3
walls	0.5	0.3	0.5	0.3	0.3	0.5	0.3	0.5	0.3	0.3
working plane	0.2	0.2	0.2	0.2	0.2	0.2	0.2	0.2	0.2	0.2
Room dimensions	Viewed crosswise					Viewed endwise				
x = 2H y = 2H	27.3	28.7	27.5	28.9	29.1	27.5	28.9	27.8	29.1	29.3
3H	27.8	29.1	28.1	29.3	29.5	28.1	29.4	28.4	29.6	29.8
4H	27.8	29.0	28.1	29.3	29.5	28.1	29.4	28.4	29.6	29.8
6H	27.8	28.9	28.1	29.1	29.4	28.1	29.2	28.4	29.5	29.8
8H	27.7	28.8	28.0	29.1	29.4	28.1	29.2	28.4	29.4	29.7
12H	27.7	28.7	28.0	29.0	29.3	28.0	29.1	28.4	29.4	29.7
4H 2H	27.6	28.8	27.9	29.0	29.3	27.7	28.9	28.0	29.2	29.4
3H	28.1	29.2	28.5	29.5	29.8	28.4	29.4	28.7	29.7	30.0
4H	28.2	29.1	28.5	29.4	29.8	28.5	29.4	28.8	29.7	30.0
6H	28.2	29.0	28.5	29.3	29.7	28.5	29.3	28.8	29.6	30.0
8H	28.1	28.9	28.5	29.3	29.6	28.4	29.2	28.8	29.6	29.9
12H	28.1	28.8	28.5	29.2	29.6	28.4	29.1	28.8	29.5	29.9
8H 4H	28.1	28.9	28.5	29.3	29.6	28.4	29.2	28.8	29.5	29.9
6H	28.1	28.8	28.6	29.2	29.6	28.4	29.0	28.8	29.4	29.9
8H	28.1	28.7	28.6	29.1	29.5	28.4	29.0	28.9	29.4	29.8
12H	28.1	28.5	28.5	29.0	29.5	28.4	28.8	28.8	29.3	29.8
12H 4H	28.1	28.8	28.5	29.2	29.6	28.4	29.1	28.8	29.4	29.8
6H	28.1	28.6	28.5	29.1	29.5	28.4	28.9	28.8	29.4	29.8
8H	28.1	28.5	28.5	29.0	29.5	28.4	28.8	28.8	29.3	29.8

Variations with the observer position at spacings:		
S = 1.0H	+ 0.5 / - 0.6	+ 0.4 / - 0.5
1.5H	+ 0.3 / - 0.5	+ 0.3 / - 0.5
2.0H	+ 0.9 / - 1.1	+ 1.0 / - 1.4

CIE Pub.117 Corrected 958.2 lm Total Lamp Luminous Flux.(8log(F/F0) = -0.1)

C Range: 0 - 360DEG
C Interval: 30.0DEG
Test Speed: HIGH
Temperature:25.3DEG
Operators:
Test Date:18 September 2026

γ Range: 0 - 180DEG
γ Interval: 1.0DEG
Test System:EVERFINE GO-2000A_V1 SYSTEM V2.0.295
Humidity:65.0%
Test Distance:14.200m [K=1.0000]
Remarks:

UTILIZATION FACTORS TABLE

Test:U:120.5V I:0.0707A P:8.185W PF:0.9604 Lamp Flux:958.189x1 lm		
NAME:	TYPE:	WEIGHT:
SPEC.:	DIM.:	SERIAL No.:
MFR.:	SUR.:	Shielding Angle:

REFLECTANCE										
Ceiling	0.8	0.8	0.8	0.7	0.7	0.7	0.5	0.5	0.5	0
Walls	0.7	0.5	0.3	0.7	0.5	0.3	0.7	0.5	0.3	0
Working plane	0.2	0.2	0.2	0.2	0.2	0.2	0.2	0.2	0.2	0
ROOM INDEX	UTILIZATION FACTORS(PERCENT) k(RI) x RCR = 5									
k = 0.60	62	52	45	62	51	45	61	51	45	39
0.80	73	62	56	72	62	55	70	61	55	49
1.00	81	71	65	80	71	65	78	72	64	58
1.25	88	79	73	87	78	72	84	77	72	65
1.50	93	84	78	91	84	78	89	82	77	70
2.00	99	92	86	97	91	86	94	89	84	77
2.50	102	96	91	100	95	90	97	92	88	80
3.00	105	100	95	103	98	94	99	95	92	84
4.00	109	104	100	106	102	99	102	99	96	88
5.00	111	107	103	108	105	102	104	101	99	90
ROOM INDEX	UF(total)									Direct
According to DIN EN 13032-2 2004				Suspended					SHRNOM = 1.25	

C Range: 0 - 360DEG
C Interval: 30.0DEG
Test Speed: HIGH
Temperature:25.3DEG
Operators:
Test Date:18 September 2026

γ Range: 0 - 180DEG
γ Interval: 1.0DEG
Test System:EVERFINE GO-2000A_V1 SYSTEM V2.0.295
Humidity:65.0%
Test Distance:14.200m [K=1.0000]
Remarks:

ISOCANDELA DIAGRAM

Test:U:120.5V I:0.0707A P:8.185W PF:0.9604 Lamp Flux:958.189x1 lm		
NAME:	TYPE:	WEIGHT:
SPEC.:	DIM.:	SERIAL No.:
MFR.:	SUR.:	Shielding Angle:

Conical surface Flux(90deg):
611.87 lm
%lum = 63.9%
%lamp = 63.9%

Conical surface Flux(120deg):
849 lm
%lum = 88.6%
%lamp = 88.6%

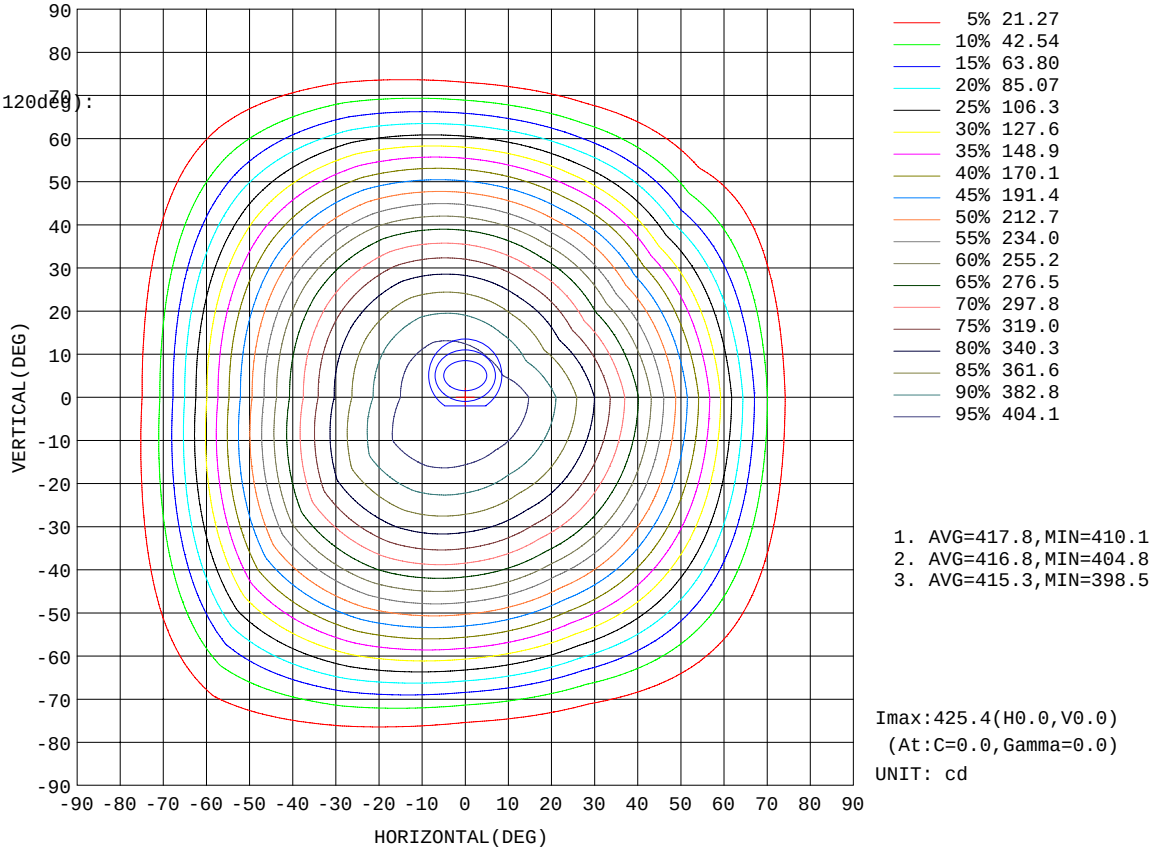

C Range: 0 - 360DEG
C Interval: 30.0DEG
Test Speed: HIGH
Temperature:25.3DEG
Operators:
Test Date:18 September 2026

γ Range: 0 - 180DEG
γ Interval: 1.0DEG
Test System:EVERFINE GO-2000A_V1 SYSTEM V2.0.295
Humidity:65.0%
Test Distance:14.200m [K=1.0000]
Remarks:

AAI Figure

Test:U:120.5V I:0.0707A P:8.185W PF:0.9604 Lamp Flux:958.189x1 lm		
NAME:	TYPE:	WEIGHT:
SPEC.:	DIM.:	SERIAL No.:
MFR.:	SUR.:	Shielding Angle:

Flux out:684.9 lm

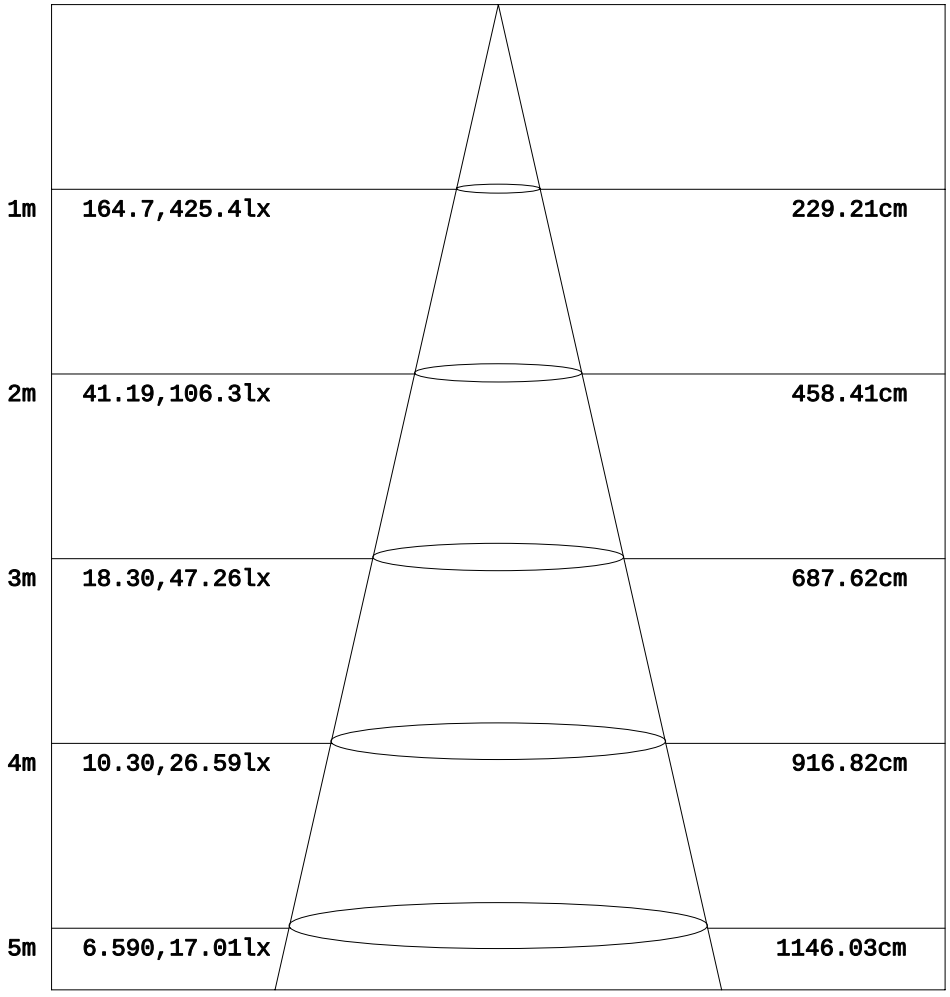

Height Eavg,Emax Angle:97.79deg Diameter

Note:The Curves indicate the illuminated area and the average illumination when the luminaire is at different distance.

C Range: 0 - 360DEG
C Interval: 30.0DEG
Test Speed: HIGH
Temperature:25.3DEG
Operators:
Test Date:18 September 2026

γ Range: 0 - 180DEG
γ Interval: 1.0DEG
Test System:EVERFINE GO-2000A_V1 SYSTEM V2.0.295
Humidity:65.0%
Test Distance:14.200m [K=1.0000]
Remarks:

ISOLUX DIAGRAM

Test:U:120.5V I:0.0707A P:8.185W PF:0.9604 Lamp Flux:958.189x1 lm		
NAME:	TYPE:	WEIGHT:
SPEC.:	DIM.:	SERIAL No.:
MFR.:	SUR.:	Shielding Angle:

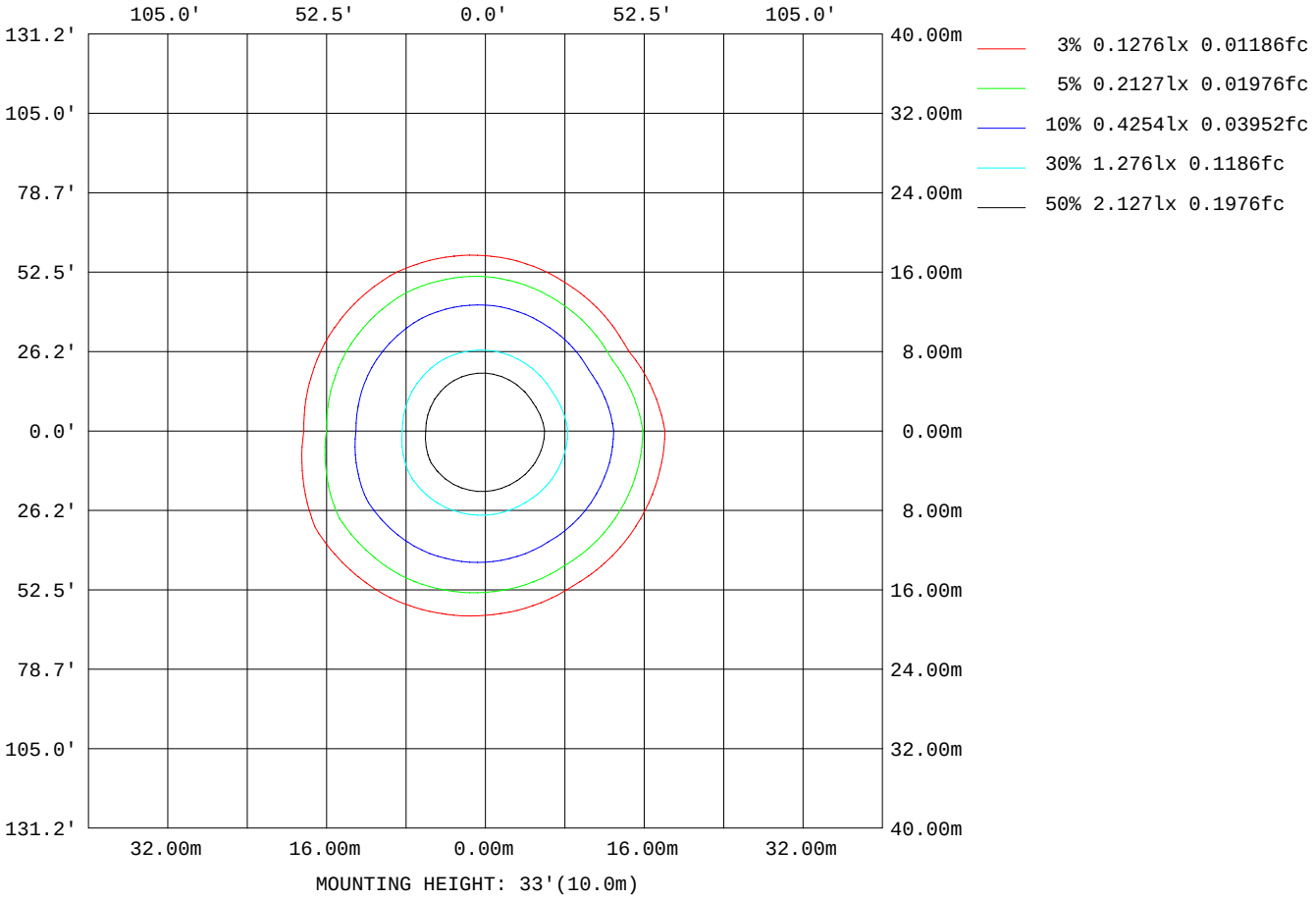

C Range: 0 - 360DEG
C Interval: 30.0DEG
Test Speed: HIGH
Temperature:25.3DEG
Operators:
Test Date:18 September 2026

γ Range: 0 - 180DEG
γ Interval: 1.0DEG
Test System:EVERFINE GO-2000A_V1 SYSTEM V2.0.295
Humidity:65.0%
Test Distance:14.200m [K=1.0000]
Remarks:

LED Avg.L Report

Test:U:120.5V I:0.0707A P:8.185W PF:0.9604 Lamp Flux:958.189x1 lm		
NAME:	TYPE:	WEIGHT:
SPEC.:	DIM.:	SERIAL No.:
MFR.:	SUR.:	Shielding Angle:

AvgL	cd/m2
L_0~180(65)av	48925
L_0~180(75)av	18954
L_0~180(85)av	2142
L_90~270(65)av	47834
L_90~270(75)av	18294
L_90~270(85)av	2729
L_45(65)av	48847
L_45(75)av	21528
L_45(85)av	6635

Standard: GB/T 29293-2012

C Range: 0 - 360DEG
C Interval: 30.0DEG
Test Speed: HIGH
Temperature:25.3DEG
Operators:
Test Date:18 September 2026

γ Range: 0 - 180DEG
γ Interval: 1.0DEG
Test System:EVERFINE GO-2000A_V1 SYSTEM V2.0.295
Humidity:65.0%
Test Distance:14.200m [K=1.0000]
Remarks:

Planar Illuminance Curve

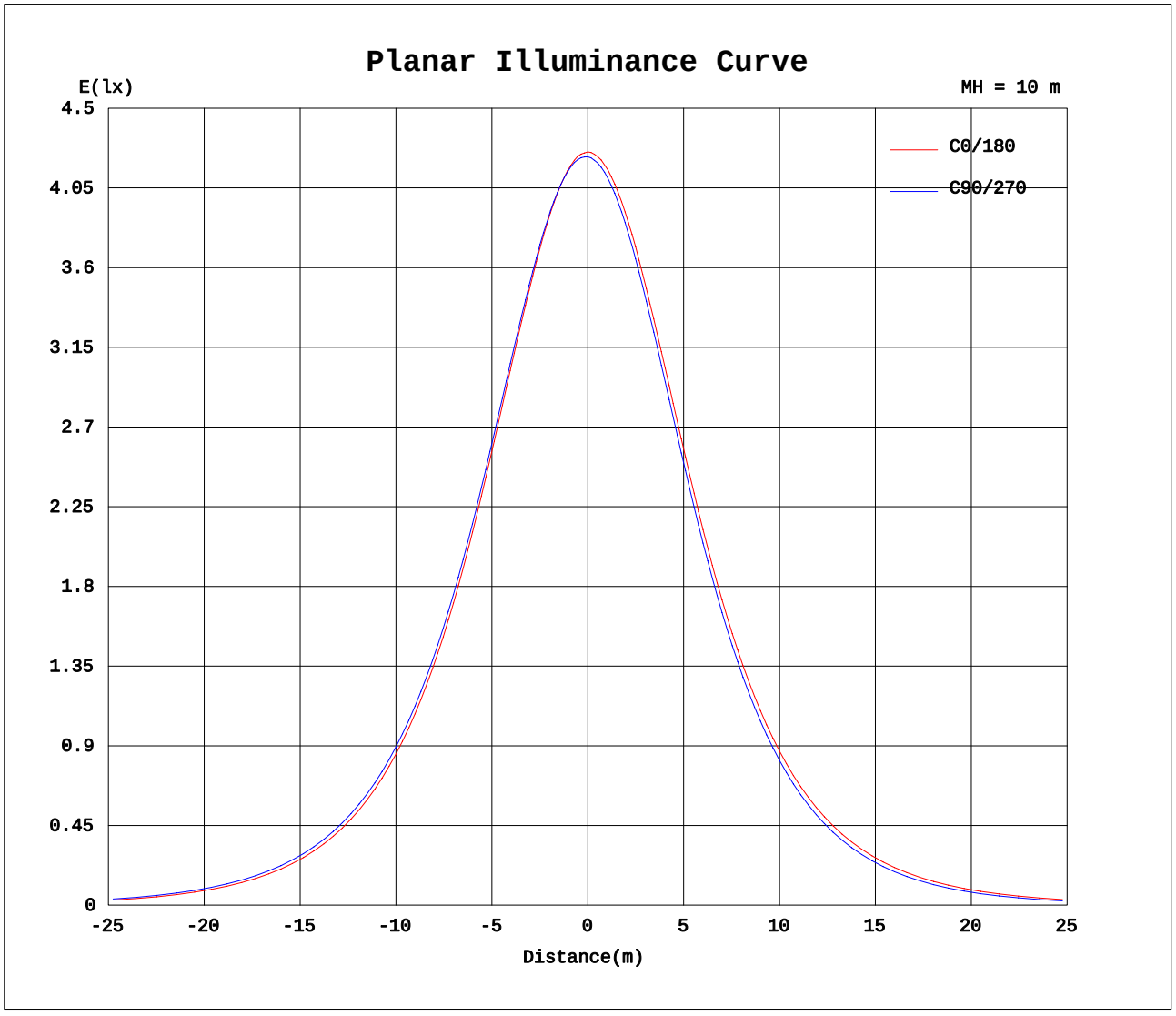

C Range: 0 - 360DEG
C Interval: 30.0DEG
Test Speed: HIGH
Temperature:25.3DEG
Operators:
Test Date:18 September 2026

γ Range: 0 - 180DEG
γ Interval: 1.0DEG
Test System:EVERFINE GO-2000A_V1 SYSTEM V2.0.295
Humidity:65.0%
Test Distance:14.200m [K=1.0000]
Remarks:

LUMINOUS DISTRIBUTION INTENSITY DATA

Test:U:120.5V I:0.0707A P:8.185W PF:0.9604 Lamp Flux:958.189x1 lm		
NAME:	TYPE:	WEIGHT:
SPEC.:	DIM.:	SERIAL No.:
MFR.:	SUR.:	Shielding Angle:

Table--1 UNIT: cd

γ (DEG) \ C(DEG)	0	30	60	90	120	150	180	210	240	270	300	330
0	425	425	424	423	422	423	425	425	424	423	422	423
5	423	422	421	422	424	425	423	423	422	419	416	416
10	415	414	414	416	420	423	416	416	415	410	406	404
15	403	402	401	406	412	415	404	405	403	397	390	388
20	387	385	385	391	399	403	388	389	387	379	370	367
25	366	364	363	371	381	386	367	369	367	357	346	342
30	340	338	338	347	359	365	342	344	342	331	318	313
35	310	308	308	319	333	340	314	316	314	301	286	281
40	278	275	275	288	303	311	282	284	282	267	252	245
45	241	239	239	253	270	278	246	249	246	231	214	207
50	203	200	200	215	234	242	208	212	209	193	175	167
55	163	160	159	175	195	204	168	172	169	152	134	123
60	121	118	117	134	154	164	127	131	128	111	92.2	80.9
65	80.0	76.6	75.7	91.6	112	122	85.4	89.3	86.5	70.1	53.7	44.0
70	43.0	40.3	39.1	52.1	70.9	80.8	47.8	51.3	48.8	35.6	24.4	19.3
75	18.3	16.9	16.2	22.9	35.8	43.9	21.0	23.1	21.6	15.0	10.3	7.90
80	7.88	7.04	6.44	9.73	14.7	18.8	8.79	9.64	9.06	5.92	2.60	0.57
85	0.24	0.00	0.01	1.90	5.50	7.83	1.25	2.08	1.52	0.00	0.00	0.00
90	0.00	0.00	0.00	0.00	0.00	0.48	0.00	0.00	0.00	0.00	0.00	0.00
95	0.00	0.00	0.00	0.00	0.00	0.00	0.00	0.00	0.00	0.00	0.00	0.00
100	0.00	0.00	0.00	0.00	0.00	0.00	0.00	0.00	0.00	0.00	0.00	0.00
105	0.00	0.00	0.00	0.00	0.00	0.00	0.00	0.00	0.00	0.00	0.00	0.00
110	0.00	0.00	0.00	0.00	0.00	0.00	0.00	0.00	0.00	0.00	0.00	0.00
115	0.00	0.00	0.00	0.00	0.00	0.00	0.00	0.00	0.00	0.00	0.00	0.00
120	0.00	0.00	0.00	0.00	0.00	0.00	0.00	0.00	0.00	0.00	0.00	0.00
125	0.00	0.00	0.00	0.00	0.00	0.00	0.00	0.00	0.00	0.00	0.00	0.00
130	0.00	0.00	0.00	0.00	0.00	0.00	0.00	0.00	0.00	0.00	0.00	0.00
135	0.00	0.00	0.00	0.00	0.00	0.00	0.00	0.00	0.00	0.00	0.00	0.00
140	0.00	0.00	0.00	0.00	0.00	0.00	0.00	0.00	0.00	0.00	0.00	0.00
145	0.00	0.00	0.00	0.00	0.00	0.00	0.00	0.00	0.00	0.00	0.00	0.00
150	0.00	0.00	0.00	0.00	0.00	0.00	0.00	0.00	0.00	0.00	0.00	0.00
155	0.00	0.00	0.00	0.00	0.00	0.00	0.00	0.00	0.00	0.00	0.00	0.00
160	0.00	0.00	0.00	0.00	0.00	0.00	0.00	0.00	0.00	0.00	0.00	0.00
165	0.00	0.00	0.00	0.00	0.00	0.00	0.00	0.00	0.00	0.00	0.00	0.00
170	0.00	0.00	0.00	0.00	0.00	0.00	0.00	0.00	0.00	0.00	0.00	0.00
175	0.00	0.00	0.00	0.00	0.00	0.00	0.00	0.00	0.00	0.00	0.00	0.00
180	0.00	0.00	0.00	0.00	0.00	0.00	0.00	0.00	0.00	0.00	0.00	0.00

C Range: 0 - 360DEG
C Interval: 30.0DEG
Test Speed: HIGH
Temperature:25.3DEG
Operators:
Test Date:18 September 2026

γ Range: 0 - 180DEG
γ Interval: 1.0DEG
Test System:EVERFINE GO-2000A_V1 SYSTEM V2.0.295
Humidity:65.0%
Test Distance:14.200m [K=1.0000]
Remarks: