LUMINAIRE PHOTOMETRIC TEST REPORT

Test:U:120.6V I:0.0985A P:11.63W PF:0.9790 Lamp Flux:1463.25x1 lm		
NAME:	TYPE:	WEIGHT:
SPEC.:	DIM.:	SERIAL No.:
MFR.:	SUR.:	Shielding Angle:

DATA OF LAMP		PHOTOMETRIC DATA Eff: 120.11 lm/W			
MODEL	PT-CDL-SMD-22-DD-5C3P-4-12w-2700k	Imax(cd)	601.7	S/MH(C0/180)	1.22
NOMINAL POWER(W)	12	LOR(%)	95.5	S/MH(C90/270)	1.18
RATED VOLTAGE(V)	120	TOTAL FLUX(lm)	1397.4	η UP,DN(C0-180)	0.0,48.6
NOMINAL FLUX(lm)	1463.25	CIE CLASS	DIRECT	η UP,DN(C180-360)	0.0,46.9
LAMPS INSIDE	1	η up(%)	0.0	CIBSE SHR NOM	1.25
TEST VOLTAGE(V)	120	η down(%)	95.5	CIBSE SHR MAX	1.35

LUMINOUS INTENSITY DISTRIBUTION DIAGRAM

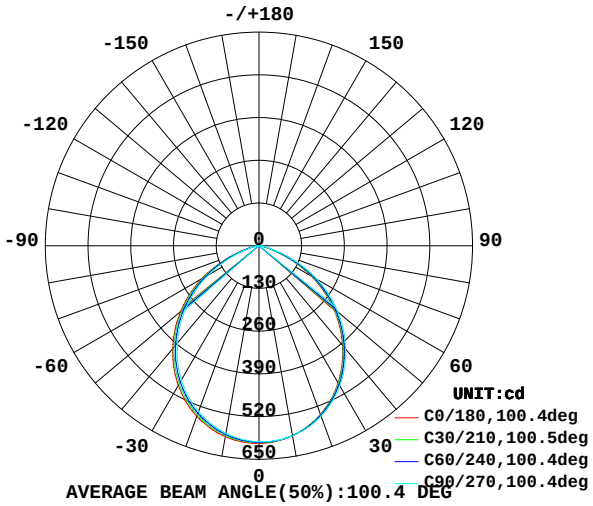

AVERAGE BEAM ANGLE(50%):100.4 DEG

C0 PLANE ISOLUX DIAGRAM (UNIT:lx)

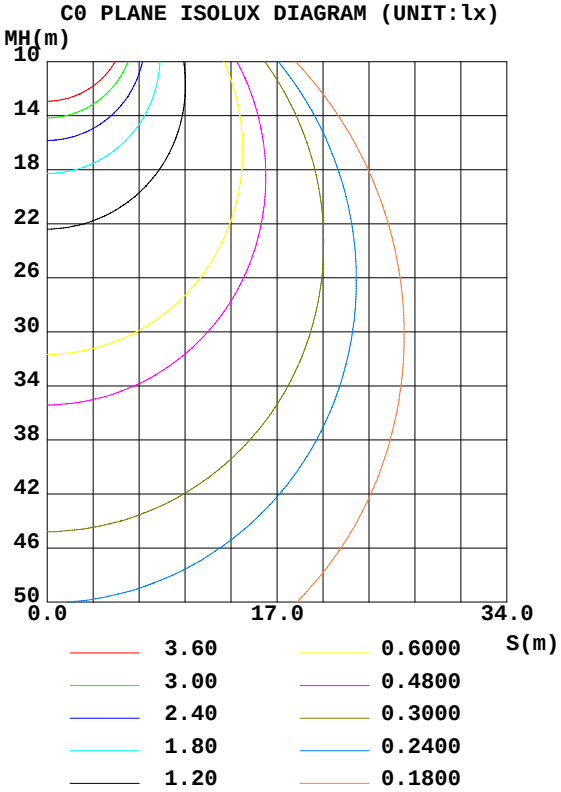

C Range: 0 - 360DEG
C Interval: 30.0DEG
Test Speed: HIGH
Temperature:25.3DEG
Operators:
Test Date:21 September 2026

γ Range: 0 - 180DEG
γ Interval: 1.0DEG
Test System:EVERFINE GO-2000A_V1 SYSTEM V2.0.295
Humidity:65.0%
Test Distance:14.200m [K=1.0000]
Remarks:

ZONAL FLUX DIAGRAM

ZONAL FLUX DIAGRAM:

γ	C0	C45	C90	C135	C180	C225	C270	C315	γ	Φ zone	Φ total	%lum,lamp
10	586.7	586.9	587.3	586.1	589.4	584.9	579.8	578.5	0- 10	56.43	56.43	4.04,3.86
20	546.2	548.6	552.2	551.1	552.6	545.0	537.4	536.1	10- 20	160.2	216.7	15.5,14.8
30	481.5	486.1	492.3	491.9	491.1	482.0	472.3	470.0	20- 30	238.1	454.8	32.5,31.1
40	395.8	401.8	410.3	410.9	408.3	398.7	386.6	384.3	30- 40	277.0	731.7	52.4,50
50	295.3	302.7	313.1	314.9	311.0	300.7	287.5	284.5	40- 50	270.9	1003	71.8,68.5
60	182.4	190.8	203.4	206.1	201.0	190.8	177.1	172.9	50- 60	220.3	1223	87.5,83.6
70	67.33	74.54	86.46	89.91	84.75	76.44	64.95	61.20	60- 70	130.4	1353	96.9,92.5
80	11.28	12.93	15.55	16.60	15.24	13.29	10.43	9.716	70- 80	39.13	1393	99.7,95.2
90	0	0	0	0	0	0	0	0	80- 90	4.760	1397	100,95.5
100	0	0	0	0	0	0	0	0	90-100	0	1397	100,95.5
110	0	0	0	0	0	0	0	0	100-110	0	1397	100,95.5
120	0	0	0	0	0	0	0	0	110-120	0	1397	100,95.5
130	0	0	0	0	0	0	0	0	120-130	0	1397	100,95.5
140	0	0	0	0	0	0	0	0	130-140	0	1397	100,95.5
150	0	0	0	0	0	0	0	0	140-150	0	1397	100,95.5
160	0	0	0	0	0	0	0	0	150-160	0	1397	100,95.5
170	0.1067	0.0468	0.0270	0.0268	0.0938	0.0939	0.1071	0.0736	160-170	0.0022	1397	100,95.5
180	0.2677	0.2744	0.2543	0.2343	0.2945	0.2878	0.2410	0.2410	170-180	0.0142	1397	100,95.5
DEG	LUMINOUS INTENSITY:cd									UNIT:lm		

C Range: 0 - 360DEG
C Interval: 30.0DEG
Test Speed: HIGH
Temperature:25.3DEG
Operators:
Test Date:21 September 2026

γ Range: 0 - 180DEG
γ Interval: 1.0DEG
Test System:EVERFINE GO-2000A_V1 SYSTEM V2.0.295
Humidity:65.0%
Test Distance:14.200m [K=1.0000]
Remarks:

CU AND LUMINAIRE BUDGETARY ESTIMATE DIAGRAM

Test:U:120.6V I:0.0985A P:11.63W PF:0.9790 Lamp Flux:1463.25x1 lm		
NAME:	TYPE:	WEIGHT:
SPEC.:	DIM.:	SERIAL No.:
MFR.:	SUR.:	Shielding Angle:

ρcc	80%			70%			50%			30%			10%			0
ρw	50%	30%	10%	50%	30%	10%	50%	30%	10%	50%	30%	10%	50%	30%	10%	0
ρfc	20%			20%			20%			20%			20%			0
RCR	RCR:Room Cavity Ratio			Coefficients of Utilization(CU)												
0.0	1.14	1.14	1.14	1.11	1.11	1.11	1.06	1.06	1.06	1.02	1.02	1.02	.97	.97	.97	.95
1.0	1.02	.98	.95	.99	.96	.93	.95	.93	.90	.92	.90	.88	.88	.87	.85	.83
2.0	.90	.84	.79	.88	.83	.78	.85	.80	.77	.82	.78	.75	.79	.76	.73	.71
3.0	.80	.73	.67	.78	.72	.67	.76	.70	.65	.73	.68	.64	.71	.67	.63	.61
4.0	.71	.64	.58	.70	.63	.57	.68	.62	.57	.66	.60	.56	.64	.59	.55	.53
5.0	.64	.56	.50	.63	.56	.50	.61	.54	.49	.59	.53	.49	.58	.52	.48	.46
6.0	.58	.50	.44	.57	.50	.44	.55	.49	.44	.54	.48	.43	.52	.47	.43	.41
7.0	.53	.45	.39	.52	.44	.39	.51	.44	.39	.49	.43	.39	.48	.42	.38	.36
8.0	.48	.41	.35	.48	.40	.35	.46	.40	.35	.45	.39	.35	.44	.39	.34	.33
9.0	.44	.37	.32	.44	.37	.32	.43	.36	.32	.42	.36	.31	.41	.35	.31	.30
10.0	.41	.34	.29	.41	.34	.29	.40	.33	.29	.39	.33	.29	.38	.32	.28	.27

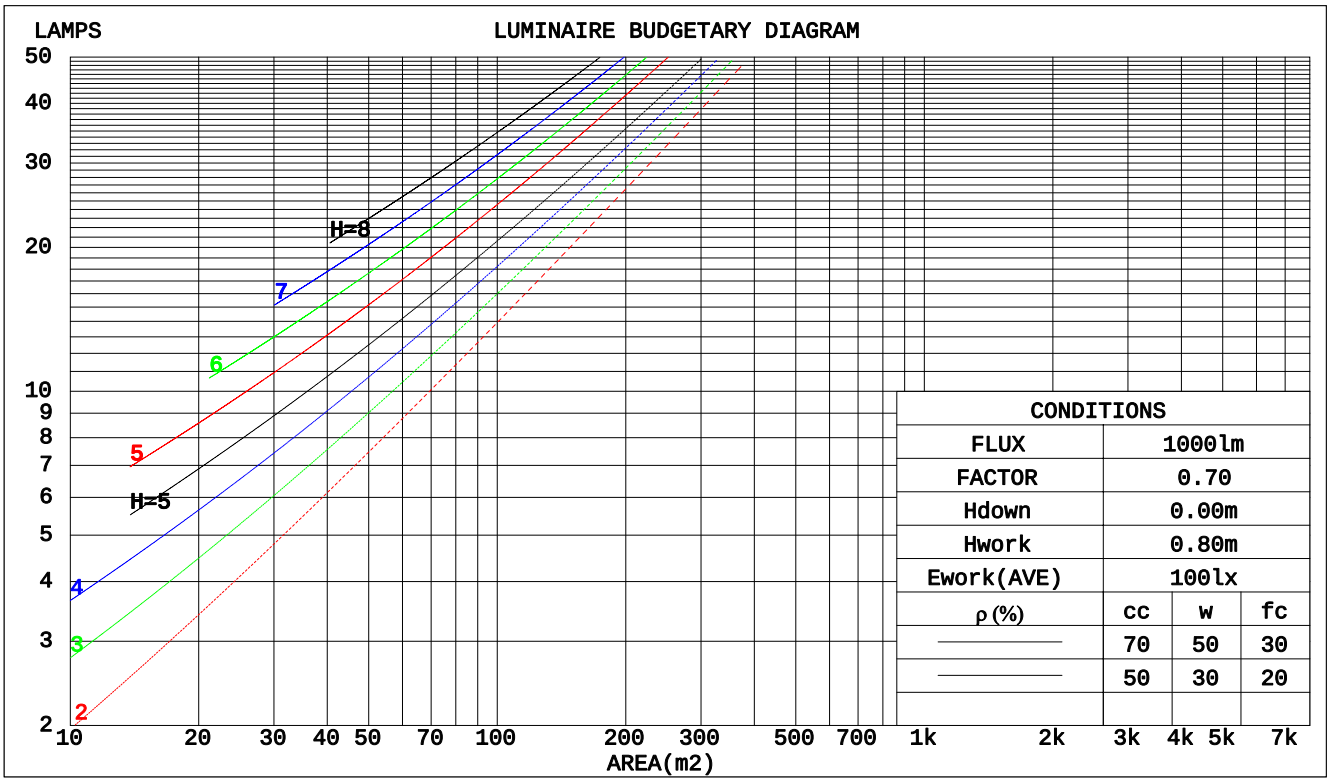

C Range: 0 - 360DEG
C Interval: 30.0DEG
Test Speed: HIGH
Temperature:25.3DEG
Operators:
Test Date:21 September 2026

γ Range: 0 - 180DEG
γ Interval: 1.0DEG
Test System:EVERFINE GO-2000A_V1 SYSTEM V2.0.295
Humidity:65.0%
Test Distance:14.200m [K=1.0000]
Remarks:

WEC AND CCEC

Test:U:120.6V I:0.0985A P:11.63W PF:0.9790 Lamp Flux:1463.25x1 lm		
NAME:	TYPE:	WEIGHT:
SPEC.:	DIM.:	SERIAL No.:
MFR.:	SUR.:	Shielding Angle:

ρcc	80%			70%			50%			30%			10%			0
ρw	50%	30%	10%	50%	30%	10%	50%	30%	10%	50%	30%	10%	50%	30%	10%	0
ρfc	20%			20%			20%			20%			20%			0
RCR	RCR:Room Cavity Ratio						Wall Exitance Coeffcients(WEC)									
0.0																
1.0	.251	.143	.045	.244	.139	.044	.232	.133	.042	.220	.127	.041	.210	.122	.039	
2.0	.244	.134	.041	.239	.131	.040	.228	.127	.039	.218	.122	.038	.208	.118	.037	
3.0	.232	.123	.037	.227	.121	.037	.217	.118	.036	.208	.114	.035	.200	.111	.034	
4.0	.218	.113	.033	.213	.111	.033	.205	.108	.032	.197	.106	.032	.189	.103	.031	
5.0	.204	.104	.030	.200	.103	.030	.192	.100	.029	.185	.098	.029	.179	.096	.029	
6.0	.191	.096	.027	.187	.095	.027	.181	.093	.027	.174	.091	.027	.169	.089	.026	
7.0	.179	.089	.025	.176	.088	.025	.170	.086	.025	.164	.084	.025	.159	.083	.024	
8.0	.168	.082	.023	.166	.082	.023	.160	.080	.023	.155	.079	.023	.150	.077	.022	
9.0	.159	.077	.021	.156	.076	.021	.151	.075	.021	.147	.074	.021	.142	.072	.021	
10.0	.150	.072	.020	.148	.071	.020	.143	.070	.020	.139	.069	.020	.135	.068	.020	

ρcc	80%			70%			50%			30%			10%			0
ρw	50%	30%	10%	50%	30%	10%	50%	30%	10%	50%	30%	10%	50%	30%	10%	0
ρfc	20%			20%			20%			20%			20%			0
RCR	RCR:Room Cavity Ratio						Ceiling Cavity Exitance Coefficients(CCEC)									
0.0	.182	.182	.182	.155	.155	.155	.106	.106	.106	.061	.061	.061	.019	.019	.019	
1.0	.169	.150	.132	.145	.128	.114	.099	.088	.079	.057	.051	.046	.018	.016	.015	
2.0	.160	.126	.098	.137	.109	.084	.094	.075	.059	.054	.044	.035	.017	.014	.011	
3.0	.152	.109	.075	.130	.094	.065	.089	.065	.045	.052	.038	.027	.017	.012	.009	
4.0	.145	.096	.059	.124	.083	.051	.085	.058	.036	.049	.034	.021	.016	.011	.007	
5.0	.138	.086	.047	.118	.074	.041	.082	.052	.029	.047	.030	.017	.015	.010	.006	
6.0	.131	.078	.039	.113	.067	.034	.078	.047	.024	.045	.028	.014	.015	.009	.005	
7.0	.125	.071	.033	.108	.062	.029	.074	.043	.020	.043	.025	.012	.014	.008	.004	
8.0	.119	.066	.029	.103	.057	.025	.071	.040	.018	.041	.024	.011	.013	.008	.003	
9.0	.114	.061	.025	.098	.053	.022	.068	.037	.015	.040	.022	.009	.013	.007	.003	
10.0	.109	.057	.022	.094	.049	.019	.065	.035	.014	.038	.021	.008	.012	.007	.003	

C Range: 0 - 360DEG
C Interval: 30.0DEG
Test Speed: HIGH
Temperature:25.3DEG
Operators:
Test Date:21 September 2026

γ Range: 0 - 180DEG
γ Interval: 1.0DEG
Test System:EVERFINE GO-2000A_V1 SYSTEM V2.0.295
Humidity:65.0%
Test Distance:14.200m [K=1.0000]
Remarks:

UGR(Unified Glare Rating) Table

Test:U:120.6V I:0.0985A P:11.63W PF:0.9790 Lamp Flux:1463.25x1 lm		
NAME:	TYPE:	WEIGHT:
SPEC.:	DIM.:	SERIAL No.:
MFR.:	SUR.:	Shielding Angle:

ceiling/cavity		0.7	0.7	0.5	0.5	0.3	0.7	0.7	0.5	0.5	0.3
walls		0.5	0.3	0.5	0.3	0.3	0.5	0.3	0.5	0.3	0.3
working plane		0.2	0.2	0.2	0.2	0.2	0.2	0.2	0.2	0.2	0.2
Room dimensions		Viewed crosswise					Viewed endwise				
x = 2H	y = 2H	28.8	30.2	29.1	30.4	30.6	29.2	30.6	29.4	30.8	31.0
	3H	29.4	30.7	29.7	30.9	31.2	29.9	31.2	30.2	31.4	31.7
	4H	29.5	30.7	29.8	30.9	31.2	30.0	31.2	30.3	31.5	31.7
	6H	29.4	30.5	29.7	30.8	31.1	30.0	31.1	30.3	31.4	31.7
	8H	29.4	30.5	29.7	30.7	31.0	30.0	31.1	30.3	31.3	31.6
	12H	29.3	30.4	29.7	30.7	31.0	29.9	31.0	30.3	31.3	31.6
4H	2H	29.2	30.4	29.5	30.7	30.9	29.5	30.7	29.8	31.0	31.2
	3H	29.9	31.0	30.2	31.2	31.5	30.3	31.4	30.7	31.7	32.0
	4H	30.0	30.9	30.3	31.2	31.6	30.5	31.4	30.8	31.7	32.1
	6H	29.9	30.8	30.3	31.1	31.5	30.5	31.3	30.9	31.7	32.0
	8H	29.9	30.7	30.3	31.1	31.4	30.5	31.2	30.9	31.6	32.0
	12H	29.9	30.6	30.3	31.0	31.4	30.4	31.1	30.8	31.5	31.9
8H	4H	29.9	30.7	30.3	31.1	31.5	30.4	31.2	30.8	31.6	31.9
	6H	29.9	30.6	30.4	31.0	31.4	30.5	31.1	30.9	31.5	31.9
	8H	29.9	30.5	30.4	30.9	31.4	30.5	31.0	30.9	31.5	31.9
	12H	29.9	30.4	30.4	30.8	31.3	30.4	30.9	30.9	31.4	31.9
12H	4H	29.9	30.6	30.3	31.0	31.4	30.4	31.1	30.8	31.5	31.9
	6H	29.9	30.5	30.4	30.9	31.4	30.4	31.0	30.9	31.4	31.9
	8H	29.9	30.4	30.4	30.8	31.3	30.4	30.9	30.9	31.4	31.8

Variations with the observer position at spacings:		
S = 1.0H	+ 0.4 / - 0.5	+ 0.4 / - 0.4
1.5H	+ 0.3 / - 0.5	+ 0.3 / - 0.4
2.0H	+ 0.7 / - 0.7	+ 0.7 / - 0.7

CIE Pub.117 Corrected 1463 lm Total Lamp Luminous Flux.(8log(F/F0) = 1.3)

C Range: 0 - 360DEG
C Interval: 30.0DEG
Test Speed: HIGH
Temperature:25.3DEG
Operators:
Test Date:21 September 2026

γ Range: 0 - 180DEG
γ Interval: 1.0DEG
Test System:EVERFINE GO-2000A_V1 SYSTEM V2.0.295
Humidity:65.0%
Test Distance:14.200m [K=1.0000]
Remarks:

UTILIZATION FACTORS TABLE

Test:U:120.6V I:0.0985A P:11.63W PF:0.9790 Lamp Flux:1463.25x1 lm		
NAME:	TYPE:	WEIGHT:
SPEC.:	DIM.:	SERIAL No.:
MFR.:	SUR.:	Shielding Angle:

REFLECTANCE										
Ceiling	0.8	0.8	0.8	0.7	0.7	0.7	0.5	0.5	0.5	0
Walls	0.7	0.5	0.3	0.7	0.5	0.3	0.7	0.5	0.3	0
Working plane	0.2	0.2	0.2	0.2	0.2	0.2	0.2	0.2	0.2	0
ROOM INDEX	UTILIZATION FACTORS(PERCENT) k(RI) x RCR = 5									
k = 0.60	59	48	42	58	48	42	57	48	42	36
0.80	69	58	52	68	58	52	66	57	51	45
1.00	77	67	61	76	67	61	74	68	60	54
1.25	84	75	69	82	74	68	80	73	67	61
1.50	88	80	74	87	79	74	84	77	72	66
2.00	94	87	82	93	86	81	89	84	80	73
2.50	97	91	86	96	90	85	92	87	83	76
3.00	100	95	90	98	93	89	95	91	87	80
4.00	104	99	95	101	97	94	98	94	91	83
5.00	106	102	98	103	100	97	99	96	94	86
ROOM INDEX	UF(total)									Direct
According to DIN EN 13032-2 2004				Suspended					SHRNOM = 1.25	

C Range: 0 - 360DEG
C Interval: 30.0DEG
Test Speed: HIGH
Temperature:25.3DEG
Operators:
Test Date:21 September 2026

γ Range: 0 - 180DEG
γ Interval: 1.0DEG
Test System:EVERFINE GO-2000A_V1 SYSTEM V2.0.295
Humidity:65.0%
Test Distance:14.200m [K=1.0000]
Remarks:

ISOCANDELA DIAGRAM

Test:U:120.6V I:0.0985A P:11.63W PF:0.9790 Lamp Flux:1463.25x1 lm		
NAME:	TYPE:	WEIGHT:
SPEC.:	DIM.:	SERIAL No.:
MFR.:	SUR.:	Shielding Angle:

Conical surface Flux(90deg):
870.78 lm
%lum = 62.3%
%lamp = 59.5%

Conical surface Flux(120deg):
1223 lm
%lum = 87.5%
%lamp = 83.6%

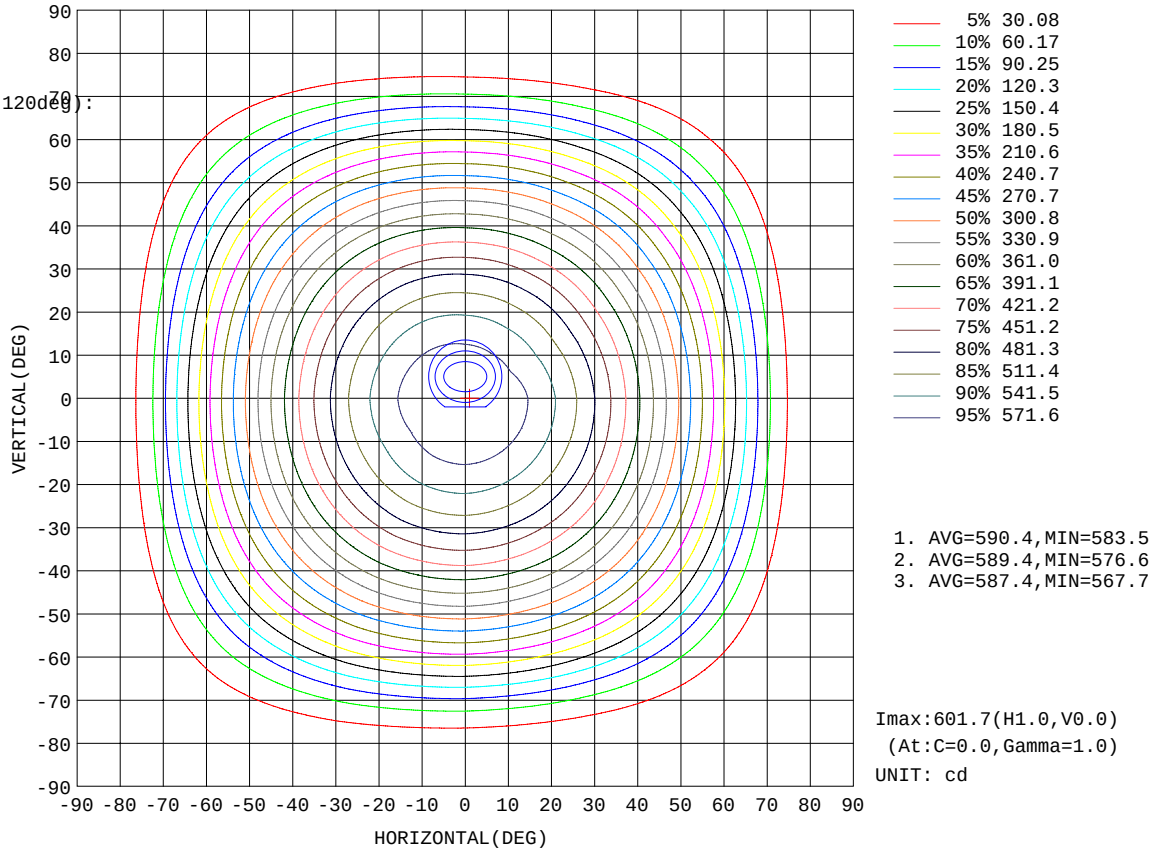

C Range: 0 - 360DEG
C Interval: 30.0DEG
Test Speed: HIGH
Temperature:25.3DEG
Operators:
Test Date:21 September 2026

γ Range: 0 - 180DEG
γ Interval: 1.0DEG
Test System:EVERFINE GO-2000A_V1 SYSTEM V2.0.295
Humidity:65.0%
Test Distance:14.200m [K=1.0000]
Remarks:

AAI Figure

Test:U:120.6V I:0.0985A P:11.63W PF:0.9790 Lamp Flux:1463.25x1 lm		
NAME:	TYPE:	WEIGHT:
SPEC.:	DIM.:	SERIAL No.:
MFR.:	SUR.:	Shielding Angle:

Flux out:1003 lm

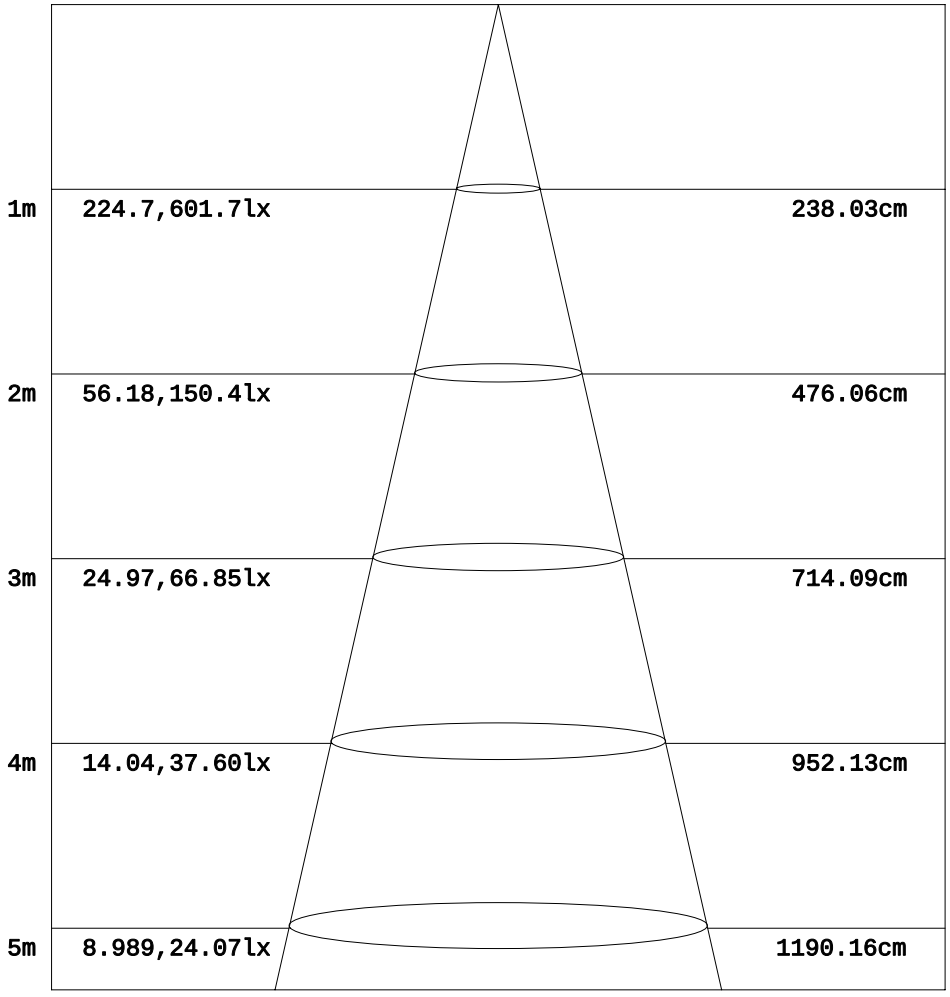

Note:The Curves indicate the illuminated area and the average illumination when the luminaire is at different distance.

C Range: 0 - 360DEG
C Interval: 30.0DEG
Test Speed: HIGH
Temperature:25.3DEG
Operators:
Test Date:21 September 2026

γ Range: 0 - 180DEG
γ Interval: 1.0DEG
Test System:EVERFINE GO-2000A_V1 SYSTEM V2.0.295
Humidity:65.0%
Test Distance:14.200m [K=1.0000]
Remarks:

ISOLUX DIAGRAM

Test:U:120.6V I:0.0985A P:11.63W PF:0.9790 Lamp Flux:1463.25x1 lm		
NAME:	TYPE:	WEIGHT:
SPEC.:	DIM.:	SERIAL No.:
MFR.:	SUR.:	Shielding Angle:

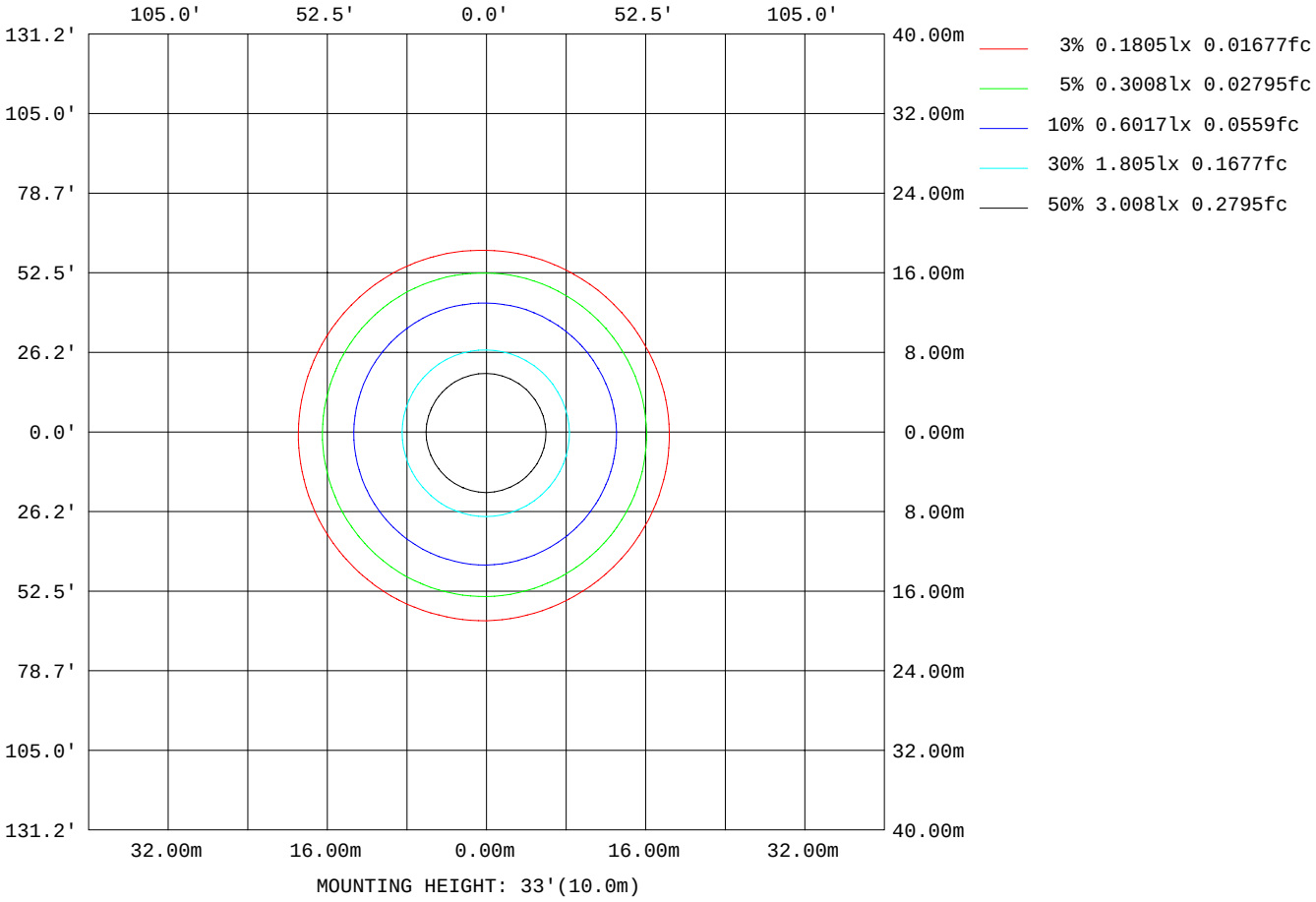

C Range: 0 - 360DEG
C Interval: 30.0DEG
Test Speed: HIGH
Temperature:25.3DEG
Operators:
Test Date:21 September 2026

γ Range: 0 - 180DEG
γ Interval: 1.0DEG
Test System:EVERFINE GO-2000A_V1 SYSTEM V2.0.295
Humidity:65.0%
Test Distance:14.200m [K=1.0000]
Remarks:

LED Avg.L Report

Test:U:120.6V I:0.0985A P:11.63W PF:0.9790 Lamp Flux:1463.25x1 lm		
NAME:	TYPE:	WEIGHT:
SPEC.:	DIM.:	SERIAL No.:
MFR.:	SUR.:	Shielding Angle:

AvgL	cd/m2
L_0~180(65)av	78429
L_0~180(75)av	32296
L_0~180(85)av	9774
L_90~270(65)av	77929
L_90~270(75)av	32239
L_90~270(85)av	8924
L_45(65)av	77804
L_45(75)av	32149
L_45(85)av	9222

Standard: GB/T 29293-2012

C Range: 0 - 360DEG
C Interval: 30.0DEG
Test Speed: HIGH
Temperature:25.3DEG
Operators:
Test Date:21 September 2026

γ Range: 0 - 180DEG
γ Interval: 1.0DEG
Test System:EVERFINE GO-2000A_V1 SYSTEM V2.0.295
Humidity:65.0%
Test Distance:14.200m [K=1.0000]
Remarks:

Planar Illuminance Curve

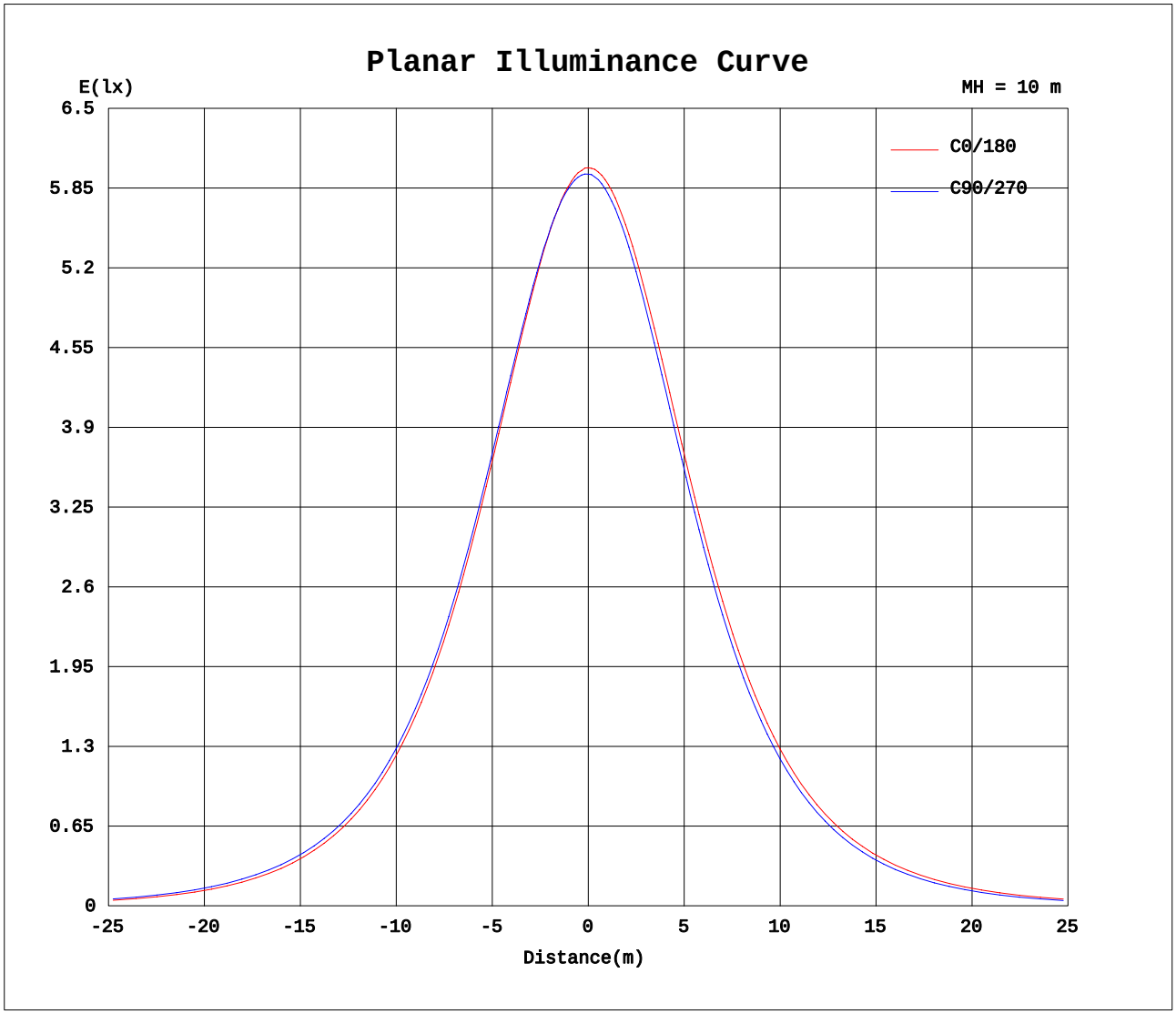

C Range: 0 - 360DEG
C Interval: 30.0DEG
Test Speed: HIGH
Temperature:25.3DEG
Operators:
Test Date:21 September 2026

γ Range: 0 - 180DEG
γ Interval: 1.0DEG
Test System:EVERFINE GO-2000A_V1 SYSTEM V2.0.295
Humidity:65.0%
Test Distance:14.200m [K=1.0000]
Remarks:

LUMINOUS DISTRIBUTION INTENSITY DATA

Test:U:120.6V I:0.0985A P:11.63W PF:0.9790 Lamp Flux:1463.25x1 lm		
NAME:	TYPE:	WEIGHT:
SPEC.:	DIM.:	SERIAL No.:
MFR.:	SUR.:	Shielding Angle:

Table--1 UNIT: cd

γ (DEG) \ C(DEG)	0	30	60	90	120	150	180	210	240	270	300	330
0	602	599	598	596	596	595	602	599	598	596	596	595
5	597	597	596	595	595	593	599	596	594	591	590	590
10	587	587	587	587	587	585	589	586	583	580	578	579
15	570	571	571	573	573	571	574	570	566	562	560	560
20	546	548	549	552	552	550	553	547	543	537	535	537
25	517	519	521	525	526	523	525	519	514	508	505	507
30	482	485	488	492	493	491	491	485	479	472	469	471
35	441	444	448	454	455	452	452	446	439	431	428	430
40	396	400	404	410	412	410	408	402	395	387	383	385
45	347	351	356	363	366	364	361	355	348	339	335	337
50	295	300	305	313	316	314	311	304	297	288	284	285
55	240	245	251	260	263	261	257	251	243	234	229	231
60	182	187	194	203	207	205	201	195	187	177	172	174
65	123	128	135	144	149	147	142	136	129	119	114	115
70	67.3	71.6	77.5	86.5	90.5	89.3	84.8	79.7	73.2	64.9	60.9	61.5
75	28.2	30.4	33.8	39.5	42.4	41.8	38.7	35.6	31.8	27.2	25.1	25.4
80	11.3	12.3	13.6	15.6	16.7	16.5	15.2	14.1	12.5	10.4	9.58	9.85
85	1.93	2.62	3.59	5.08	5.85	5.77	4.89	4.08	2.72	1.14	0.38	0.74
90	0.00	0.00	0.00	0.00	0.00	0.00	0.00	0.00	0.00	0.00	0.00	0.00
95	0.00	0.00	0.00	0.00	0.00	0.00	0.00	0.00	0.00	0.00	0.00	0.00
100	0.00	0.00	0.00	0.00	0.00	0.00	0.00	0.00	0.00	0.00	0.00	0.00
105	0.00	0.00	0.00	0.00	0.00	0.00	0.00	0.00	0.00	0.00	0.00	0.00
110	0.00	0.00	0.00	0.00	0.00	0.00	0.00	0.00	0.00	0.00	0.00	0.00
115	0.00	0.00	0.00	0.00	0.00	0.00	0.00	0.00	0.00	0.00	0.00	0.00
120	0.00	0.00	0.00	0.00	0.00	0.00	0.00	0.00	0.00	0.00	0.00	0.00
125	0.00	0.00	0.00	0.00	0.00	0.00	0.00	0.00	0.00	0.00	0.00	0.00
130	0.00	0.00	0.00	0.00	0.00	0.00	0.00	0.00	0.00	0.00	0.00	0.00
135	0.00	0.00	0.00	0.00	0.00	0.00	0.00	0.00	0.00	0.00	0.00	0.00
140	0.00	0.00	0.00	0.00	0.00	0.00	0.00	0.00	0.00	0.00	0.00	0.00
145	0.00	0.00	0.00	0.00	0.00	0.00	0.00	0.00	0.00	0.00	0.00	0.00
150	0.00	0.00	0.00	0.00	0.00	0.00	0.00	0.00	0.00	0.00	0.00	0.00
155	0.00	0.00	0.00	0.00	0.00	0.00	0.00	0.00	0.00	0.00	0.00	0.00
160	0.00	0.00	0.00	0.00	0.00	0.00	0.00	0.00	0.00	0.00	0.00	0.00
165	0.00	0.00	0.00	0.00	0.00	0.00	0.00	0.00	0.00	0.00	0.00	0.00
170	0.11	0.07	0.03	0.03	0.00	0.05	0.09	0.08	0.11	0.11	0.12	0.03
175	0.21	0.20	0.17	0.16	0.13	0.16	0.20	0.20	0.21	0.23	0.23	0.16
180	0.27	0.28	0.27	0.25	0.24	0.23	0.29	0.28	0.29	0.24	0.24	0.24

C Range: 0 - 360DEG
C Interval: 30.0DEG
Test Speed: HIGH
Temperature:25.3DEG
Operators:
Test Date:21 September 2026

γ Range: 0 - 180DEG
γ Interval: 1.0DEG
Test System:EVERFINE GO-2000A_V1 SYSTEM V2.0.295
Humidity:65.0%
Test Distance:14.200m [K=1.0000]
Remarks: