LUMINAIRE PHOTOMETRIC TEST REPORT

Test:U:120.6V I:0.0978A P:11.54W PF:0.9787 Lamp Flux:1463.25x1 lm		
NAME:	TYPE:	WEIGHT:
SPEC.:	DIM.:	SERIAL No.:
MFR.:	SUR.:	Shielding Angle:

DATA OF LAMP		PHOTOMETRIC DATA Eff: 126.75 lm/W			
MODEL	PT-CDL-SMD-L22-DD-5C3P-4-12w-3000k	Imax(cd)	628.5	S/MH(C0/180)	1.21
NOMINAL POWER(W)	12	LOR(%)	100.0	S/MH(C90/270)	1.19
RATED VOLTAGE(V)	120	TOTAL FLUX(lm)	1463.2	η UP,DN(C0-180)	0.0,51.0
NOMINAL FLUX(lm)	1463.25	CIE CLASS	DIRECT	η UP,DN(C180-360)	0.0,49.0
LAMPS INSIDE	1	η up(%)	0.0	CIBSE SHR NOM	1.25
TEST VOLTAGE(V)	120	η down(%)	100.0	CIBSE SHR MAX	1.35

LUMINOUS INTENSITY DISTRIBUTION DIAGRAM

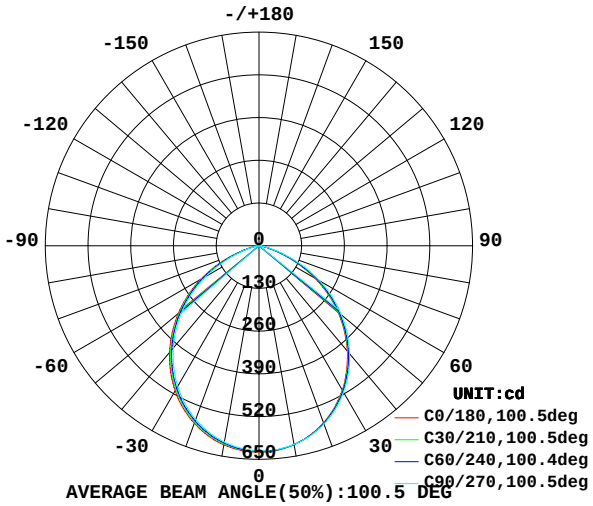

AVERAGE BEAM ANGLE(50%):100.5 DEG

C0 PLANE ISOLUX DIAGRAM (UNIT:lx)

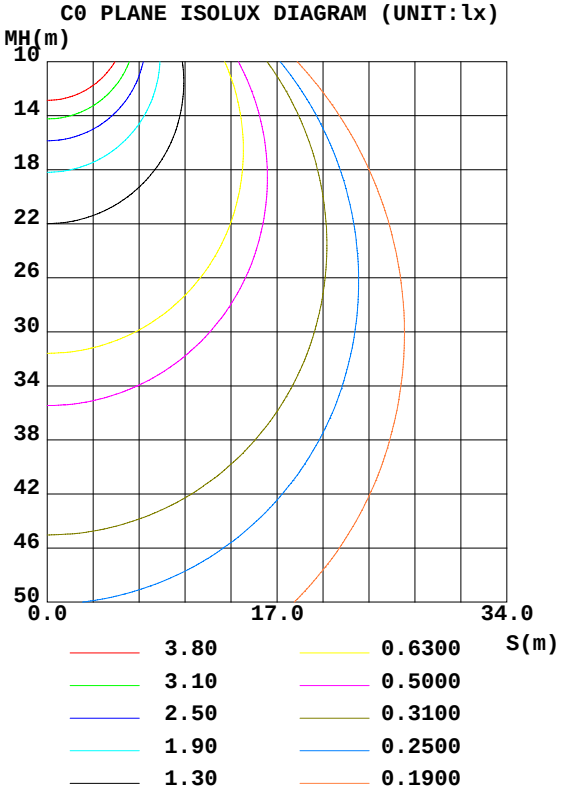

C Range: 0 - 360DEG
C Interval: 30.0DEG
Test Speed: HIGH
Temperature:25.3DEG
Operators:
Test Date:21 September 2026

γ Range: 0 - 180DEG
γ Interval: 1.0DEG
Test System:EVERFINE GO-2000A_V1 SYSTEM V2.0.295
Humidity:65.0%
Test Distance:14.200m [K=1.0000]
Remarks:

ZONAL FLUX DIAGRAM

ZONAL FLUX DIAGRAM:

γ	C0	C45	C90	C135	C180	C225	C270	C315	γ	Φ zone	Φ total	%lum,lamp
10	614.7	614.4	613.7	612.2	615.6	611.0	606.4	605.2	0- 10	59.01	59.01	4.03,4.03
20	573.6	575.0	577.1	575.0	575.0	569.5	562.7	562.0	10- 20	167.6	226.6	15.5,15.5
30	507.0	509.9	514.5	512.6	510.2	503.2	494.6	493.6	20- 30	249.1	475.7	32.5,32.5
40	418.2	422.5	429.0	427.7	423.2	415.8	405.4	404.5	30- 40	289.9	765.5	52.3,52.3
50	313.8	318.8	327.1	327.0	320.8	313.1	302.1	300.7	40- 50	283.6	1049	71.7,71.7
60	196.2	202.2	212.3	213.1	205.4	198.1	186.5	184.3	50- 60	230.8	1280	87.5,87.5
70	75.26	80.51	90.07	91.67	84.37	78.72	69.20	66.92	60- 70	136.9	1417	96.8,96.8
80	13.08	14.19	16.32	16.87	15.11	13.72	11.29	10.97	70- 80	41.18	1458	99.6,99.6
90	0	0	0	0	0	0	0	0	80- 90	5.104	1463	100,100
100	0	0	0	0	0	0	0	0	90-100	0	1463	100,100
110	0	0	0	0	0	0	0	0	100-110	0	1463	100,100
120	0	0	0	0	0	0	0	0	110-120	0	1463	100,100
130	0	0	0	0	0	0	0	0	120-130	0	1463	100,100
140	0	0	0	0	0	0	0	0	130-140	0	1463	100,100
150	0	0	0	0	0	0	0	0	140-150	0	1463	100,100
160	0	0	0	0	0	0.0000	0	0	150-160	0.0000	1463	100,100
170	0.2944	0.2607	0.2276	0.2074	0.2948	0.3142	0.3342	0.2545	160-170	0.0268	1463	100,100
180	0.4819	0.5020	0.4819	0.4551	0.5087	0.5087	0.4685	0.4551	170-180	0.0342	1463	100,100
DEG	LUMINOUS INTENSITY:cd									UNIT:lm		

C Range: 0 - 360DEG
C Interval: 30.0DEG
Test Speed: HIGH
Temperature:25.3DEG
Operators:
Test Date:21 September 2026

γ Range: 0 - 180DEG
γ Interval: 1.0DEG
Test System:EVERFINE GO-2000A_V1 SYSTEM V2.0.295
Humidity:65.0%
Test Distance:14.200m [K=1.0000]
Remarks:

CU AND LUMINAIRE BUDGETARY ESTIMATE DIAGRAM

Test:U:120.6V I:0.0978A P:11.54W PF:0.9787 Lamp Flux:1463.25x1 lm		
NAME:	TYPE:	WEIGHT:
SPEC.:	DIM.:	SERIAL No.:
MFR.:	SUR.:	Shielding Angle:

ρcc	80%			70%			50%			30%			10%			0
ρw	50%	30%	10%	50%	30%	10%	50%	30%	10%	50%	30%	10%	50%	30%	10%	0
ρfc	20%			20%			20%			20%			20%			0
RCR	RCR:Room Cavity Ratio			Coefficients of Utilization(CU)												
0.0	1.19	1.19	1.19	1.16	1.16	1.16	1.11	1.11	1.11	1.06	1.06	1.06	1.02	1.02	1.02	.00
1.0	1.06	1.03	.99	1.04	1.01	.98	.00	.97	.95	.96	.94	.92	.93	.91	.89	.87
2.0	.94	.88	.83	.92	.87	.82	.89	.84	.80	.86	.82	.78	.83	.80	.77	.75
3.0	.84	.76	.70	.82	.75	.70	.79	.73	.69	.77	.72	.67	.74	.70	.66	.64
4.0	.75	.67	.60	.73	.66	.60	.71	.64	.59	.69	.63	.58	.67	.62	.58	.56
5.0	.67	.59	.53	.66	.58	.52	.64	.57	.52	.62	.56	.51	.60	.55	.51	.49
6.0	.61	.52	.46	.60	.52	.46	.58	.51	.46	.56	.50	.45	.55	.49	.45	.43
7.0	.55	.47	.41	.54	.47	.41	.53	.46	.41	.52	.45	.40	.50	.44	.40	.38
8.0	.51	.42	.37	.50	.42	.37	.49	.42	.36	.47	.41	.36	.46	.40	.36	.34
9.0	.46	.39	.33	.46	.38	.33	.45	.38	.33	.44	.37	.33	.43	.37	.33	.31
10.0	.43	.35	.30	.42	.35	.30	.41	.35	.30	.41	.34	.30	.40	.34	.30	.28

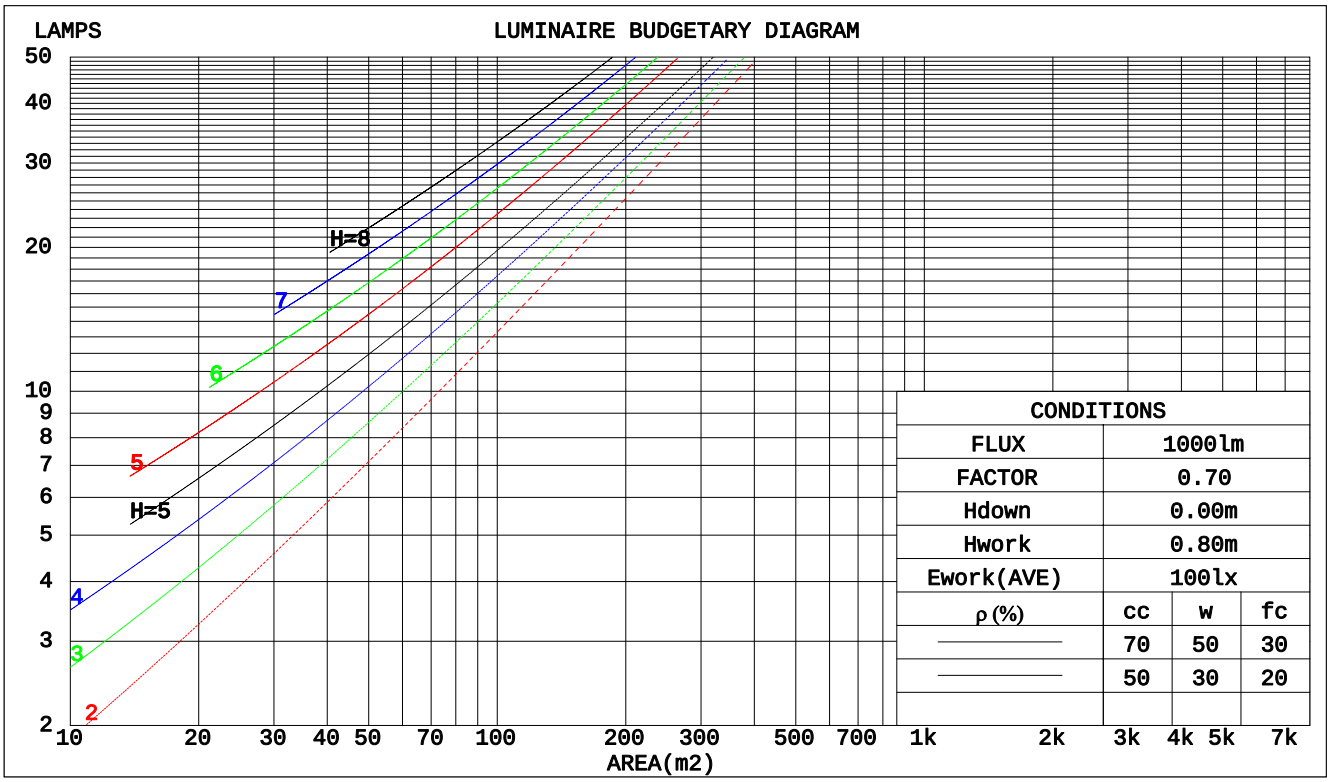

C Range: 0 - 360DEG
C Interval: 30.0DEG
Test Speed: HIGH
Temperature:25.3DEG
Operators:
Test Date:21 September 2026

γ Range: 0 - 180DEG
γ Interval: 1.0DEG
Test System:EVERFINE GO-2000A_V1 SYSTEM V2.0.295
Humidity:65.0%
Test Distance:14.200m [K=1.0000]
Remarks:

WEC AND CCEC

Test:U:120.6V I:0.0978A P:11.54W PF:0.9787 Lamp Flux:1463.25x1 lm		
NAME:	TYPE:	WEIGHT:
SPEC.:	DIM.:	SERIAL No.:
MFR.:	SUR.:	Shielding Angle:

ρcc	80%			70%			50%			30%			10%			0
ρw	50%	30%	10%	50%	30%	10%	50%	30%	10%	50%	30%	10%	50%	30%	10%	0
ρfc	20%			20%			20%			20%			20%			0
RCR	RCR:Room Cavity Ratio						Wall Exitance Coeffcients(WEC)									
0.0																
1.0	.263	.149	.047	.256	.146	.046	.243	.139	.044	.231	.133	.043	.220	.127	.041	
2.0	.256	.140	.043	.250	.138	.042	.239	.133	.041	.228	.128	.040	.218	.124	.039	
3.0	.243	.129	.039	.237	.127	.038	.227	.123	.037	.218	.119	.037	.209	.116	.036	
4.0	.228	.118	.035	.223	.117	.035	.214	.114	.034	.206	.111	.033	.198	.108	.033	
5.0	.213	.109	.032	.209	.107	.031	.201	.105	.031	.194	.102	.030	.187	.100	.030	
6.0	.200	.100	.029	.196	.099	.029	.189	.097	.028	.183	.095	.028	.177	.093	.028	
7.0	.188	.093	.026	.184	.092	.026	.178	.090	.026	.172	.088	.026	.167	.087	.025	
8.0	.176	.086	.024	.173	.085	.024	.168	.084	.024	.163	.082	.024	.158	.081	.024	
9.0	.166	.080	.022	.164	.080	.022	.158	.078	.022	.154	.077	.022	.149	.076	.022	
10.0	.157	.075	.021	.155	.075	.021	.150	.073	.021	.146	.072	.021	.142	.071	.020	

ρcc	80%			70%			50%			30%			10%			0
ρw	50%	30%	10%	50%	30%	10%	50%	30%	10%	50%	30%	10%	50%	30%	10%	0
ρfc	20%			20%			20%			20%			20%			0
RCR	RCR:Room Cavity Ratio						Ceiling Cavity Exitance Coefficients(CCEC)									
0.0	.191	.191	.191	.163	.163	.163	.111	.111	.111	.064	.064	.064	.020	.020	.020	
1.0	.177	.157	.138	.152	.134	.119	.104	.092	.082	.060	.054	.048	.019	.017	.015	
2.0	.168	.132	.102	.143	.114	.088	.098	.079	.062	.057	.046	.036	.018	.015	.012	
3.0	.159	.114	.078	.137	.098	.068	.094	.068	.048	.054	.040	.028	.017	.013	.009	
4.0	.152	.101	.062	.130	.087	.053	.089	.061	.038	.052	.035	.022	.017	.012	.007	
5.0	.144	.090	.050	.124	.078	.043	.085	.054	.031	.050	.032	.018	.016	.010	.006	
6.0	.138	.081	.041	.118	.071	.036	.082	.049	.025	.047	.029	.015	.015	.009	.005	
7.0	.131	.075	.035	.113	.065	.030	.078	.045	.021	.045	.027	.013	.015	.009	.004	
8.0	.125	.069	.030	.108	.060	.026	.075	.042	.019	.043	.025	.011	.014	.008	.004	
9.0	.119	.064	.026	.103	.055	.023	.071	.039	.016	.042	.023	.010	.013	.008	.003	
10.0	.114	.059	.023	.098	.052	.020	.068	.036	.014	.040	.021	.009	.013	.007	.003	

C Range: 0 - 360DEG
C Interval: 30.0DEG
Test Speed: HIGH
Temperature:25.3DEG
Operators:
Test Date:21 September 2026

γ Range: 0 - 180DEG
γ Interval: 1.0DEG
Test System:EVERFINE GO-2000A_V1 SYSTEM V2.0.295
Humidity:65.0%
Test Distance:14.200m [K=1.0000]
Remarks:

UGR(Unified Glare Rating) Table

Test:U:120.6V I:0.0978A P:11.54W PF:0.9787 Lamp Flux:1463.25x1 lm		
NAME:	TYPE:	WEIGHT:
SPEC.:	DIM.:	SERIAL No.:
MFR.:	SUR.:	Shielding Angle:

ceiling/cavity		0.7	0.7	0.5	0.5	0.3	0.7	0.7	0.5	0.5	0.3
walls		0.5	0.3	0.5	0.3	0.3	0.5	0.3	0.5	0.3	0.3
working plane		0.2	0.2	0.2	0.2	0.2	0.2	0.2	0.2	0.2	0.2
Room dimensions		Viewed crosswise					Viewed endwise				
x = 2H	y = 2H	29.1	30.5	29.4	30.7	30.9	29.3	30.7	29.6	30.9	31.1
	3H	29.7	31.0	30.0	31.3	31.5	30.1	31.4	30.4	31.6	31.8
	4H	29.8	31.0	30.1	31.3	31.5	30.2	31.4	30.5	31.7	31.9
	6H	29.7	30.9	30.1	31.2	31.4	30.2	31.3	30.5	31.6	31.8
	8H	29.7	30.8	30.0	31.1	31.4	30.1	31.2	30.5	31.5	31.8
	12H	29.7	30.7	30.0	31.0	31.3	30.1	31.2	30.4	31.4	31.7
4H	2H	29.5	30.7	29.8	31.0	31.2	29.7	30.9	30.0	31.1	31.4
	3H	30.2	31.3	30.6	31.6	31.9	30.5	31.6	30.9	31.9	32.2
	4H	30.3	31.3	30.7	31.6	31.9	30.7	31.6	31.0	31.9	32.3
	6H	30.3	31.1	30.7	31.5	31.8	30.7	31.5	31.1	31.9	32.2
	8H	30.3	31.0	30.7	31.4	31.8	30.6	31.4	31.1	31.8	32.2
	12H	30.2	30.9	30.7	31.3	31.7	30.6	31.3	31.0	31.7	32.1
8H	4H	30.3	31.1	30.7	31.4	31.8	30.6	31.4	31.0	31.8	32.1
	6H	30.3	30.9	30.7	31.3	31.8	30.7	31.3	31.1	31.7	32.1
	8H	30.3	30.9	30.7	31.3	31.7	30.7	31.2	31.1	31.7	32.1
	12H	30.3	30.8	30.7	31.2	31.7	30.6	31.1	31.1	31.6	32.1
12H	4H	30.2	31.0	30.7	31.3	31.7	30.6	31.3	31.0	31.7	32.1
	6H	30.3	30.8	30.7	31.3	31.7	30.6	31.2	31.1	31.6	32.1
	8H	30.3	30.8	30.7	31.2	31.7	30.6	31.1	31.1	31.6	32.0
Variations with the observer position at spacings:											
S = 1.0H		+ 0.4 / - 0.5					+ 0.4 / - 0.5				
1.5H		+ 0.3 / - 0.5					+ 0.3 / - 0.4				
2.0H		+ 0.7 / - 0.7					+ 0.7 / - 0.7				

CIE Pub.117 Corrected 1463 lm Total Lamp Luminous Flux.(8log(F/F0) = 1.3)

C Range: 0 - 360DEG
C Interval: 30.0DEG
Test Speed: HIGH
Temperature:25.3DEG
Operators:
Test Date:21 September 2026

γ Range: 0 - 180DEG
γ Interval: 1.0DEG
Test System:EVERFINE GO-2000A_V1 SYSTEM V2.0.295
Humidity:65.0%
Test Distance:14.200m [K=1.0000]
Remarks:

UTILIZATION FACTORS TABLE

Test:U:120.6V I:0.0978A P:11.54W PF:0.9787 Lamp Flux:1463.25x1 lm		
NAME:	TYPE:	WEIGHT:
SPEC.:	DIM.:	SERIAL No.:
MFR.:	SUR.:	Shielding Angle:

REFLECTANCE										
Ceiling	0.8	0.8	0.8	0.7	0.7	0.7	0.5	0.5	0.5	0
Walls	0.7	0.5	0.3	0.7	0.5	0.3	0.7	0.5	0.3	0
Working plane	0.2	0.2	0.2	0.2	0.2	0.2	0.2	0.2	0.2	0
ROOM INDEX	UTILIZATION FACTORS(PERCENT) k(RI) x RCR = 5									
k = 0.60	62	51	44	61	50	44	60	50	44	38
0.80	72	61	54	71	61	54	69	60	54	47
1.00	81	71	64	79	70	64	77	71	63	57
1.25	88	78	72	86	77	71	84	76	71	64
1.50	92	84	77	91	83	77	88	81	76	69
2.00	99	91	86	97	90	85	94	88	83	76
2.50	102	95	90	100	94	89	96	91	87	80
3.00	105	99	94	103	98	93	99	95	91	83
4.00	108	104	100	106	102	98	102	99	96	87
5.00	110	106	103	108	104	101	104	101	98	90
ROOM INDEX	UF(total)									Direct
According to DIN EN 13032-2 2004				Suspended					SHRNOM = 1.25	

C Range: 0 - 360DEG
C Interval: 30.0DEG
Test Speed: HIGH
Temperature:25.3DEG
Operators:
Test Date:21 September 2026

γ Range: 0 - 180DEG
γ Interval: 1.0DEG
Test System:EVERFINE GO-2000A_V1 SYSTEM V2.0.295
Humidity:65.0%
Test Distance:14.200m [K=1.0000]
Remarks:

ISOCANDELA DIAGRAM

Test:U:120.6V I:0.0978A P:11.54W PF:0.9787 Lamp Flux:1463.25x1 lm		
NAME:	TYPE:	WEIGHT:
SPEC.:	DIM.:	SERIAL No.:
MFR.:	SUR.:	Shielding Angle:

Conical surface Flux(90deg):
911.09 lm
%lum = 62.3%
%lamp = 62.3%

Conical surface Flux(120deg):
1280 lm
%lum = 87.5%
%lamp = 87.5%

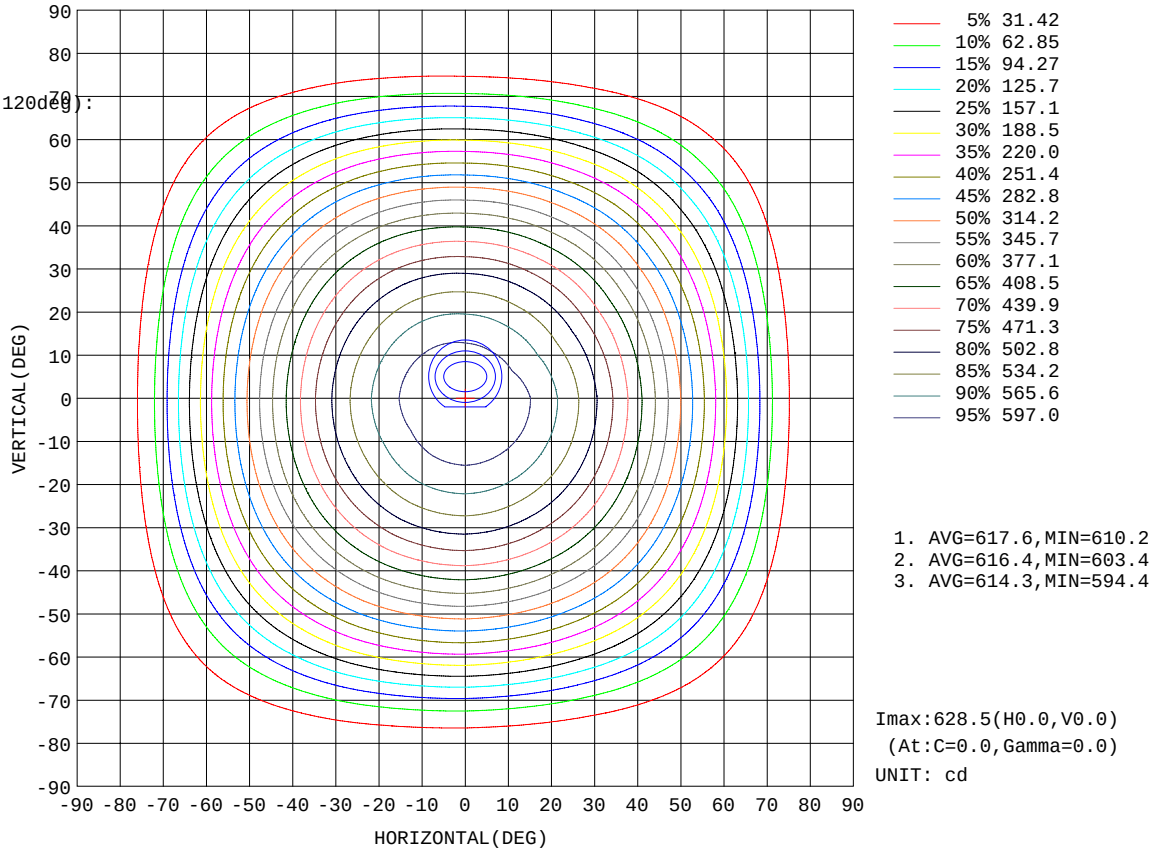

1. AVG=617.6,MIN=610.2
2. AVG=616.4,MIN=603.4
3. AVG=614.3,MIN=594.4

Imax:628.5(H0.0,V0.0)
(At:C=0.0,Gamma=0.0)
UNIT: cd

C Range: 0 - 360DEG
C Interval: 30.0DEG
Test Speed: HIGH
Temperature:25.3DEG
Operators:
Test Date:21 September 2026

γ Range: 0 - 180DEG
γ Interval: 1.0DEG
Test System:EVERFINE GO-2000A_V1 SYSTEM V2.0.295
Humidity:65.0%
Test Distance:14.200m [K=1.0000]
Remarks:

AAI Figure

Test:U:120.6V I:0.0978A P:11.54W PF:0.9787 Lamp Flux:1463.25x1 lm		
NAME:	TYPE:	WEIGHT:
SPEC.:	DIM.:	SERIAL No.:
MFR.:	SUR.:	Shielding Angle:

Flux out:1075 lm

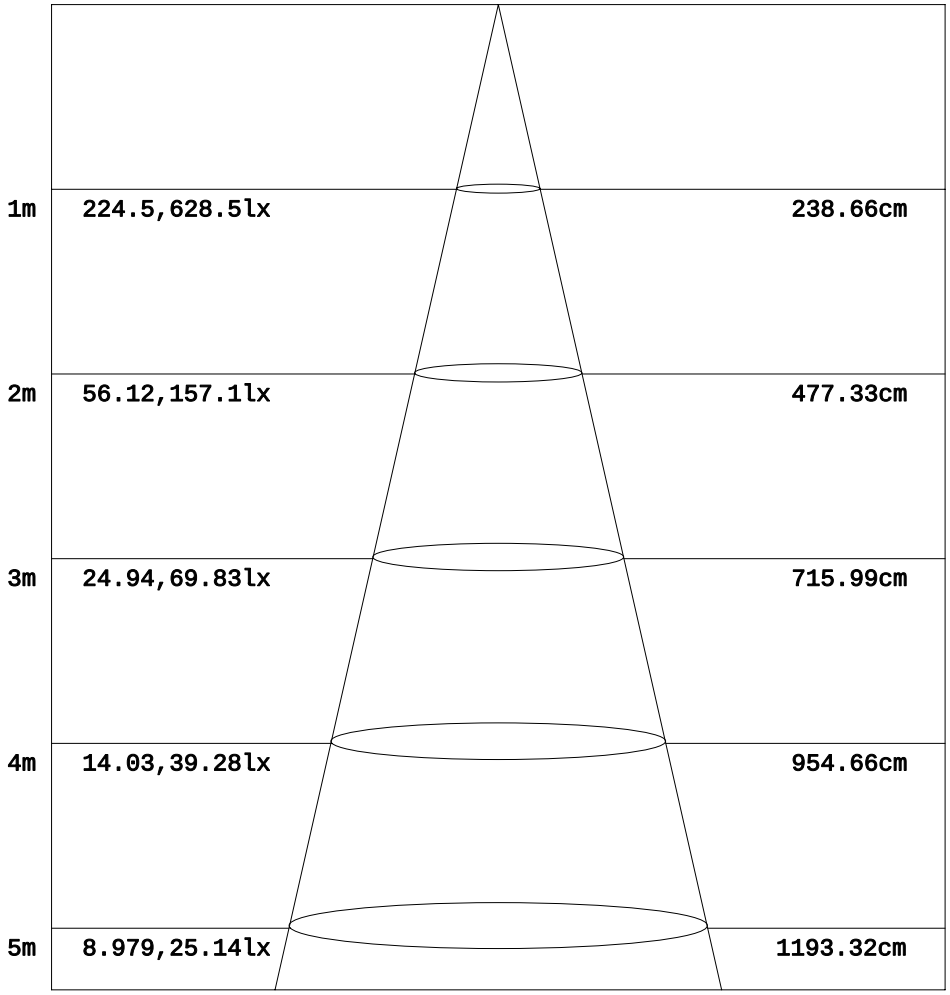

Note:The Curves indicate the illuminated area and the average illumination when the luminaire is at different distance.

C Range: 0 - 360DEG
C Interval: 30.0DEG
Test Speed: HIGH
Temperature:25.3DEG
Operators:
Test Date:21 September 2026

γ Range: 0 - 180DEG
γ Interval: 1.0DEG
Test System:EVERFINE GO-2000A_V1 SYSTEM V2.0.295
Humidity:65.0%
Test Distance:14.200m [K=1.0000]
Remarks:

ISOLUX DIAGRAM

Test:U:120.6V I:0.0978A P:11.54W PF:0.9787 Lamp Flux:1463.25x1 lm		
NAME:	TYPE:	WEIGHT:
SPEC.:	DIM.:	SERIAL No.:
MFR.:	SUR.:	Shielding Angle:

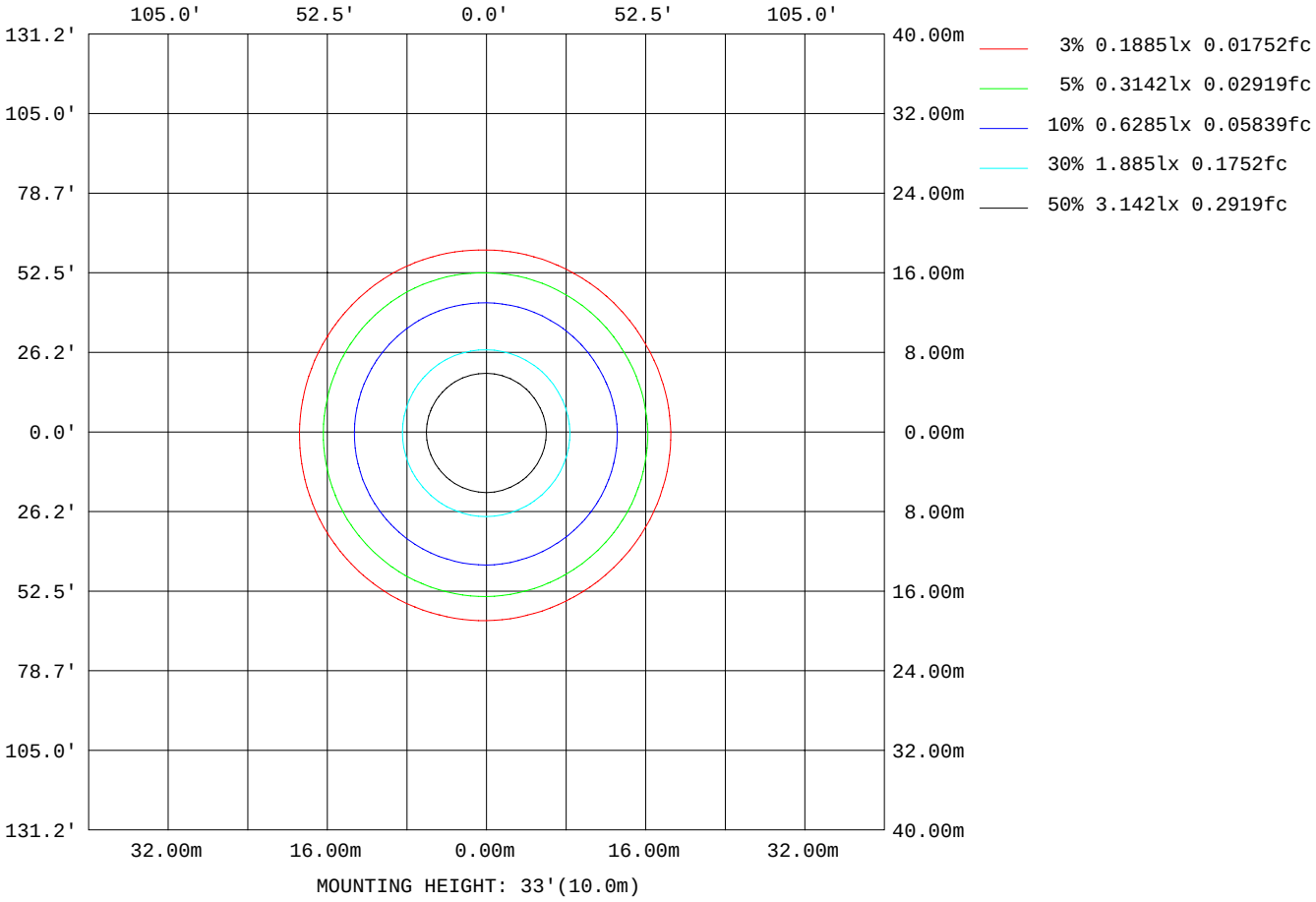

C Range: 0 - 360DEG
C Interval: 30.0DEG
Test Speed: HIGH
Temperature:25.3DEG
Operators:
Test Date:21 September 2026

γ Range: 0 - 180DEG
γ Interval: 1.0DEG
Test System:EVERFINE GO-2000A_V1 SYSTEM V2.0.295
Humidity:65.0%
Test Distance:14.200m [K=1.0000]
Remarks:

LED Avg.L Report

Test:U:120.6V I:0.0978A P:11.54W PF:0.9787 Lamp Flux:1463.25x1 lm		
NAME:	TYPE:	WEIGHT:
SPEC.:	DIM.:	SERIAL No.:
MFR.:	SUR.:	Shielding Angle:

AvgL	cd/m2
L_0~180(65)av	82288
L_0~180(75)av	33832
L_0~180(85)av	10826
L_90~270(65)av	81818
L_90~270(75)av	33976
L_90~270(85)av	9947
L_45(65)av	81710
L_45(75)av	33829
L_45(85)av	10291

Standard: GB/T 29293-2012

C Range: 0 - 360DEG
C Interval: 30.0DEG
Test Speed: HIGH
Temperature:25.3DEG
Operators:
Test Date:21 September 2026

γ Range: 0 - 180DEG
γ Interval: 1.0DEG
Test System:EVERFINE GO-2000A_V1 SYSTEM V2.0.295
Humidity:65.0%
Test Distance:14.200m [K=1.0000]
Remarks:

Planar Illuminance Curve

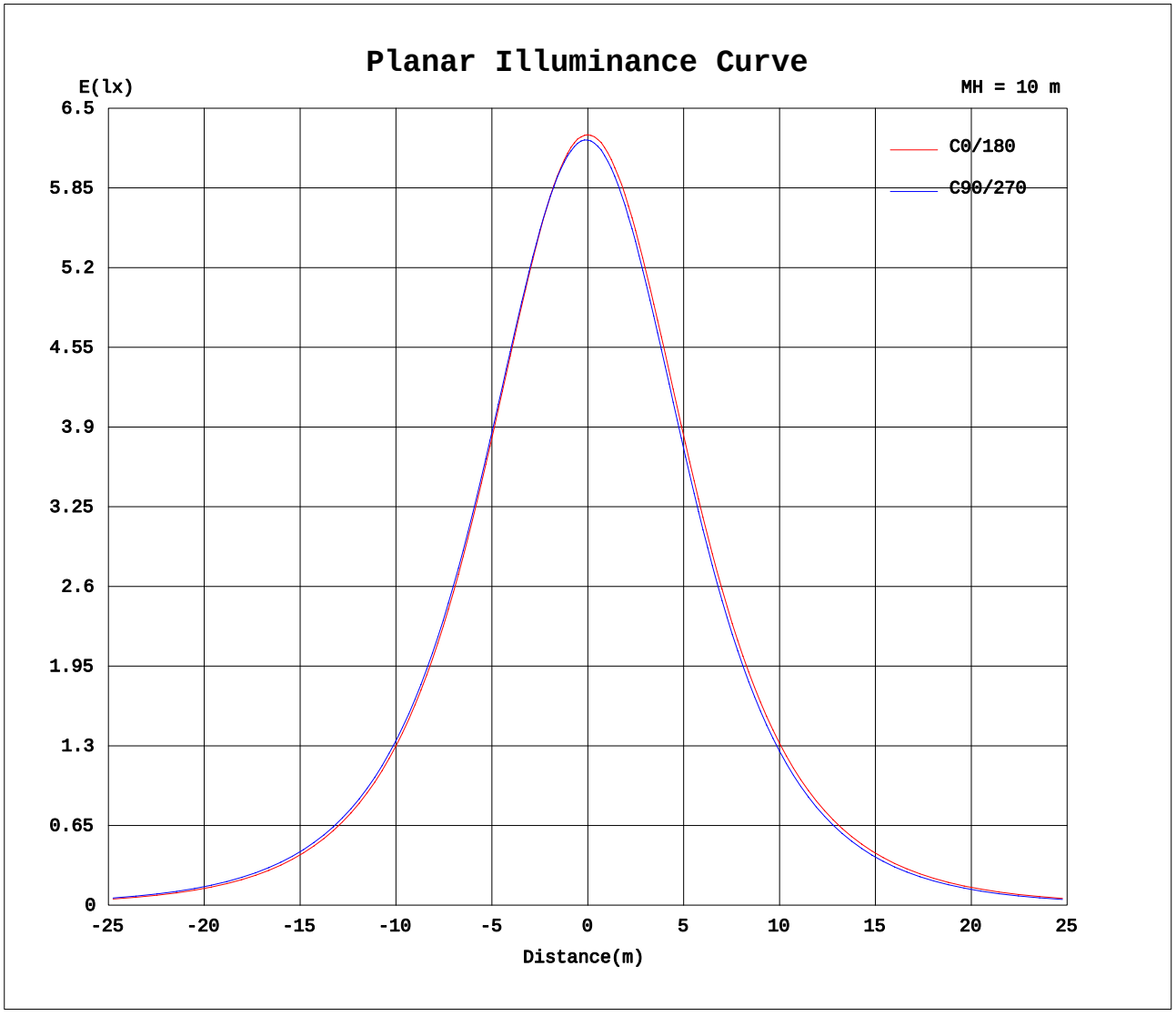

C Range: 0 - 360DEG
C Interval: 30.0DEG
Test Speed: HIGH
Temperature:25.3DEG
Operators:
Test Date:21 September 2026

γ Range: 0 - 180DEG
γ Interval: 1.0DEG
Test System:EVERFINE GO-2000A_V1 SYSTEM V2.0.295
Humidity:65.0%
Test Distance:14.200m [K=1.0000]
Remarks:

LUMINOUS DISTRIBUTION INTENSITY DATA

Test:U:120.6V I:0.0978A P:11.54W PF:0.9787 Lamp Flux:1463.25x1 lm		
NAME:	TYPE:	WEIGHT:
SPEC.:	DIM.:	SERIAL No.:
MFR.:	SUR.:	Shielding Angle:

Table--1 UNIT: cd

γ (DEG) \ C(DEG)	0	30	60	90	120	150	180	210	240	270	300	330
0	628	627	626	624	623	622	628	627	626	624	623	622
5	625	624	623	622	622	620	625	623	621	618	618	617
10	615	614	614	614	613	611	616	612	610	606	605	606
15	598	598	598	599	598	596	598	595	592	588	586	588
20	574	575	575	577	576	574	575	571	568	563	561	563
25	543	545	546	549	548	545	546	541	537	532	530	531
30	507	509	511	514	514	511	510	506	501	495	493	495
35	465	468	470	474	474	471	469	464	459	452	450	452
40	418	421	424	429	429	426	423	418	413	405	403	406
45	368	371	374	380	381	377	374	369	364	355	353	356
50	314	317	321	327	329	325	321	316	310	302	299	302
55	257	260	264	272	273	270	265	260	255	246	243	245
60	196	200	204	212	215	211	205	201	195	186	183	185
65	134	138	142	151	153	151	144	140	135	126	122	124
70	75.3	78.6	82.4	90.1	92.8	90.6	84.4	80.9	76.6	69.2	66.2	67.7
75	32.3	34.0	36.2	41.2	43.1	41.9	37.8	35.8	33.4	29.2	27.6	28.3
80	13.1	13.8	14.6	16.3	17.1	16.6	15.1	14.3	13.2	11.3	10.7	11.2
85	3.02	3.49	4.11	5.38	5.94	5.68	4.53	3.99	2.97	1.55	1.00	1.55
90	0.00	0.00	0.00	0.00	0.00	0.00	0.00	0.00	0.00	0.00	0.00	0.00
95	0.00	0.00	0.00	0.00	0.00	0.00	0.00	0.00	0.00	0.00	0.00	0.00
100	0.00	0.00	0.00	0.00	0.00	0.00	0.00	0.00	0.00	0.00	0.00	0.00
105	0.00	0.00	0.00	0.00	0.00	0.00	0.00	0.00	0.00	0.00	0.00	0.00
110	0.00	0.00	0.00	0.00	0.00	0.00	0.00	0.00	0.00	0.00	0.00	0.00
115	0.00	0.00	0.00	0.00	0.00	0.00	0.00	0.00	0.00	0.00	0.00	0.00
120	0.00	0.00	0.00	0.00	0.00	0.00	0.00	0.00	0.00	0.00	0.00	0.00
125	0.00	0.00	0.00	0.00	0.00	0.00	0.00	0.00	0.00	0.00	0.00	0.00
130	0.00	0.00	0.00	0.00	0.00	0.00	0.00	0.00	0.00	0.00	0.00	0.00
135	0.00	0.00	0.00	0.00	0.00	0.00	0.00	0.00	0.00	0.00	0.00	0.00
140	0.00	0.00	0.00	0.00	0.00	0.00	0.00	0.00	0.00	0.00	0.00	0.00
145	0.00	0.00	0.00	0.00	0.00	0.00	0.00	0.00	0.00	0.00	0.00	0.00
150	0.00	0.00	0.00	0.00	0.00	0.00	0.00	0.00	0.00	0.00	0.00	0.00
155	0.00	0.00	0.00	0.00	0.00	0.00	0.00	0.00	0.00	0.00	0.00	0.00
160	0.00	0.00	0.00	0.00	0.00	0.00	0.00	0.00	0.00	0.00	0.00	0.00
165	0.15	0.09	0.05	0.07	0.01	0.07	0.11	0.12	0.17	0.17	0.15	0.04
170	0.29	0.27	0.25	0.23	0.19	0.23	0.29	0.32	0.31	0.33	0.30	0.21
175	0.41	0.42	0.41	0.37	0.35	0.39	0.42	0.41	0.43	0.44	0.44	0.37
180	0.48	0.51	0.50	0.48	0.46	0.46	0.51	0.51	0.51	0.47	0.47	0.44

C Range: 0 - 360DEG
C Interval: 30.0DEG
Test Speed: HIGH
Temperature:25.3DEG
Operators:
Test Date:21 September 2026

γ Range: 0 - 180DEG
γ Interval: 1.0DEG
Test System:EVERFINE GO-2000A_V1 SYSTEM V2.0.295
Humidity:65.0%
Test Distance:14.200m [K=1.0000]
Remarks: