LUMINAIRE PHOTOMETRIC TEST REPORT

Test:U:120.6V I:0.0966A P:11.40W PF:0.9783 Lamp Flux:1461.66x1 lm		
NAME:	TYPE:	WEIGHT:
SPEC.:	DIM.:	SERIAL No.:
MFR.:	SUR.:	Shielding Angle:

DATA OF LAMP		PHOTOMETRIC DATA Eff: 128.27 lm/W			
MODEL	PT-CDL-SMD-L22-DD-5C3P-4-12w-3500k	Imax(cd)	624.8	S/MH(C0/180)	1.22
NOMINAL POWER(W)	12	LOR(%)	100.0	S/MH(C90/270)	1.18
RATED VOLTAGE(V)	120	TOTAL FLUX(lm)	1461.7	η UP,DN(C0-180)	0.0,51.0
NOMINAL FLUX(lm)	1461.66	CIE CLASS	DIRECT	η UP,DN(C180-360)	0.0,49.0
LAMPS INSIDE	1	η up(%)	0.0	CIBSE SHR NOM	1.25
TEST VOLTAGE(V)	120	η down(%)	100.0	CIBSE SHR MAX	1.35

LUMINOUS INTENSITY DISTRIBUTION DIAGRAM

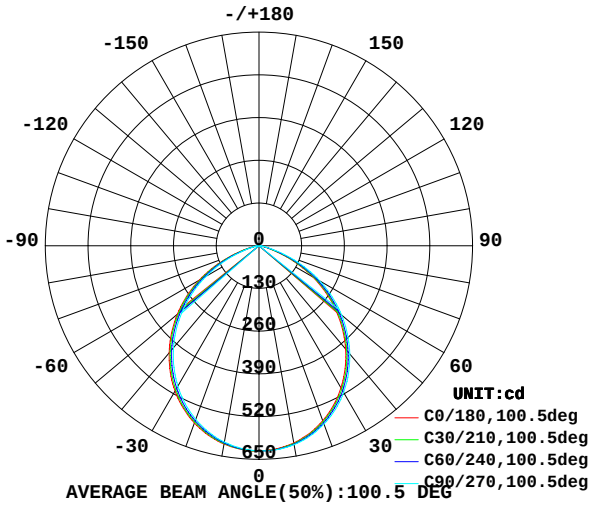

AVERAGE BEAM ANGLE(50%):100.5 DEG

C0 PLANE ISOLUX DIAGRAM (UNIT:lx)

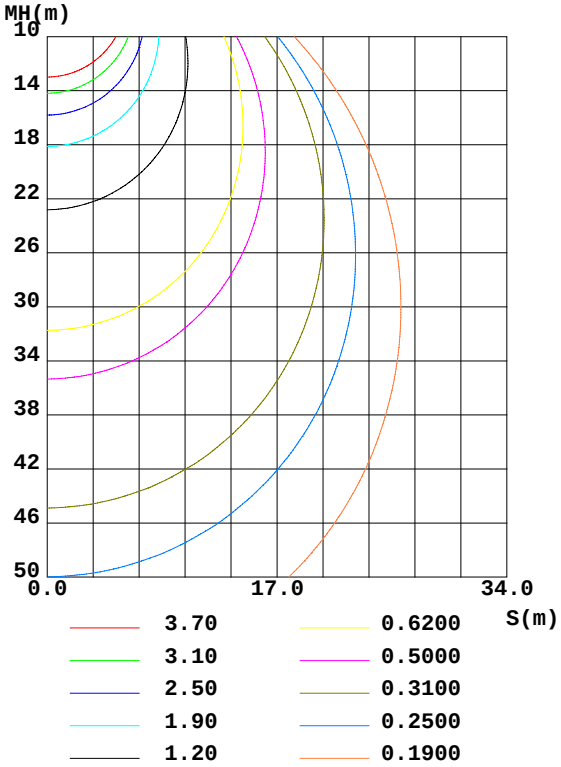

C Range: 0 - 360DEG
C Interval: 30.0DEG
Test Speed: HIGH
Temperature:25.3DEG
Operators:
Test Date:21 September 2026

γ Range: 0 - 180DEG
γ Interval: 1.0DEG
Test System:EVERFINE GO-2000A_V1 SYSTEM V2.0.295
Humidity:65.0%
Test Distance:14.200m [K=1.0000]
Remarks:

ZONAL FLUX DIAGRAM

ZONAL FLUX DIAGRAM:

γ	C0	C45	C90	C135	C180	C225	C270	C315	γ	Φ zone	Φ total	%lum,lamp
10	609.5	612.0	614.6	615.2	612.8	610.3	606.7	605.6	0- 10	58.95	58.95	4.03,4.03
20	566.8	572.0	577.7	579.3	574.3	569.3	562.5	560.6	10- 20	167.4	226.3	15.5,15.5
30	499.2	506.7	515.5	518.1	510.8	503.6	494.1	490.9	20- 30	248.8	475.1	32.5,32.5
40	410.2	418.6	430.0	434.0	425.5	417.0	404.6	400.5	30- 40	289.5	764.6	52.3,52.3
50	305.5	315.1	328.7	333.7	324.5	315.0	301.2	295.7	40- 50	283.3	1048	71.7,71.7
60	187.9	198.2	213.6	220.1	210.4	200.3	185.2	178.3	50- 60	230.5	1278	87.5,87.5
70	68.68	77.12	91.29	98.12	89.56	80.89	67.82	61.68	60- 70	136.6	1415	96.8,96.8
80	11.64	13.50	16.64	18.66	16.38	14.31	11.05	9.858	70- 80	41.33	1456	99.6,99.6
90	0	0	0	0	0	0	0	0	80- 90	5.202	1462	100,100
100	0	0	0	0	0	0	0	0	90-100	0	1462	100,100
110	0	0	0	0	0	0	0	0	100-110	0	1462	100,100
120	0	0	0	0	0	0	0	0	110-120	0	1462	100,100
130	0	0	0	0	0	0	0	0	120-130	0	1462	100,100
140	0	0	0	0	0	0	0	0	130-140	0	1462	100,100
150	0	0	0	0	0	0	0	0	140-150	0	1462	100,100
160	0	0	0	0	0	0	0	0.0000	150-160	0.0000	1462	100,100
170	0.2944	0.2412	0.2278	0.2342	0.2279	0.2879	0.3345	0.2945	160-170	0.0267	1462	100,100
180	0.4685	0.4886	0.4685	0.4819	0.4819	0.4819	0.4685	0.4886	170-180	0.0340	1462	100,100
DEG	LUMINOUS INTENSITY:cd									UNIT:lm		

C Range: 0 - 360DEG
C Interval: 30.0DEG
Test Speed: HIGH
Temperature:25.3DEG
Operators:
Test Date:21 September 2026

γ Range: 0 - 180DEG
γ Interval: 1.0DEG
Test System:EVERFINE GO-2000A_V1 SYSTEM V2.0.295
Humidity:65.0%
Test Distance:14.200m [K=1.0000]
Remarks:

CU AND LUMINAIRE BUDGETARY ESTIMATE DIAGRAM

Test:U:120.6V I:0.0966A P:11.40W PF:0.9783 Lamp Flux:1461.66x1 lm		
NAME:	TYPE:	WEIGHT:
SPEC.:	DIM.:	SERIAL No.:
MFR.:	SUR.:	Shielding Angle:

ρcc	80%			70%			50%			30%			10%			0
ρw	50%	30%	10%	50%	30%	10%	50%	30%	10%	50%	30%	10%	50%	30%	10%	0
ρfc	20%			20%			20%			20%			20%			0
RCR	RCR:Room Cavity Ratio			Coefficients of Utilization(CU)												
0.0	1.19	1.19	1.19	1.16	1.16	1.16	1.11	1.11	1.11	1.06	1.06	1.06	1.02	1.02	1.02	.00
1.0	1.06	1.03	.99	1.04	1.01	.98	.00	.97	.95	.96	.94	.92	.93	.91	.89	.87
2.0	.94	.88	.83	.92	.87	.82	.89	.84	.80	.86	.82	.78	.83	.80	.77	.75
3.0	.84	.76	.70	.82	.75	.70	.79	.73	.69	.76	.72	.67	.74	.70	.66	.64
4.0	.75	.67	.60	.73	.66	.60	.71	.64	.59	.69	.63	.58	.67	.62	.58	.56
5.0	.67	.59	.53	.66	.58	.52	.64	.57	.52	.62	.56	.51	.60	.55	.51	.49
6.0	.61	.52	.46	.60	.52	.46	.58	.51	.46	.56	.50	.45	.55	.49	.45	.43
7.0	.55	.47	.41	.54	.47	.41	.53	.46	.41	.52	.45	.40	.50	.44	.40	.38
8.0	.51	.42	.37	.50	.42	.37	.49	.42	.36	.47	.41	.36	.46	.40	.36	.34
9.0	.46	.39	.33	.46	.38	.33	.45	.38	.33	.44	.37	.33	.43	.37	.33	.31
10.0	.43	.35	.30	.42	.35	.30	.41	.35	.30	.41	.34	.30	.40	.34	.30	.28

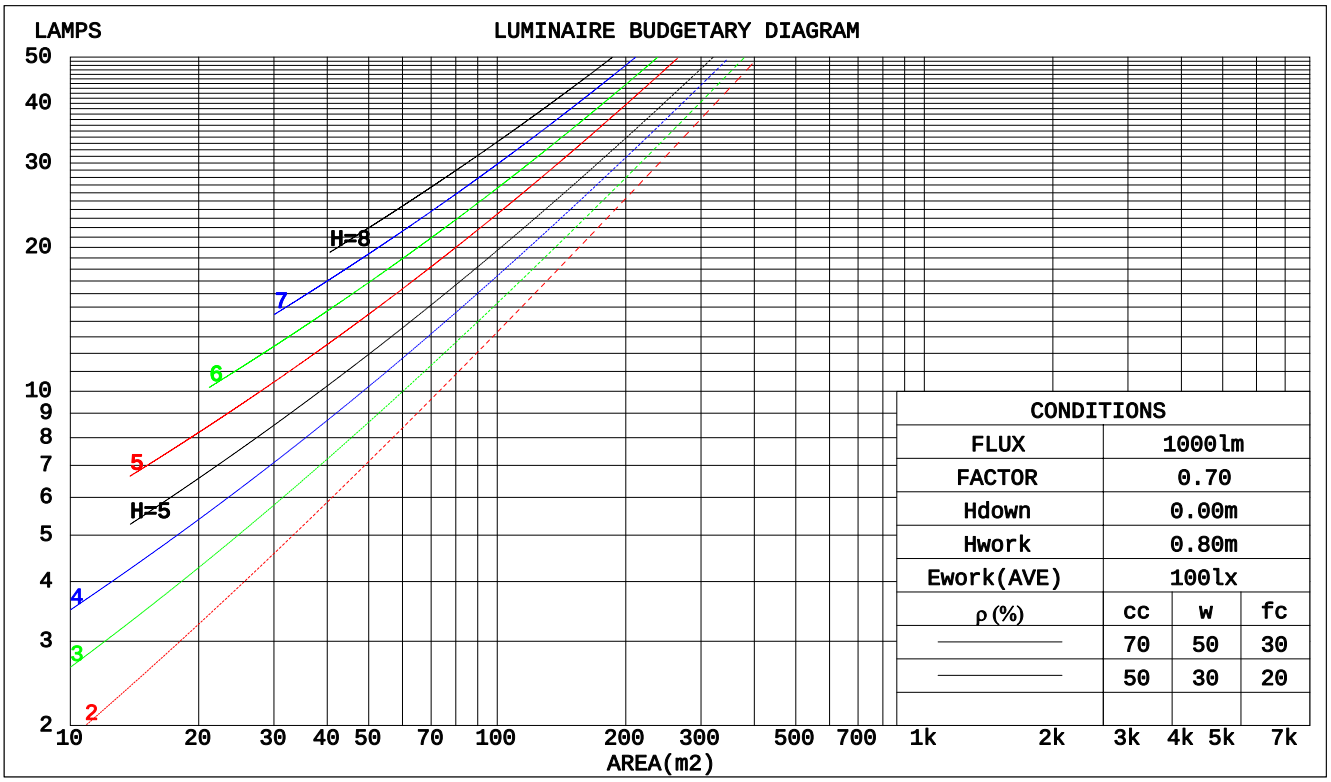

C Range: 0 - 360DEG
C Interval: 30.0DEG
Test Speed: HIGH
Temperature:25.3DEG
Operators:
Test Date:21 September 2026

γ Range: 0 - 180DEG
γ Interval: 1.0DEG
Test System:EVERFINE GO-2000A_V1 SYSTEM V2.0.295
Humidity:65.0%
Test Distance:14.200m [K=1.0000]
Remarks:

WEC AND CCEC

Test:U:120.6V I:0.0966A P:11.40W PF:0.9783 Lamp Flux:1461.66x1 lm		
NAME:	TYPE:	WEIGHT:
SPEC.:	DIM.:	SERIAL No.:
MFR.:	SUR.:	Shielding Angle:

ρcc	80%			70%			50%			30%			10%			0
ρw	50%	30%	10%	50%	30%	10%	50%	30%	10%	50%	30%	10%	50%	30%	10%	0
ρfc	20%			20%			20%			20%			20%			0
RCR	RCR:Room Cavity Ratio						Wall Exitance Coeffcients(WEC)									
0.0																
1.0	.263	.149	.047	.256	.146	.046	.243	.139	.044	.231	.133	.043	.220	.127	.041	
2.0	.256	.140	.043	.250	.138	.042	.239	.133	.041	.228	.128	.040	.219	.124	.039	
3.0	.243	.129	.039	.237	.127	.038	.227	.123	.037	.218	.120	.037	.209	.116	.036	
4.0	.228	.118	.035	.223	.117	.035	.214	.114	.034	.206	.111	.033	.198	.108	.033	
5.0	.213	.109	.032	.209	.107	.031	.201	.105	.031	.194	.102	.030	.187	.100	.030	
6.0	.200	.100	.029	.196	.099	.029	.189	.097	.028	.183	.095	.028	.177	.093	.028	
7.0	.188	.093	.026	.184	.092	.026	.178	.090	.026	.172	.088	.026	.167	.087	.025	
8.0	.176	.086	.024	.173	.085	.024	.168	.084	.024	.163	.082	.024	.158	.081	.024	
9.0	.166	.080	.022	.164	.080	.022	.159	.078	.022	.154	.077	.022	.149	.076	.022	
10.0	.157	.075	.021	.155	.075	.021	.150	.073	.021	.146	.072	.021	.142	.071	.020	

ρcc	80%			70%			50%			30%			10%			0
ρw	50%	30%	10%	50%	30%	10%	50%	30%	10%	50%	30%	10%	50%	30%	10%	0
ρfc	20%			20%			20%			20%			20%			0
RCR	RCR:Room Cavity Ratio						Ceiling Cavity Exitance Coefficients(CCEC)									
0.0	.191	.191	.191	.163	.163	.163	.111	.111	.111	.064	.064	.064	.020	.020	.020	
1.0	.177	.157	.138	.152	.134	.119	.104	.092	.082	.060	.054	.048	.019	.017	.015	
2.0	.168	.132	.102	.143	.114	.088	.098	.079	.062	.057	.046	.036	.018	.015	.012	
3.0	.159	.114	.078	.137	.098	.068	.094	.068	.048	.054	.040	.028	.017	.013	.009	
4.0	.152	.101	.062	.130	.087	.053	.089	.061	.038	.052	.035	.022	.017	.012	.007	
5.0	.144	.090	.050	.124	.078	.043	.085	.054	.031	.050	.032	.018	.016	.010	.006	
6.0	.138	.081	.041	.118	.071	.036	.082	.049	.025	.047	.029	.015	.015	.009	.005	
7.0	.131	.075	.035	.113	.065	.030	.078	.045	.021	.045	.027	.013	.015	.009	.004	
8.0	.125	.069	.030	.108	.060	.026	.075	.042	.019	.043	.025	.011	.014	.008	.004	
9.0	.119	.064	.026	.103	.055	.023	.071	.039	.016	.042	.023	.010	.013	.008	.003	
10.0	.114	.059	.023	.098	.052	.020	.068	.036	.014	.040	.021	.009	.013	.007	.003	

C Range: 0 - 360DEG
C Interval: 30.0DEG
Test Speed: HIGH
Temperature:25.3DEG
Operators:
Test Date:21 September 2026

γ Range: 0 - 180DEG
γ Interval: 1.0DEG
Test System:EVERFINE GO-2000A_V1 SYSTEM V2.0.295
Humidity:65.0%
Test Distance:14.200m [K=1.0000]
Remarks:

UGR(Unified Glare Rating) Table

Test:U:120.6V I:0.0966A P:11.40W PF:0.9783 Lamp Flux:1461.66x1 lm		
NAME:	TYPE:	WEIGHT:
SPEC.:	DIM.:	SERIAL No.:
MFR.:	SUR.:	Shielding Angle:

ceiling/cavity		0.7	0.7	0.5	0.5	0.3	0.7	0.7	0.5	0.5	0.3
walls		0.5	0.3	0.5	0.3	0.3	0.5	0.3	0.5	0.3	0.3
working plane		0.2	0.2	0.2	0.2	0.2	0.2	0.2	0.2	0.2	0.2
Room dimensions		Viewed crosswise					Viewed endwise				
x = 2H	y = 2H	28.9	30.3	29.2	30.5	30.7	29.3	30.7	29.6	30.9	31.1
	3H	29.5	30.8	29.8	31.0	31.2	30.1	31.4	30.4	31.6	31.8
	4H	29.5	30.7	29.8	31.0	31.2	30.2	31.4	30.5	31.6	31.9
	6H	29.5	30.6	29.8	30.9	31.2	30.2	31.3	30.5	31.6	31.8
	8H	29.4	30.5	29.8	30.8	31.1	30.1	31.2	30.5	31.5	31.8
	12H	29.4	30.4	29.7	30.7	31.0	30.1	31.1	30.4	31.4	31.7
4H	2H	29.3	30.5	29.6	30.8	31.0	29.6	30.9	29.9	31.1	31.4
	3H	30.0	31.0	30.3	31.3	31.6	30.5	31.5	30.8	31.8	32.1
	4H	30.0	31.0	30.4	31.3	31.6	30.6	31.6	31.0	31.9	32.2
	6H	30.0	30.9	30.4	31.2	31.6	30.6	31.5	31.0	31.8	32.2
	8H	30.0	30.8	30.4	31.1	31.5	30.6	31.4	31.0	31.8	32.1
	12H	29.9	30.7	30.4	31.0	31.4	30.6	31.3	31.0	31.7	32.1
8H	4H	30.0	30.8	30.4	31.2	31.5	30.6	31.4	31.0	31.7	32.1
	6H	30.0	30.7	30.5	31.1	31.5	30.6	31.3	31.1	31.7	32.1
	8H	30.0	30.6	30.5	31.0	31.4	30.6	31.2	31.1	31.6	32.1
	12H	30.0	30.5	30.5	30.9	31.4	30.6	31.1	31.1	31.5	32.0
12H	4H	30.0	30.7	30.4	31.1	31.5	30.5	31.3	31.0	31.6	32.0
	6H	30.0	30.6	30.4	31.0	31.4	30.6	31.2	31.0	31.6	32.0
	8H	30.0	30.5	30.5	30.9	31.4	30.6	31.1	31.1	31.5	32.0
Variations with the observer position at spacings:											
S = 1.0H		+ 0.4 / - 0.6					+ 0.4 / - 0.4				
1.5H		+ 0.3 / - 0.6					+ 0.3 / - 0.4				
2.0H		+ 0.7 / - 0.7					+ 0.7 / - 0.8				

CIE Pub.117 Corrected 1462 lm Total Lamp Luminous Flux.(8log(F/F0) = 1.3)

C Range: 0 - 360DEG
C Interval: 30.0DEG
Test Speed: HIGH
Temperature:25.3DEG
Operators:
Test Date:21 September 2026

γ Range: 0 - 180DEG
γ Interval: 1.0DEG
Test System:EVERFINE GO-2000A_V1 SYSTEM V2.0.295
Humidity:65.0%
Test Distance:14.200m [K=1.0000]
Remarks:

UTILIZATION FACTORS TABLE

Test:U:120.6V I:0.0966A P:11.40W PF:0.9783 Lamp Flux:1461.66x1 lm		
NAME:	TYPE:	WEIGHT:
SPEC.:	DIM.:	SERIAL No.:
MFR.:	SUR.:	Shielding Angle:

REFLECTANCE										
Ceiling	0.8	0.8	0.8	0.7	0.7	0.7	0.5	0.5	0.5	0
Walls	0.7	0.5	0.3	0.7	0.5	0.3	0.7	0.5	0.3	0
Working plane	0.2	0.2	0.2	0.2	0.2	0.2	0.2	0.2	0.2	0
ROOM INDEX	UTILIZATION FACTORS(PERCENT) k(RI) x RCR = 5									
k = 0.60	62	51	44	61	50	44	60	50	44	38
0.80	72	61	54	71	61	54	69	60	54	47
1.00	81	71	64	79	70	64	77	71	63	57
1.25	88	78	72	86	77	71	84	76	71	64
1.50	92	84	77	91	83	77	88	81	76	69
2.00	99	91	86	97	90	85	94	88	83	76
2.50	102	95	90	100	94	89	96	91	87	80
3.00	105	99	94	103	98	93	99	95	91	83
4.00	108	104	100	106	102	98	102	99	96	87
5.00	110	106	103	108	104	101	104	101	98	90
ROOM INDEX	UF(total)									Direct
According to DIN EN 13032-2 2004				Suspended					SHRNOM = 1.25	

C Range: 0 - 360DEG
C Interval: 30.0DEG
Test Speed: HIGH
Temperature:25.3DEG
Operators:
Test Date:21 September 2026

γ Range: 0 - 180DEG
γ Interval: 1.0DEG
Test System:EVERFINE GO-2000A_V1 SYSTEM V2.0.295
Humidity:65.0%
Test Distance:14.200m [K=1.0000]
Remarks:

ISOCANDELA DIAGRAM

Test:U:120.6V I:0.0966A P:11.40W PF:0.9783 Lamp Flux:1461.66x1 lm		
NAME:	TYPE:	WEIGHT:
SPEC.:	DIM.:	SERIAL No.:
MFR.:	SUR.:	Shielding Angle:

Conical surface Flux(90deg):
910.04 lm
%lum = 62.3%
%lamp = 62.3%

Conical surface Flux(120deg):
1278.5 lm
%lum = 87.5%
%lamp = 87.5%

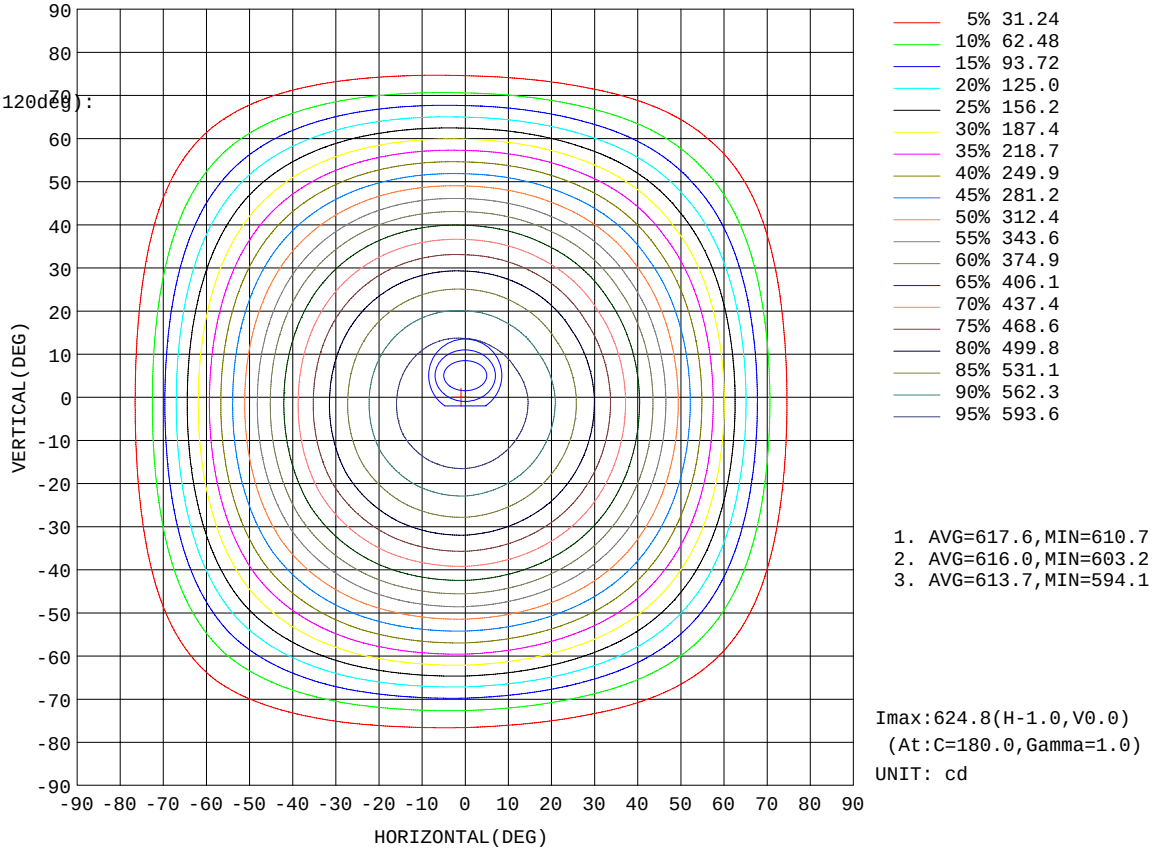

1. AVG=617.6,MIN=610.7
2. AVG=616.0,MIN=603.2
3. AVG=613.7,MIN=594.1

Imax:624.8(H-1.0,V0.0)
(At:C=180.0,Gamma=1.0)
UNIT: cd

C Range: 0 - 360DEG
C Interval: 30.0DEG
Test Speed: HIGH
Temperature:25.3DEG
Operators:
Test Date:21 September 2026

γ Range: 0 - 180DEG
γ Interval: 1.0DEG
Test System:EVERFINE GO-2000A_V1 SYSTEM V2.0.295
Humidity:65.0%
Test Distance:14.200m [K=1.0000]
Remarks:

AAI Figure

Test:U:120.6V I:0.0966A P:11.40W PF:0.9783 Lamp Flux:1461.66x1 lm		
NAME:	TYPE:	WEIGHT:
SPEC.:	DIM.:	SERIAL No.:
MFR.:	SUR.:	Shielding Angle:

Flux out:1074 lm

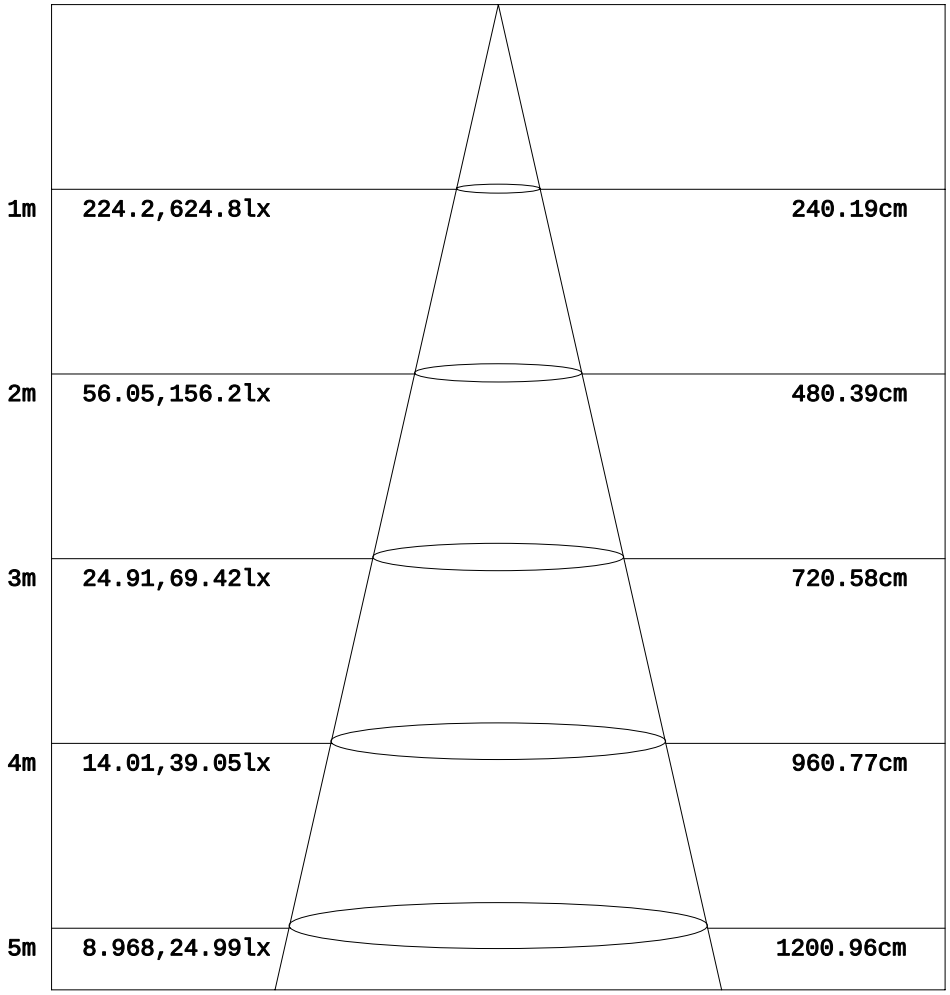

Note:The Curves indicate the illuminated area and the average illumination when the luminaire is at different distance.

C Range: 0 - 360DEG
C Interval: 30.0DEG
Test Speed: HIGH
Temperature:25.3DEG
Operators:
Test Date:21 September 2026

γ Range: 0 - 180DEG
γ Interval: 1.0DEG
Test System:EVERFINE GO-2000A_V1 SYSTEM V2.0.295
Humidity:65.0%
Test Distance:14.200m [K=1.0000]
Remarks:

ISOLUX DIAGRAM

Test:U:120.6V I:0.0966A P:11.40W PF:0.9783 Lamp Flux:1461.66x1 lm		
NAME:	TYPE:	WEIGHT:
SPEC.:	DIM.:	SERIAL No.:
MFR.:	SUR.:	Shielding Angle:

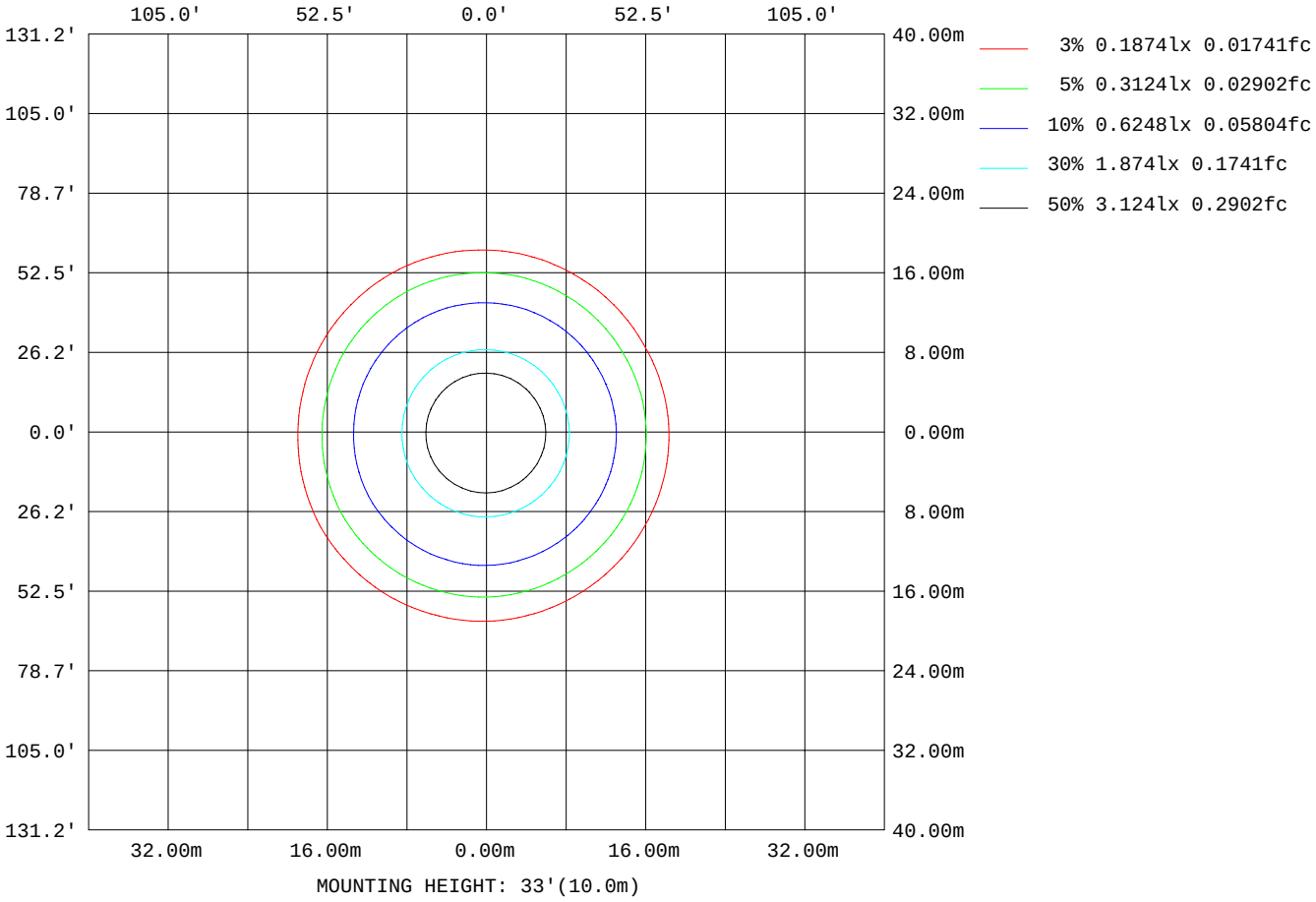

C Range: 0 - 360DEG
C Interval: 30.0DEG
Test Speed: HIGH
Temperature:25.3DEG
Operators:
Test Date:21 September 2026

γ Range: 0 - 180DEG
γ Interval: 1.0DEG
Test System:EVERFINE GO-2000A_V1 SYSTEM V2.0.295
Humidity:65.0%
Test Distance:14.200m [K=1.0000]
Remarks:

LED Avg.L Report

Test:U:120.6V I:0.0966A P:11.40W PF:0.9783 Lamp Flux:1461.66x1 lm		
NAME:	TYPE:	WEIGHT:
SPEC.:	DIM.:	SERIAL No.:
MFR.:	SUR.:	Shielding Angle:

AvgL	cd/m2
L_0~180(65)av	81516
L_0~180(75)av	33818
L_0~180(85)av	10693
L_90~270(65)av	81706
L_90~270(75)av	34052
L_90~270(85)av	10074
L_45(65)av	81657
L_45(75)av	34179
L_45(85)av	10374

Standard: GB/T 29293-2012

C Range: 0 - 360DEG
C Interval: 30.0DEG
Test Speed: HIGH
Temperature:25.3DEG
Operators:
Test Date:21 September 2026

γ Range: 0 - 180DEG
γ Interval: 1.0DEG
Test System:EVERFINE GO-2000A_V1 SYSTEM V2.0.295
Humidity:65.0%
Test Distance:14.200m [K=1.0000]
Remarks:

Planar Illuminance Curve

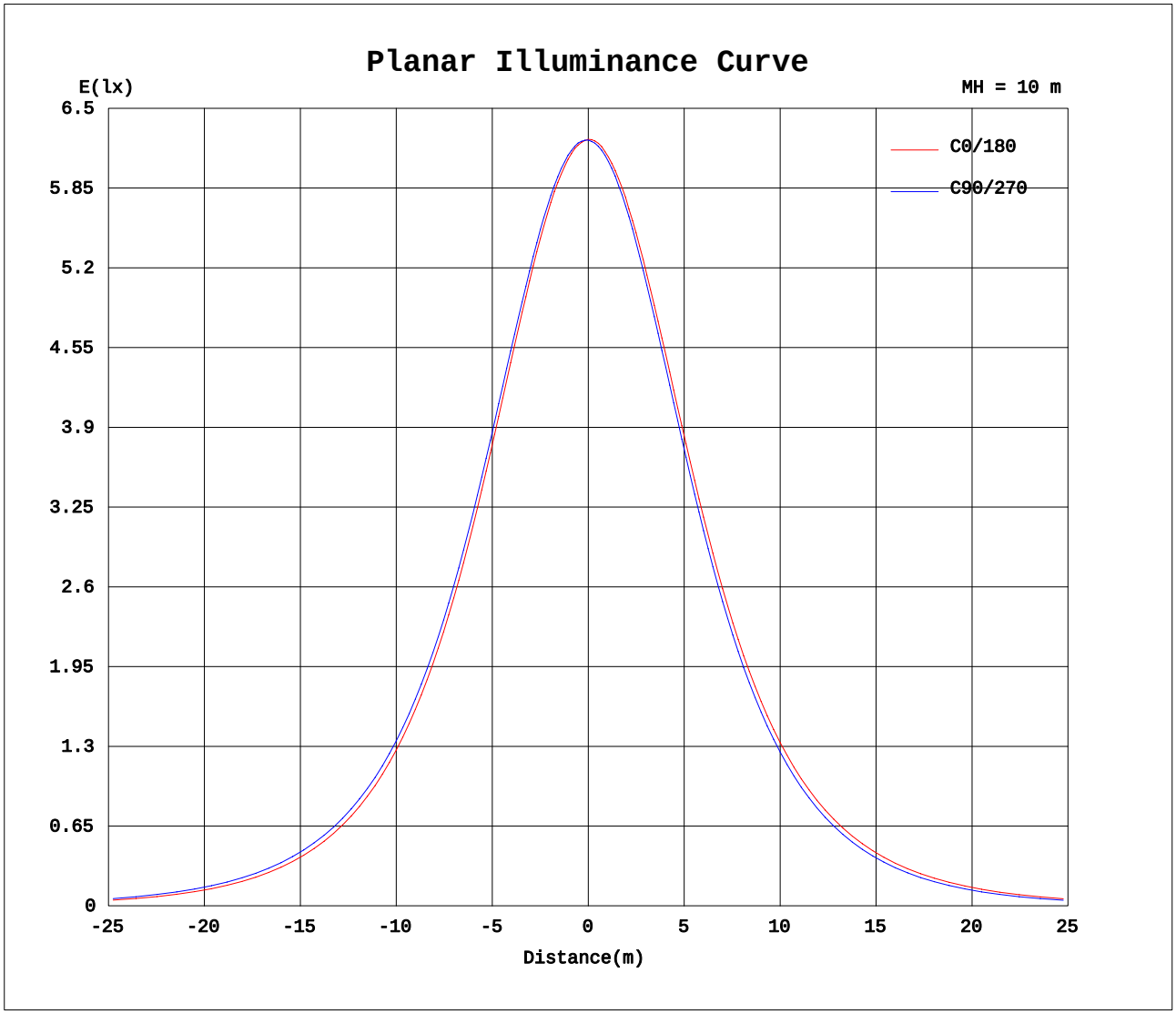

C Range: 0 - 360DEG
C Interval: 30.0DEG
Test Speed: HIGH
Temperature:25.3DEG
Operators:
Test Date:21 September 2026

γ Range: 0 - 180DEG
γ Interval: 1.0DEG
Test System:EVERFINE GO-2000A_V1 SYSTEM V2.0.295
Humidity:65.0%
Test Distance:14.200m [K=1.0000]
Remarks:

LUMINOUS DISTRIBUTION INTENSITY DATA

Test:U:120.6V I:0.0966A P:11.40W PF:0.9783 Lamp Flux:1461.66x1 lm		
NAME:	TYPE:	WEIGHT:
SPEC.:	DIM.:	SERIAL No.:
MFR.:	SUR.:	Shielding Angle:

Table--1 UNIT: cd

γ (DEG) \ C(DEG)	0	30	60	90	120	150	180	210	240	270	300	330
0	625	624	624	624	624	624	625	624	624	624	624	624
5	620	622	622	623	623	623	622	621	620	619	618	618
10	610	611	613	615	615	615	613	611	609	607	605	606
15	592	594	596	600	601	600	597	594	591	588	586	586
20	567	570	574	578	580	579	574	571	567	562	560	561
25	536	540	544	550	552	552	545	542	537	531	528	529
30	499	504	509	516	518	518	511	507	501	494	491	491
35	457	462	468	475	479	478	470	466	459	451	447	448
40	410	415	422	430	434	434	426	420	414	405	400	401
45	360	365	372	381	385	386	377	371	364	355	350	350
50	306	311	319	329	333	334	324	319	311	301	296	296
55	248	254	262	273	278	279	269	263	255	245	239	238
60	188	194	203	214	220	221	210	205	196	185	179	178
65	126	132	140	152	159	160	149	144	135	124	118	117
70	68.7	73.5	80.7	91.3	97.4	98.8	89.6	84.5	77.3	67.8	62.3	61.0
75	28.8	31.3	35.2	41.9	46.3	47.4	41.2	38.2	33.9	28.6	25.7	25.0
80	11.6	12.7	14.3	16.6	18.4	18.9	16.4	15.2	13.4	11.0	9.92	9.80
85	1.96	2.73	3.86	5.63	6.77	7.05	5.50	4.67	3.18	1.39	0.36	0.32
90	0.00	0.00	0.00	0.00	0.00	0.00	0.00	0.00	0.00	0.00	0.00	0.00
95	0.00	0.00	0.00	0.00	0.00	0.00	0.00	0.00	0.00	0.00	0.00	0.00
100	0.00	0.00	0.00	0.00	0.00	0.00	0.00	0.00	0.00	0.00	0.00	0.00
105	0.00	0.00	0.00	0.00	0.00	0.00	0.00	0.00	0.00	0.00	0.00	0.00
110	0.00	0.00	0.00	0.00	0.00	0.00	0.00	0.00	0.00	0.00	0.00	0.00
115	0.00	0.00	0.00	0.00	0.00	0.00	0.00	0.00	0.00	0.00	0.00	0.00
120	0.00	0.00	0.00	0.00	0.00	0.00	0.00	0.00	0.00	0.00	0.00	0.00
125	0.00	0.00	0.00	0.00	0.00	0.00	0.00	0.00	0.00	0.00	0.00	0.00
130	0.00	0.00	0.00	0.00	0.00	0.00	0.00	0.00	0.00	0.00	0.00	0.00
135	0.00	0.00	0.00	0.00	0.00	0.00	0.00	0.00	0.00	0.00	0.00	0.00
140	0.00	0.00	0.00	0.00	0.00	0.00	0.00	0.00	0.00	0.00	0.00	0.00
145	0.00	0.00	0.00	0.00	0.00	0.00	0.00	0.00	0.00	0.00	0.00	0.00
150	0.00	0.00	0.00	0.00	0.00	0.00	0.00	0.00	0.00	0.00	0.00	0.00
155	0.00	0.00	0.00	0.00	0.00	0.00	0.00	0.00	0.00	0.00	0.00	0.00
160	0.00	0.00	0.00	0.00	0.00	0.00	0.00	0.00	0.00	0.00	0.00	0.00
165	0.15	0.11	0.05	0.07	0.01	0.09	0.05	0.09	0.16	0.17	0.17	0.11
170	0.29	0.24	0.24	0.23	0.20	0.27	0.23	0.27	0.31	0.33	0.32	0.27
175	0.40	0.37	0.39	0.35	0.36	0.40	0.38	0.40	0.44	0.44	0.44	0.40
180	0.47	0.47	0.51	0.47	0.48	0.48	0.48	0.48	0.48	0.47	0.48	0.50

C Range: 0 - 360DEG
C Interval: 30.0DEG
Test Speed: HIGH
Temperature:25.3DEG
Operators:
Test Date:21 September 2026

γ Range: 0 - 180DEG
γ Interval: 1.0DEG
Test System:EVERFINE GO-2000A_V1 SYSTEM V2.0.295
Humidity:65.0%
Test Distance:14.200m [K=1.0000]
Remarks: